

**RESOLUTION NO. 2021- 187**

**WHEREAS**, on September 13, 2021 the Board of County Commissioners of Nassau County, Florida, held a public hearing on the tentative budget and the proposed millage rate pursuant to Section 200.065, Florida Statutes, for the Fiscal Year from October 1, 2021 to September 30, 2022.

**WHEREAS**, on September 27, 2021 the Board of County Commissioners of Nassau County, Florida, held a public meeting to finalize the 2021-2022 Budget to adopt the millage rate pursuant to Section 200.065, Florida Statutes.

**BE IT THEREFORE RESOLVED** that the Board of County Commissioners of Nassau County, Florida, in Regular Session duly assembled on the 27th day of September 2021 hereby adopts the following millage rates individually for the Fiscal Year from October 1, 2021 to September 30, 2022:

GENERAL FUND	6.7336
COUNTY TRANSPORTATION	0.5902
TOTAL COUNTY WIDE MILLAGE	7.3238
MUNICIPAL SERVICE TAXING UNIT	2.2770
AMELIA ISLAND BEACH RENOURISHMENT MSTU	0.0960
REC & WATER CONSERVATION DIST. 1	<u>0.0000</u>
TOTAL MILLAGE	9.6968

The Fiscal Year 2021-2022 County Wide operating millage rate, excluding special districts is 7.3238 mills, which is more than the rolled back rate of 7.0810 mills by 3.43 percent.

The Fiscal Year 2021-2022 Municipal Service Taxing Unit operating millage rate is 2.2770 mills, which is more than the rolled back rate of 2.2200 mills by 2.57 percent.


The Fiscal Year 2021-2022 Nassau County Recreation and Water Conservation and Control District 1 operating millage is 0.0000 mills. There was no tax levied in Fiscal Year 2020-2021.

The Fiscal Year 2021-2022 Amelia Island Beach Renourishment MSTU operating millage rate is 0.0960 mills, which is more than the rolled back rate of 0.0918 mills by 4.58 percent.

The Fiscal Year 2021-2022 Total County Aggregate operating millage rate is 8.9737 mills, which is more than the rolled back rate of 8.6821 mills by 3.36 percent.


**ADOPTED** this 27th day of September 2021.

BOARD OF COUNTY COMMISSIONERS  
NASSAU COUNTY, FLORIDA




\_\_\_\_\_  
THOMAS R. FORD  
Its: Chair

ATTEST AS TO CHAIRMAN'S  
SIGNATURE:



\_\_\_\_\_  
JOHN A. CRAWFORD  
Its: Ex-Officio Clerk

Approved as to form by the  
Nassau County Attorney:



\_\_\_\_\_  
MICHAEL S. MULLIN

**RESOLUTION NO. 2021-188**

**WHEREAS**, on September 13, 2021 the Board of County Commissioners of Nassau County, Florida held a public hearing on the tentative budget and the proposed millage rate pursuant to Section 200.065, Florida Statutes, for the Fiscal Year from October 1, 2021 to September 30, 2022.


**WHEREAS**, on September 27, 2021 the Board of County Commissioners of Nassau County, Florida, held a public meeting to finalize the 2021-2022 Budget to adopt the millage rate pursuant to Section 200.065, Florida Statutes.

**BE IT THEREFORE RESOLVED** that the Board of County Commissioners of Nassau County, Florida in Regular Session duly assembled on the 27th day of September, 2021 hereby adopts the following budgets as stated below for the Fiscal Year from October 1, 2021 to September 30, 2022:

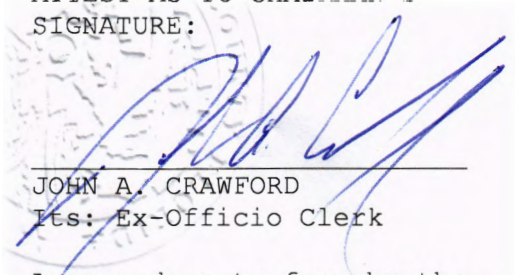
County Wide excluding dependent districts	\$ 299,754,906
Municipal Service Taxing Unit	\$ 26,084,723
Amelia Island Beach Renourishment MSTU	\$ 2,043,681
Recreation & Water Conservation Dist. 1	\$ 0
<b>TOTAL BUDGET</b>	<b><u>\$ 327,883,310</u></b>

**ADOPTED** this 27th day of September, 2021.

BOARD OF COUNTY COMMISSIONERS  
NASSAU COUNTY, FLORIDA


  
\_\_\_\_\_  
THOMAS R. FORD  
Its: Chair

ATTEST AS TO CHAIRMAN'S  
SIGNATURE:

A handwritten signature in blue ink, appearing to be "John A. Crawford", written over a faint circular seal or watermark.

\_\_\_\_\_  
JOHN A. CRAWFORD  
Its: Ex-Officio Clerk

Approved as to form by the  
Nassau County Attorney:

A handwritten signature in blue ink, appearing to be "Michael S. Mullin", written over a faint circular seal or watermark.

\_\_\_\_\_  
MICHAEL S. MULLIN

**FY 2021/2022**

**ADOPTED BUDGET**

**REVENUES**

09/28/2021 08:32  
6235msaw

BOARD OF COMMISSIONERS  
NEXT YEAR / CURRENT YEAR BUDGET ANALYSIS

P 1  
bgnyrpts

PROJECTION: 20221 2021/2022 BUDGET

FOR PERIOD 99

ACCOUNTS FOR:

GENERAL FUND	2020 ACTUAL	2021 ORIG BUD	2021 REVISED BUD	2021 ACTUAL	2021 PROJECTION	2022 FINAL	PCT CHANGE
000							
01000000 311100 AD VALOREM	-61,541,979.19	-66,382,673.00	-66,382,673.00	-66,962,517.32	.00	-70,991,494.00	6.9%
01000000 311200 DEL AD VAL	-34,658.08	-50,000.00	-50,000.00	-12,610.39	.00	-25,000.00	-50.0%
01000000 312640 1CT SURTAX	-10,381,475.96	-8,903,537.00	-8,903,537.00	-10,666,998.82	.00	-11,990,439.00	34.7%
01000000 331101 CHLD SUPIN	.00	-600.00	-600.00	-1,429.00	.00	-600.00	.0%
01000000 335120 ST REV SHA	-1,385,136.83	-1,300,383.00	-1,300,383.00	-1,478,366.48	.00	-1,630,640.00	25.4%
01000000 335130 LIC-INS AG	-33,341.25	-20,000.00	-20,000.00	-21,751.56	.00	-30,000.00	50.0%
01000000 335150 LIC-ALCOHO	-34,213.70	-25,000.00	-26,500.00	-31,507.72	.00	-33,874.00	27.8%
01000000 335180 1/2C S TAX	-5,066,138.30	-4,569,670.00	-4,569,670.00	-4,993,825.15	.00	-5,595,841.00	22.5%
01000000 336000 PYMT-LIEU	.00	-2,000.00	-2,000.00	-1,372.73	.00	-2,000.00	.0%
01000000 341300 CS ADM FEE	-467.44	-500.00	-500.00	-505.00	.00	-500.00	.0%
01000000 341840 ST-SALE TX	-97.64	-100.00	-100.00	-82.76	.00	-100.00	.0%
01000000 361101 INT-BANK	-29,043.50	-337,384.00	-337,384.00	-3,048.86	.00	-300,000.00	-11.1%
01000000 361101 CLERK INT-BANK	-48,532.58	.00	.00	.00	.00	.00	.0%
01000000 361101 FFSB1 INT-BANK	.00	.00	.00	-115,873.55	.00	.00	.0%
01000000 361101 TDBNK INT-BANK	-170,983.01	.00	.00	-36,867.57	.00	.00	.0%
01000000 361101 TIAAM INT-BANK	-234,058.02	.00	.00	-327.33	.00	.00	.0%
01000000 361130 FLGIT INT-FLGIT	-137,431.88	.00	.00	-109,942.34	.00	.00	.0%
01000000 361161 BBVA1 CD INTERES	.00	.00	.00	-458.17	.00	.00	.0%
01000000 361161 EVRB5 CD INTERES	-13,110.60	.00	.00	.00	.00	.00	.0%
01000000 361161 FFSB2 CD INTERES	-.57	.00	.00	-855.30	.00	.00	.0%
01000000 361161 FFSB4 CD INTERES	-10.06	.00	.00	-744.07	.00	.00	.0%
01000000 361161 FFSB5 CD INTERES	.00	.00	.00	-2,298.19	.00	.00	.0%
01000000 361161 TIAA INT-BANK	-23,399.27	.00	.00	-9,645.13	.00	.00	.0%
01000000 361161 TIAA1 INT-BANK	-66,288.26	.00	.00	.00	.00	.00	.0%
01000000 361171 IN-TAX-COL	-11,791.06	.00	.00	.00	.00	.00	.0%
01000000 361200 DIVIDEND	-18.00	.00	.00	-14.00	.00	.00	.0%
01000000 361300 FLGIT NET INC(DE	-84,970.93	.00	.00	115,802.49	.00	.00	.0%
01000000 361400 FLGIT G/L INVEST	-140,831.75	.00	.00	-42,710.33	.00	.00	.0%
01000000 362060 CNTY LEASE	-301.00	-300.00	-300.00	-303.00	.00	-300.00	.0%
01000000 369009 CCD REV	.00	.00	.00	-15,000.00	.00	.00	.0%
01000000 369300 SETTLEMENT	-151.36	.00	.00	-51.02	.00	.00	.0%
01000000 369900 MISC REV	-2,345.60	.00	.00	-690.73	.00	.00	.0%
01000000 369908 INS PROCEE	-2,214.15	.00	.00	.00	.00	.00	.0%
01000000 369910 REF PY-EXP	-179,530.57	.00	.00	-10,216.04	.00	.00	.0%
01000000 369912 BNK REBATE	-8,252.65	.00	.00	-13,249.46	.00	.00	.0%
01000000 381450 TI-B,Z & P	-161,743.00	-161,743.00	-161,743.00	-161,743.00	.00	-161,743.00	.0%
01000000 381711 ABWSD T/I-NAU	.00	.00	.00	-331,604.00	.00	.00	.0%
01000000 381720 ABWSD T/I ABWSD	.00	.00	.00	.00	.00	-274,130.00	.0%
01000000 386201 CLERK RES EQ-CLK	-150,211.15	-20,000.00	-20,000.00	.00	.00	-30,000.00	50.0%
01000000 386401 SHERF RES EQ-SHE	-812,811.42	-20,000.00	-20,000.00	.00	.00	-20,000.00	.0%
01000000 386601 PROP A RES EQ-P/A	-93,723.00	-100,000.00	-100,000.00	.00	.00	-90,000.00	-10.0%

09/28/2021 08:32  
6235msaw

BOARD OF COMMISSIONERS  
NEXT YEAR / CURRENT YEAR BUDGET ANALYSIS

P 2  
bgnyrpts

PROJECTION: 20221 2021/2022 BUDGET

FOR PERIOD 99

ACCOUNTS FOR:

GENERAL FUND	2020 ACTUAL	2021 ORIG BUD	2021 REVISED BUD	2021 ACTUAL	2021 PROJECTION	2022 FINAL	PCT CHANGE
01000000 386701 TAXCO RES EQ-T/C	-733,177.55	-150,000.00	-150,000.00	.00	.00	-250,000.00	66.7%
01000000 386801 SOE RES EQ-SOE	-257,130.10	-100,000.00	-100,000.00	.00	.00	-100,000.00	.0%
<b>TOTAL</b>	<b>-81,839,569.43</b>	<b>-82,143,890.00</b>	<b>-82,145,390.00</b>	<b>-84,910,806.53</b>	<b>.00</b>	<b>-91,526,661.00</b>	<b>11.4%</b>
<b>001 BOARD OF CO COMMISSIONERS</b>							
01001511 381040 TI-MUNICIP	-24,152.00	-24,152.00	-24,152.00	-24,152.00	.00	-24,152.00	.0%
01001511 381450 TI-B,Z & P	-7,800.00	-7,800.00	-7,800.00	-7,800.00	.00	-7,800.00	.0%
01001511 381710 F/M NAU	-5,200.00	-5,200.00	-5,200.00	-5,200.00	.00	-5,200.00	.0%
01001513 381040 TI-MUNICIP	-12,093.00	-12,093.00	-12,093.00	-12,093.00	.00	-12,093.00	.0%
01001519 366910 DONATIONS	-2,588.43	.00	-5,000.00	-5,000.00	.00	.00	-100.0%
01001519 399100 CASH FWD	.00	.00	-54,622.00	.00	.00	.00	-100.0%
<b>TOTAL BOARD OF CO COMMISSION</b>	<b>-51,833.43</b>	<b>-49,245.00</b>	<b>-108,867.00</b>	<b>-54,245.00</b>	<b>.00</b>	<b>-49,245.00</b>	<b>-54.8%</b>
<b>005 GRANTS</b>							
01005525 331000 CRT20 FED GRANTS	-4,996.38	.00	.00	.00	.00	.00	.0%
01005525 331200 74C90 FED-PUB SF	.00	.00	-173,788.00	-19,939.00	.00	-137,419.00	-20.9%
01005526 331200 AFG20 FED-PUB SF	.00	.00	-28,636.00	-28,623.64	.00	.00	-100.0%
01005526 331200 SAF20 FED-PUB SF	.00	.00	-190,093.00	.00	.00	-190,093.00	.0%
01005526 331200 SAF21 FED-PUB SF	.00	.00	.00	.00	.00	-188,074.00	.0%
01005541 331492 MID17 FHWA	.00	-4,007.00	-3,978.00	.00	.00	-3,978.00	.0%
01005629 331000 ADC19 FED GRANTS	.00	-494,716.00	-494,716.00	.00	.00	-463,061.00	-6.4%
01005671 334000 SWEAT ST GRANTS	.00	-143,868.00	-244,933.00	-17,732.50	.00	-80,000.00	-67.3%
<b>TOTAL GRANTS</b>	<b>-4,996.38</b>	<b>-642,591.00</b>	<b>-1,136,144.00</b>	<b>-66,295.14</b>	<b>.00</b>	<b>-1,062,625.00</b>	<b>-6.5%</b>
<b>031 SHERIFF</b>							
01031521 331000 CHP17 FED GRANTS	-91,824.97	-60,354.00	-60,354.00	-188,999.19	.00	.00	-100.0%
01031521 331000 CHP20 FED GRANTS	.00	-208,386.00	-208,386.00	.00	.00	-220,484.00	5.8%
01031521 341520 FEES-SHERI	-78,870.00	-90,000.00	-90,000.00	-68,620.00	.00	-80,000.00	-11.1%
01031521 342101 CHGS-SROFF	.00	.00	.00	.00	.00	-200,000.00	.0%
01031521 348990 CRMPV CRIME PREV	-34,809.98	-32,000.00	-32,000.00	-29,216.50	.00	-30,000.00	-6.3%
01031521 351901 REG FEES	-9,840.00	-10,000.00	-10,000.00	-3,220.00	.00	-10,000.00	.0%
01031521 386400 CHP17 T/I-SHERIF	-41,282.53	-16,552.00	-16,552.00	-16,258.56	.00	.00	-100.0%
01031521 386400 CHP20 T/I-SHERIF	.00	-69,462.00	-69,462.00	-47,574.43	.00	-73,621.00	6.0%
01031521 399100 CRMPV CASH FWD	.00	-140,695.00	-148,505.00	.00	.00	-148,505.00	.0%
<b>TOTAL SHERIFF</b>	<b>-256,627.48</b>	<b>-627,449.00</b>	<b>-635,259.00</b>	<b>-353,888.68</b>	<b>.00</b>	<b>-762,610.00</b>	<b>20.0%</b>
<b>032 DEPT OF CORRECTIONS</b>							
01032523 369306 MEDICAL RE	-2,245.21	-1,500.00	-1,500.00	-2,081.18	.00	-1,700.00	13.3%
<b>TOTAL DEPT OF CORRECTIONS</b>	<b>-2,245.21</b>	<b>-1,500.00</b>	<b>-1,500.00</b>	<b>-2,081.18</b>	<b>.00</b>	<b>-1,700.00</b>	<b>13.3%</b>
<b>034 DOJ GRANT - VOCA</b>							
01034521 331210 DOJ-VOCA	-45,418.42	-61,696.00	-61,696.00	-26,136.89	.00	-67,320.00	9.1%

09/28/2021 08:32  
6235msaw

BOARD OF COMMISSIONERS  
NEXT YEAR / CURRENT YEAR BUDGET ANALYSIS

P 3  
bgnyrpts

PROJECTION: 20221 2021/2022 BUDGET

FOR PERIOD 99

ACCOUNTS FOR:

GENERAL FUND	2020 ACTUAL	2021 ORIG BUD	2021 REVISED BUD	2021 ACTUAL	2021 PROJECTION	2022 FINAL	PCT CHANGE
01034521 381130 TI-LAW ENF	-12,979.00	-15,424.00	-15,424.00	-10,794.00	.00	-16,830.00	9.1%
TOTAL DOJ GRANT - VOCA	-58,397.42	-77,120.00	-77,120.00	-36,930.89	.00	-84,150.00	9.1%
061 SUPR OF ELECT-ADM/REG							
01061513 341961 QUALIF FEE	-375.00	.00	.00	.00	.00	.00	.0%
01061513 359903 LATE PENAL	-200.00	.00	.00	.00	.00	.00	.0%
01061582 399100 ADAOS CASH FWD	.00	-175,000.00	-175,000.00	.00	.00	-175,000.00	.0%
TOTAL SUPR OF ELECT-ADM/REG	-575.00	-175,000.00	-175,000.00	.00	.00	-175,000.00	.0%
072 MAINT-DETENTION CENTER							
01072523 399100 CASH FWD	.00	-287,460.00	-287,460.00	.00	.00	-3,214.00	-98.9%
01072523 399100 CLATR CASH FWD	.00	-376,575.00	-846,909.00	.00	.00	.00	-100.0%
01072523 399100 DCL&P CASH FWD	.00	.00	-157,550.00	.00	.00	.00	-100.0%
01072523 399100 GENER CASH FWD	.00	.00	-85,783.00	.00	.00	.00	-100.0%
01072523 399100 UPSEC CASH FWD	.00	.00	-16,521.00	.00	.00	.00	-100.0%
TOTAL MAINT-DETENTION CENTER	.00	-664,035.00	-1,394,223.00	.00	.00	-3,214.00	-99.8%
073 MAINT-OTHER CNTY FACILITIES							
01073519 341911 HLTH GRNDS	-21,311.64	-30,120.00	-30,120.00	-21,737.85	.00	-29,268.00	-2.8%
01073519 349000 OTHER SVC	.00	.00	.00	-100.00	.00	.00	.0%
01073519 362030 RENT-YULEE	-1,200.00	-1,500.00	-1,500.00	-3,563.55	.00	-1,500.00	.0%
01073519 362040 RENT-CALLA	-1,200.00	-3,450.00	-3,450.00	-1,275.05	.00	-3,450.00	.0%
01073519 362050 RENT-MULTI	-1,475.00	-3,050.00	-3,050.00	-1,549.30	.00	-3,050.00	.0%
01073519 362051 RENT-HILL	-600.00	-600.00	-600.00	.00	.00	-600.00	.0%
01073519 362052 RFEE-AMBCC	-4,225.00	-7,275.00	-7,275.00	-2,875.00	.00	-7,275.00	.0%
01073519 362055 RENT-BRYCE	-975.00	-2,400.00	-2,400.00	-150.00	.00	-2,400.00	.0%
01073519 364410 SURP EQUIP	-24,820.07	.00	.00	-3,997.00	.00	.00	.0%
01073519 364410 FRP SURP EQUIP	-1,502.00	.00	.00	.00	.00	.00	.0%
01073519 365910 SALE-SCRAP	-38.09	.00	.00	.00	.00	.00	.0%
01073519 369900 MISC REV	-1.40	.00	.00	-81.45	.00	.00	.0%
01073519 369909 W/C INS PR	.00	.00	.00	-432.63	.00	.00	.0%
01073519 381450 TI-B,Z & P	-13,500.00	-13,500.00	-13,500.00	-13,500.00	.00	-13,500.00	.0%
01073519 381470 T/I-AMELIA	-4,469.11	-4,500.00	-4,500.00	-2,006.86	.00	-4,500.00	.0%
01073519 381710 CHG-NAU	-7,500.00	-7,500.00	-7,500.00	-7,500.00	.00	-7,500.00	.0%
01073519 386800 SOE T/I-SOE	-19,167.40	-15,000.00	-15,000.00	-10,089.18	.00	-15,000.00	.0%
01073519 399100 CASH FWD	.00	.00	-84,522.00	.00	.00	-84,100.00	-.5%
TOTAL MAINT-OTHER CNTY FACIL	-101,984.71	-88,895.00	-173,417.00	-68,857.87	.00	-172,143.00	-.7%
074 MAINT-JUDICIAL/HCH							
01074712 399100 CASH FWD	.00	-547,400.00	-547,400.00	.00	.00	-271,080.00	-50.5%



09/28/2021 08:32  
6235msaw

BOARD OF COMMISSIONERS  
NEXT YEAR / CURRENT YEAR BUDGET ANALYSIS

P 4  
bgnyrpts

PROJECTION: 20221 2021/2022 BUDGET

FOR PERIOD 99

ACCOUNTS FOR:

GENERAL FUND	2020 ACTUAL	2021 ORIG BUD	2021 REVISED BUD	2021 ACTUAL	2021 PROJECTION	2022 FINAL	PCT CHANGE
TOTAL MAINT-JUDICIAL/HCH	.00	-547,400.00	-547,400.00	.00	.00	-271,080.00	-50.5%
075 MAINT-P&R/BEACH							
01075572 329010 PERMITS-BCH	-9,810.00	-32,022.00	-32,022.00	.00	.00	.00	-100.0%
01075572 335160 SALES & US	-25,000.00	-25,000.00	-25,000.00	-25,000.00	.00	-25,000.00	.0%
01075572 364410 SURP EQUIP	.00	.00	.00	-1,876.00	.00	.00	.0%
01075572 366910 PKDON DONATIONS	.00	.00	.00	-1,500.00	.00	.00	.0%
01075572 399100 CASH FWD	.00	-328,109.00	-349,540.00	.00	.00	-4,985.00	-98.6%
01075572 399100 BPK CASH FWD	.00	.00	-20,613.00	.00	.00	.00	-100.0%
01075572 399100 C0102 CASH FWD	.00	.00	.00	.00	.00	-303,900.00	.0%
01075572 399100 CBPI CASH FWD	.00	.00	-28,500.00	.00	.00	.00	-100.0%
01075572 399100 GOFF CASH FWD	.00	.00	-3,369.00	.00	.00	.00	-100.0%
01075572 399100 PKDON CASH FWD	.00	.00	.00	.00	.00	-1,500.00	.0%
01075572 399100 PPBPP CASH FWD	.00	.00	-52,711.00	.00	.00	.00	-100.0%
TOTAL MAINT-P&R/BEACH	-34,810.00	-385,131.00	-511,755.00	-28,376.00	.00	-335,385.00	-34.5%
099 TRANSFER OUTS							
01099581 399100 C0004 CASH FWD	.00	.00	.00	.00	.00	-476,343.00	.0%
01099581 399100 C0005 CASH FWD	.00	.00	.00	.00	.00	-200,054.00	.0%
01099581 399100 C0145 CASH FWD	.00	.00	.00	.00	.00	-3,000,000.00	.0%
01099581 399100 PSTC CASH FWD	.00	.00	-353,230.00	.00	.00	.00	-100.0%
01099581 399100 WBEXT CASH FWD	.00	-578,400.00	-578,400.00	.00	.00	-105,313.00	-81.8%
TOTAL TRANSFER OUTS	.00	-578,400.00	-931,630.00	.00	.00	-3,781,710.00	305.9%
121 COUNTY MANAGER							
01121512 347400 SP EV SV F	-1,000.00	-550.00	-550.00	-450.00	.00	-450.00	-18.2%
01121512 381040 TI-MUNICIP	-18,620.00	-18,620.00	-18,620.00	-18,620.00	.00	-18,620.00	.0%
01121512 381450 TI-B,Z & P	-13,400.00	-13,400.00	-13,400.00	-13,400.04	.00	-13,400.00	.0%
01121512 381710 F/M NAU	-12,700.00	-12,700.00	-12,700.00	-12,700.00	.00	-12,700.00	.0%
01121512 399100 CASH FWD	.00	.00	-17,520.00	.00	.00	.00	-100.0%
TOTAL COUNTY MANAGER	-45,720.00	-45,270.00	-62,790.00	-45,170.04	.00	-45,170.00	-28.1%
122 HUMAN RESOURCES DEPARTMENT							
01122513 349004 COPY&PUBLI	-.25	.00	.00	.00	.00	.00	.0%
01122513 366910 AWP19 DONATIONS	-39,573.24	.00	.00	.00	.00	.00	.0%
01122513 366910 AWP20 DONATIONS	-2,648.10	-71,102.00	-70,753.00	-71,996.70	.00	.00	-100.0%
01122513 366910 AWP21 DONATIONS	.00	-75,000.00	-75,000.00	-12,062.45	.00	-52,500.00	-30.0%
01122513 366910 AWP22 DONATIONS	.00	.00	.00	.00	.00	-75,000.00	.0%
01122513 369910 WELLP REF PY-EXP	.00	.00	.00	-80.00	.00	.00	.0%
01122513 381040 TI-MUNICIP	-6,248.00	-6,248.00	-6,248.00	-6,248.00	.00	-6,248.00	.0%

09/28/2021 08:32  
6235msaw

BOARD OF COMMISSIONERS  
NEXT YEAR / CURRENT YEAR BUDGET ANALYSIS

P 5  
bgnyrpts

PROJECTION: 20221 2021/2022 BUDGET

FOR PERIOD 99

ACCOUNTS FOR:

GENERAL FUND	2020 ACTUAL	2021 ORIG BUD	2021 REVISED BUD	2021 ACTUAL	2021 PROJECTION	2022 FINAL	PCT CHANGE
01122513 381450 TI-B,Z & P	-10,600.00	-10,600.00	-10,600.00	-10,600.00	.00	-10,600.00	.0%
01122513 381710 F/M NAU	-3,900.00	-3,900.00	-3,900.00	-3,900.00	.00	-3,900.00	.0%
01122513 399100 AWP21 CASH FWD	.00	.00	.00	.00	.00	-54,845.00	.0%
01122513 399100 WELLP CASH FWD	.00	-121,888.00	-185,551.00	.00	.00	-183,855.00	-.9%
TOTAL HUMAN RESOURCES DEPART	-62,969.59	-288,738.00	-352,052.00	-104,887.15	.00	-386,948.00	9.9%
132 MANAGEMENT INFORMATION SYSTEMS							
01132516 349004 COPY&PUBLI	-.25	.00	.00	-68.45	.00	.00	.0%
01132516 381376 IT CHG TDC	-1,462.13	-1,000.00	-1,000.00	.00	.00	.00	-100.0%
01132516 381456 IT CHG-BLD	-1,098.38	-700.00	-700.00	.00	.00	-1,000.00	42.9%
01132516 381716 IT CHG-NAU	-819.32	-800.00	-800.00	.00	.00	-800.00	.0%
01132516 399100 CASH FWD	.00	.00	-12,520.00	.00	.00	.00	-100.0%
TOTAL MANAGEMENT INFORMATION	-3,380.08	-2,500.00	-15,020.00	-68.45	.00	-1,800.00	-88.0%
135 OFFICE OF MANAGEMENT & BUDGET							
01135513 364410 SURP EQUIP	.00	.00	.00	-334.00	.00	.00	.0%
01135513 381450 TI-B,Z & P	-10,100.00	-10,100.00	-10,100.00	-10,100.03	.00	-10,100.00	.0%
01135513 3816E0 DSAP1 TI-ENCPA	.00	-1,500.00	.00	.00	.00	.00	.0%
01135513 3816IM T/I CP IMP	.00	-1,087.00	-1,087.00	.00	.00	.00	-100.0%
01135513 3816MB T/I NCMOB	.00	-575.00	-575.00	.00	.00	.00	-100.0%
01135513 381710 F/M NAU	-18,600.00	-18,600.00	-18,600.00	-18,600.00	.00	-18,600.00	.0%
01135513 399100 CASH FWD	.00	.00	-29,829.00	.00	.00	-27,384.00	-8.2%
TOTAL OFFICE OF MANAGEMENT &	-28,700.00	-31,862.00	-60,191.00	-29,034.03	.00	-56,084.00	-6.8%
141 COUNTY ATTORNEY							
01141514 329102 FEE-ZONING	-38,041.00	-17,804.00	-17,804.00	-30,195.00	.00	-13,353.00	-25.0%
01141514 329105 SP/DFEES	-23,240.00	-7,116.00	-7,116.00	-31,267.50	.00	-7,116.00	.0%
01141514 329119 ENCAP	-894.00	-26,229.00	-26,229.00	-3,945.00	.00	-11,835.00	-54.9%
01141514 341913 APPEAL/COD	.00	-2,652.00	-2,652.00	.00	.00	.00	-100.0%
01141514 344923 ROW ABAN	-100.00	-500.00	-500.00	-100.00	.00	-500.00	.0%
01141514 344925 PLAT DEV R	-7,291.00	-6,300.00	-6,300.00	-12,505.00	.00	-5,040.00	-20.0%
01141514 349000 OTHER SVC	-104.00	-600.00	-600.00	.00	.00	-600.00	.0%
01141514 381040 TI-MUNICIP	-24,357.00	-24,357.00	-24,357.00	-24,357.00	.00	-24,357.00	.0%
01141514 381450 TI-B,Z & P	-28,400.00	-28,400.00	-28,400.00	-28,400.00	.00	-28,400.00	.0%
01141514 381710 F/M NAU	-14,200.00	-14,200.00	-14,200.00	-14,200.00	.00	-14,200.00	.0%
01141514 399100 CASH FWD	.00	.00	-8,450.00	.00	.00	.00	-100.0%
TOTAL COUNTY ATTORNEY	-136,627.00	-128,158.00	-136,608.00	-144,969.50	.00	-105,401.00	-22.8%
167 CHILD SUPPORT ENFORCEMENT							
01167669 331102 CHD SUPPOR	-3,913.80	-4,620.00	-4,620.00	-2,844.60	.00	-3,630.00	-21.4%

09/28/2021 08:32  
6235msaw

BOARD OF COMMISSIONERS  
NEXT YEAR / CURRENT YEAR BUDGET ANALYSIS

P 6  
bgnyrpts

PROJECTION: 20221 2021/2022 BUDGET

FOR PERIOD 99

ACCOUNTS FOR:

GENERAL FUND	2020 ACTUAL	2021 ORIG BUD	2021 REVISED BUD	2021 ACTUAL	2021 PROJECTION	2022 FINAL	PCT CHANGE
TOTAL CHILD SUPPORT ENFORCEM	-3,913.80	-4,620.00	-4,620.00	-2,844.60	.00	-3,630.00	-21.4%
176 TEEN COURT							
01176719 348990 CT RELATED	-22,542.71	-25,200.00	-25,200.00	-20,000.44	.00	-20,000.00	-20.6%
01176719 399100 TCMIS CASH FWD	.00	-1,221.00	-1,221.00	.00	.00	.00	-100.0%
01176719 399100 TCSCH CASH FWD	.00	-7,144.00	-5,144.00	.00	.00	.00	-100.0%
TOTAL TEEN COURT	-22,542.71	-33,565.00	-31,565.00	-20,000.44	.00	-20,000.00	-36.6%
213 SHERIFF ADMINISTRATIVE BLDG							
01213521 399100 CASH FWD	.00	-94,888.00	-94,888.00	.00	.00	.00	-100.0%
TOTAL SHERIFF ADMINISTRATIVE	.00	-94,888.00	-94,888.00	.00	.00	.00	-100.0%
250 CONTRACTS MANAGEMENT							
01250515 381450 TI-B, Z & P	-200.00	-200.00	-200.00	-199.93	.00	-200.00	.0%
01250515 381710 CHG-NAU	-1,500.00	-1,500.00	-1,500.00	-1,500.00	.00	-1,500.00	.0%
TOTAL CONTRACTS MANAGEMENT	-1,700.00	-1,700.00	-1,700.00	-1,699.93	.00	-1,700.00	.0%
252 PUBLIC SAFETY-COMMUNICATION SY							
01252525 399100 CSUPS CASH FWD	.00	-157,000.00	-157,000.00	.00	.00	.00	-100.0%
01252525 399100 MCOMM CASH FWD	.00	-50,000.00	-50,000.00	.00	.00	.00	-100.0%
TOTAL PUBLIC SAFETY-COMMUNIC	.00	-207,000.00	-207,000.00	.00	.00	.00	-100.0%
253 EMERGENCY PREPAREDNESS							
01253525 331000 EM20 FED GRANTS	-64,921.00	.00	.00	.00	.00	.00	.0%
01253525 331000 EM21 FED GRANTS	.00	-47,397.00	-46,539.00	-54,640.99	.00	.00	-100.0%
01253525 331000 EM22 FED GRANTS	.00	-19,733.00	-19,733.00	.00	.00	-51,300.00	160.0%
01253525 331000 EM23 FED GRANTS	.00	.00	.00	.00	.00	-25,877.00	.0%
01253525 331200 EMARP FED-PUB SF	.00	.00	-13,926.00	.00	.00	.00	-100.0%
01253525 331200 EMCOV FED-PUB SF	.00	.00	-9,944.00	-9,014.87	.00	.00	-100.0%
01253525 334201 EM20 SG-EME PRE	-105,806.00	.00	.00	.00	.00	.00	.0%
01253525 334201 EM21 SG-EME PRE	.00	-74,549.00	-74,087.00	-94,193.94	.00	.00	-100.0%
01253525 334201 EM22 SG-EME PRE	.00	-34,152.00	-34,152.00	.00	.00	-66,512.00	94.8%
01253525 334201 EM23 SG-EME PRE	.00	.00	.00	.00	.00	-36,191.00	.0%
TOTAL EMERGENCY PREPAREDNESS	-170,727.00	-175,831.00	-198,381.00	-157,849.80	.00	-179,880.00	-9.3%
254 EMERGENCY & DISASTERS							
01254525 331202 COVID FED-EMG MG	-6,958,971.00	.00	-12,785,598.00	-8,505,408.00	.00	-3,732,621.00	-70.8%
01254525 331500 HDORI FED-PUB SF	-35,853.71	.00	.00	.00	.00	.00	.0%

09/28/2021 08:32  
6235msaw

BOARD OF COMMISSIONERS  
NEXT YEAR / CURRENT YEAR BUDGET ANALYSIS

P 7  
bgnyrpts

PROJECTION: 20221 2021/2022 BUDGET

FOR PERIOD 99

ACCOUNTS FOR:

GENERAL FUND	2020 ACTUAL	2021 ORIG BUD	2021 REVISED BUD	2021 ACTUAL	2021 PROJECTION	2022 FINAL	PCT CHANGE
01254525 331500 HIRMA FED-PUB SF	-116,367.24	.00	.00	.00	.00	.00	.0%
01254525 331500 HMATT FED-PUB SF	-150,712.55	.00	.00	-1,234.68	.00	.00	.0%
01254525 334200 HDORI ST-PUB SAF	-5,975.62	.00	.00	.00	.00	.00	.0%
01254525 334200 HIRMA ST-PUB SAF	-1,319.62	.00	.00	.00	.00	.00	.0%
01254525 334200 HMATT ST-PUB SAF	-25,118.76	.00	.00	-125.46	.00	.00	.0%
01254525 369910 COVID REF PY-EXP	.00	.00	.00	-52,378.90	.00	.00	.0%
01254525 399100 COVID CASH FWD	.00	.00	-355,925.00	.00	.00	.00	-100.0%
01254554 331620 COVFH FG-PUB AST	-372,504.00	.00	-628,473.00	-278,675.00	.00	.00	-100.0%
01254571 331700 COVLB FED-CUL/RE	.00	.00	-51,888.00	-49,294.00	.00	.00	-100.0%
01254599 399100 COVID CASH FWD	.00	.00	.00	.00	.00	-52,379.00	.0%
<b>TOTAL EMERGENCY &amp; DISASTERS</b>	<b>-7,666,822.50</b>	<b>.00</b>	<b>-13,821,884.00</b>	<b>-8,887,116.04</b>	<b>.00</b>	<b>-3,785,000.00</b>	<b>-72.6%</b>
261 RESCUE							
01261526 335230 SUPPLEMENT	-25,748.43	-45,360.00	-45,360.00	-24,306.45	.00	-41,760.00	-7.9%
01261526 349000 OTHER SVC	-1,580.00	-4,000.00	-4,000.00	-560.00	.00	-4,000.00	.0%
01261526 364410 FRP SURP EQUIP	-3,161.00	.00	.00	.00	.00	.00	.0%
01261526 369900 MISC REV	-1,353.87	.00	.00	-1.21	.00	.00	.0%
01261526 369900 IMTR MISC REV	.00	.00	.00	-2.88	.00	.00	.0%
01261526 369908 INS PROCEE	.00	.00	-5,000.00	-5,000.00	.00	.00	-100.0%
01261526 369909 W/C INS PR	-12,328.30	-5,000.00	-5,000.00	-29,576.46	.00	-5,000.00	.0%
01261526 399100 CASH FWD	.00	.00	-72,888.00	.00	.00	-72,164.00	-1.0%
01261526 399100 AFG20 CASH FWD	.00	.00	-2,864.00	.00	.00	.00	-100.0%
01261526 399100 ALERT CASH FWD	.00	-34,192.00	-34,192.00	.00	.00	-34,192.00	.0%
01261526 399100 FRP CASH FWD	.00	-556,095.00	-582,166.00	.00	.00	-294,594.00	-49.4%
01261526 399100 VSBLD CASH FWD	.00	.00	-38,786.00	.00	.00	-38,786.00	.0%
<b>TOTAL RESCUE</b>	<b>-44,171.60</b>	<b>-644,647.00</b>	<b>-790,256.00</b>	<b>-59,447.00</b>	<b>.00</b>	<b>-490,496.00</b>	<b>-37.9%</b>
262 RESCUE BILLING							
01262526 342600 COVID FEES-RESCU	-46,209.17	.00	.00	.00	.00	.00	.0%
01262526 342600 IMTR FEES-RESCU	-1,784,914.03	-1,716,149.00	-1,716,149.00	-2,687,322.52	.00	-1,700,000.00	-9.9%
01262526 361173 INT-AMBULA	-51.50	.00	.00	.00	.00	.00	.0%
01262526 361173 IMTR INT-AMBULA	-11.08	.00	.00	-144.97	.00	.00	.0%
01262526 369900 MISC REV	-766.75	.00	.00	-333.30	.00	.00	.0%
01262526 369900 IMTR MISC REV	-101.00	.00	.00	-510.34	.00	.00	.0%
<b>TOTAL RESCUE BILLING</b>	<b>-1,832,053.53</b>	<b>-1,716,149.00</b>	<b>-1,716,149.00</b>	<b>-2,688,311.13</b>	<b>.00</b>	<b>-1,700,000.00</b>	<b>-9.9%</b>
291 RISK MANAGEMENT COORDINATOR							
01291519 381450 TI-B,Z & P	-700.00	-700.00	-700.00	-700.00	.00	-700.00	.0%
01291519 381710 CHG-NAU	-700.00	-700.00	-700.00	-700.00	.00	-700.00	.0%
<b>TOTAL RISK MANAGEMENT COORDI</b>	<b>-1,400.00</b>	<b>-1,400.00</b>	<b>-1,400.00</b>	<b>-1,400.00</b>	<b>.00</b>	<b>-1,400.00</b>	<b>.0%</b>
340 SMALL QUANTITY GENERATOR PRGM							
01340534 343415 FEE-GENERA	-2,300.00	-3,050.00	-3,050.00	-2,600.00	.00	-3,250.00	6.6%

09/28/2021 08:32  
6235msaw

BOARD OF COMMISSIONERS  
NEXT YEAR / CURRENT YEAR BUDGET ANALYSIS

P 8  
bgnyrpts

PROJECTION: 20221 2021/2022 BUDGET

FOR PERIOD 99

ACCOUNTS FOR:

GENERAL FUND	2020 ACTUAL	2021 ORIG BUD	2021 REVISED BUD	2021 ACTUAL	2021 PROJECTION	2022 FINAL	PCT CHANGE
TOTAL SMALL QUANTITY GENERAT	-2,300.00	-3,050.00	-3,050.00	-2,600.00	.00	-3,250.00	6.6%
344 SOLID WASTE ADMINISTRATION							
01344534 325203 SA-DELINQT	-5,894.00	-5,000.00	-5,000.00	-4,279.50	.00	-7,000.00	40.0%
01344534 329301 HAUL PERMT	-500.00	.00	.00	.00	.00	.00	.0%
01344534 349800 RFL-PYRDEL	-774.00	-750.00	-750.00	-756.00	.00	-750.00	.0%
TOTAL SOLID WASTE ADMINISTRA	-7,168.00	-5,750.00	-5,750.00	-5,035.50	.00	-7,750.00	34.8%
357 RECYCLING & EDUCATION GRANT							
01357534 365910 SALE-SCRAP	-23,888.18	-21,343.00	-21,343.00	-28,532.58	.00	-25,819.00	21.0%
01357534 399100 CASH FWD	.00	.00	-137,403.00	.00	.00	-70,677.00	-48.6%
TOTAL RECYCLING & EDUCATION	-23,888.18	-21,343.00	-158,746.00	-28,532.58	.00	-96,496.00	-39.2%
361 WN PH I OLD POST-CLOSURE							
01361534 361101 INT-BANK	-210.43	.00	.00	-29.21	.00	.00	.0%
TOTAL WN PH I OLD POST-CLOSU	-210.43	.00	.00	-29.21	.00	.00	.0%
362 WN LANDFILL CLOSURE							
01362534 334340 CSCSW STGRANTGSW	-90,909.00	-93,750.00	-93,750.00	-93,750.00	.00	-93,750.00	.0%
01362534 361101 WNLF1 INT-BANK	-5,556.54	-3,000.00	-3,000.00	-459.01	.00	-1,500.00	-50.0%
01362534 364410 FRP SURP EQUIP	-31,650.00	.00	.00	.00	.00	.00	.0%
TOTAL WN LANDFILL CLOSURE	-128,115.54	-96,750.00	-96,750.00	-94,209.01	.00	-95,250.00	-1.6%
369 CONVENIENCE CENTER							
01369534 364410 SURP EQUIP	.00	.00	.00	-850.00	.00	.00	.0%
TOTAL CONVENIENCE CENTER	.00	.00	.00	-850.00	.00	.00	.0%
371 COOPERATIVE EXTENSION SVC							
01371537 364410 SURP EQUIP	.00	.00	.00	-3,750.00	.00	.00	.0%
01371537 364410 FRP SURP EQUIP	-1,925.00	.00	.00	.00	.00	.00	.0%
01371537 399100 FRP CASH FWD	.00	-24,444.00	-24,444.00	.00	.00	.00	-100.0%
01371537 399100 YEXT CASH FWD	.00	-341,700.00	-341,699.00	.00	.00	-308,663.00	-9.7%
TOTAL COOPERATIVE EXTENSION	-1,925.00	-366,144.00	-366,143.00	-3,750.00	.00	-308,663.00	-15.7%
552 ECONOMIC DEVELOPMENT							
01552552 399100 DOWNE CASH FWD	.00	-14,400.00	-14,400.00	.00	.00	-14,400.00	.0%
01552552 399100 EG001 CASH FWD	.00	-4,720.00	-4,720.00	.00	.00	.00	-100.0%

09/28/2021 08:32  
6235msaw

BOARD OF COMMISSIONERS  
NEXT YEAR / CURRENT YEAR BUDGET ANALYSIS

P 9  
bgnyrpts

PROJECTION: 20221 2021/2022 BUDGET

FOR PERIOD 99

ACCOUNTS FOR:

GENERAL FUND	2020 ACTUAL	2021 ORIG BUD	2021 REVISED BUD	2021 ACTUAL	2021 PROJECTION	2022 FINAL	PCT CHANGE
01552552 399100 LIGNO CASH FWD	.00	-35,139.00	-35,139.00	.00	.00	-23,889.00	-32.0%
TOTAL ECONOMIC DEVELOPMENT	.00	-54,259.00	-54,259.00	.00	.00	-38,289.00	-29.4%
691 HEALTH & WELFARE-INDIGENT							
01691562 399100 CASH FWD	.00	-1,000.00	-1,000.00	.00	.00	-1,000.00	.0%
TOTAL HEALTH & WELFARE-INDIG	.00	-1,000.00	-1,000.00	.00	.00	-1,000.00	.0%
692 NOT FOR PROFIT AGENCIES							
01692552 399100 CASH FWD	.00	-150,000.00	-150,000.00	.00	.00	-150,000.00	.0%
01692564 399100 CASH FWD	.00	-422,150.00	-422,150.00	.00	.00	-422,150.00	.0%
01692565 399100 CASH FWD	.00	-32,400.00	-32,400.00	.00	.00	-32,400.00	.0%
01692569 399100 CASH FWD	.00	-55,000.00	-55,000.00	.00	.00	-55,000.00	.0%
TOTAL NOT FOR PROFIT AGENCIE	.00	-659,550.00	-659,550.00	.00	.00	-659,550.00	.0%
693 MENTAL, ALCOHOL, & DRUG							
01693563 399100 CASH FWD	.00	-32,000.00	-32,000.00	.00	.00	-32,000.00	.0%
01693569 348990 CT RELATED	-210.93	.00	.00	.00	.00	.00	.0%
01693569 399100 CASH FWD	.00	-249,733.00	-249,733.00	.00	.00	-249,733.00	.0%
TOTAL MENTAL, ALCOHOL, & DRU	-210.93	-281,733.00	-281,733.00	.00	.00	-281,733.00	.0%
711 LIBRARIES							
01711571 334710 ST GRANT-A	-33,296.00	-24,937.00	-24,937.00	-24,336.00	.00	-24,937.00	.0%
01711571 352020 DAMAGBOOKS	-1,162.78	-1,200.00	-1,200.00	-830.98	.00	-1,200.00	.0%
01711571 364410 FRP SURP EQUIP	.00	-1,582.00	-1,582.00	.00	.00	.00	-100.0%
01711571 366911 LBDON DON LIBRAR	-784.16	.00	-824.00	-784.16	.00	-1,000.00	21.4%
01711571 386800 SOE T/I-SOE	-1,503.41	-11,500.00	-11,500.00	.00	.00	.00	-100.0%
01711571 399100 CASH FWD	.00	-34,631.00	-34,631.00	.00	.00	-2,032.00	-94.1%
01711571 399100 FRP CASH FWD	.00	.00	.00	.00	.00	-24,388.00	.0%
TOTAL LIBRARIES	-36,746.35	-73,850.00	-74,674.00	-25,951.14	.00	-53,557.00	-28.3%
712 FERNANDINA BEACH BRANCH							
01712571 331702 E-RATE	-1,270.08	-1,617.00	-1,617.00	-4,229.40	.00	-4,010.00	148.0%
01712571 341900 PASS OGG CHGS	-29,960.00	-80,000.00	-80,000.00	-39,202.40	.00	-75,000.00	-6.3%
01712571 341901 PASS PASSPORT-F	-8,695.51	-25,000.00	-25,000.00	-11,643.63	.00	-20,000.00	-20.0%
01712571 347101 VISITOR FE	-800.00	-1,040.00	-1,040.00	-720.00	.00	-1,200.00	15.4%
01712571 347121 PRO EX FEE	.00	-240.00	-240.00	.00	.00	-100.00	-58.3%
01712571 352010 F/F/LIBRAR	-9,715.71	-20,000.00	-20,000.00	-8,903.66	.00	-20,000.00	.0%
01712571 362002 RENT-PS BG	-200.00	-600.00	-600.00	-100.00	.00	-200.00	-66.7%
01712571 366911 LBDON DON LIBRAR	-27,808.70	.00	-28,450.00	-29,402.57	.00	-25,000.00	-12.1%

09/28/2021 08:32  
6235msaw

BOARD OF COMMISSIONERS  
NEXT YEAR / CURRENT YEAR BUDGET ANALYSIS

P 10  
bgnyrpts

PROJECTION: 20221 2021/2022 BUDGET

FOR PERIOD 99

ACCOUNTS FOR:

GENERAL FUND	2020 ACTUAL	2021 ORIG BUD	2021 REVISED BUD	2021 ACTUAL	2021 PROJECTION	2022 FINAL	PCT CHANGE
01712571 369910 REF PY-EXP	-712.48	.00	.00	.00	.00	.00	.0%
01712571 369911 CASH OVER	-5.40	.00	.00	-36.04	.00	.00	.0%
01712571 386800 SOE T/I-SOE	-2,230.06	.00	.00	.00	.00	.00	.0%
01712571 399100 CASH FWD	.00	-13,920.00	-13,920.00	.00	.00	.00	-100.0%
01712571 399100 LBDON CASH FWD	.00	.00	.00	.00	.00	-16,759.00	.0%
<b>TOTAL FERNANDINA BEACH BRANC</b>	<b>-81,397.94</b>	<b>-142,417.00</b>	<b>-170,867.00</b>	<b>-94,237.70</b>	<b>.00</b>	<b>-162,269.00</b>	<b>-5.0%</b>
<b>713 CALLAHAN BRANCH</b>							
01713571 331702 E-RATE	-3,892.98	-4,019.00	-4,019.00	-6,293.07	.00	-4,410.00	9.7%
01713571 347121 PRO EX FEE	.00	-30.00	-30.00	-156.85	.00	-30.00	.0%
01713571 352010 F/F/LIBRAR	-3,297.84	-7,212.00	-7,212.00	-3,230.65	.00	-5,869.00	-18.6%
01713571 362002 RENT-PS BG	.00	-100.00	-100.00	.00	.00	-100.00	.0%
01713571 366911 LBDON DON LIBRAR	.00	.00	.00	-75.00	.00	.00	.0%
01713571 386800 SOE T/I-SOE	-3,358.12	.00	.00	-896.08	.00	.00	.0%
<b>TOTAL CALLAHAN BRANCH</b>	<b>-10,548.94</b>	<b>-11,361.00</b>	<b>-11,361.00</b>	<b>-10,651.65</b>	<b>.00</b>	<b>-10,409.00</b>	<b>-8.4%</b>
<b>714 HILLIARD BRANCH</b>							
01714571 331702 E-RATE	-3,892.98	-4,019.00	-4,019.00	-6,293.07	.00	-4,410.00	9.7%
01714571 347121 PRO EX FEE	-10.00	.00	.00	.00	.00	.00	.0%
01714571 352010 F/F/LIBRAR	-1,526.26	-3,500.00	-3,500.00	-1,085.66	.00	-3,000.00	-14.3%
01714571 362002 RENT-PS BG	.00	-50.00	-50.00	.00	.00	-100.00	100.0%
01714571 366911 LBDON DON LIBRAR	-9,000.00	.00	-11,310.00	-10,531.00	.00	-9,000.00	-20.4%
01714571 386800 SOE T/I-SOE	-1,424.71	.00	.00	.00	.00	.00	.0%
01714571 399100 CASH FWD	.00	-2,284.00	-1,643.00	.00	.00	-1,820.00	10.8%
01714571 399100 LBDON CASH FWD	.00	.00	.00	.00	.00	-2,234.00	.0%
<b>TOTAL HILLIARD BRANCH</b>	<b>-15,853.95</b>	<b>-9,853.00</b>	<b>-20,522.00</b>	<b>-17,909.73</b>	<b>.00</b>	<b>-20,564.00</b>	<b>.2%</b>
<b>715 BRYCEVILLE BRANCH</b>							
01715571 331702 E-RATE	-302.98	-303.00	-303.00	-302.98	.00	-336.00	10.9%
01715571 352010 F/F/LIBRAR	-77.45	-500.00	-500.00	-94.37	.00	-352.00	-29.6%
01715571 366911 LBDON DON LIBRAR	-211.15	.00	.00	-4.20	.00	-300.00	.0%
01715571 386800 SOE T/I-SOE	-150.42	.00	.00	.00	.00	.00	.0%
01715571 399100 LBDON CASH FWD	.00	.00	-158.00	.00	.00	.00	-100.0%
<b>TOTAL BRYCEVILLE BRANCH</b>	<b>-742.00</b>	<b>-803.00</b>	<b>-961.00</b>	<b>-401.55</b>	<b>.00</b>	<b>-988.00</b>	<b>2.8%</b>
<b>716 YULEE BRANCH</b>							
01716571 331702 E-RATE	-3,431.19	-4,019.00	-4,019.00	-6,300.07	.00	-4,410.00	9.7%
01716571 347121 PRO EX FEE	.00	-50.00	-50.00	.00	.00	.00	-100.0%
01716571 352010 F/F/LIBRAR	-729.08	-2,500.00	-2,500.00	-604.32	.00	-2,000.00	-20.0%
01716571 366911 LBDON DON LIBRAR	.00	.00	-211.00	-211.00	.00	-250.00	18.5%

09/28/2021 08:32  
6235msaw

BOARD OF COMMISSIONERS  
NEXT YEAR / CURRENT YEAR BUDGET ANALYSIS

P 11  
bgnyrpts

PROJECTION: 20221 2021/2022 BUDGET

FOR PERIOD 99

ACCOUNTS FOR:

GENERAL FUND	2020 ACTUAL	2021 ORIG BUD	2021 REVISED BUD	2021 ACTUAL	2021 PROJECTION	2022 FINAL	PCT CHANGE
01716571 386800 SOE T/I-SOE	-2,407.76	.00	.00	.00	.00	.00	.0%
01716571 399100 CASH FWD	.00	.00	-535.00	.00	.00	.00	-100.0%
TOTAL YULEE BRANCH	-6,568.03	-6,569.00	-7,315.00	-7,115.39	.00	-6,660.00	-9.0%
999 RESERVES							
01999599 381680 ST71 TI-CAP PRJ	.00	-725,000.00	-725,000.00	-725,000.00	.00	.00	-100.0%
01999599 399100 CASH FWD	.00	-12,863,418.00	-19,298,717.00	.00	.00	-5,075,777.00	-73.7%
01999599 399100 EMRGD CASH FWD	.00	-7,490,532.00	-7,825,880.00	.00	.00	-8,855,880.00	13.2%
01999599 399100 MINFB CASH FWD	.00	.00	.00	.00	.00	-11,553,404.00	.0%
01999599 399100 WNLF1 CASH FWD	.00	-21,780.00	-21,780.00	.00	.00	-21,780.00	.0%
01999599 399100 WNLF2 CASH FWD	.00	-633,350.00	-633,350.00	.00	.00	-633,350.00	.0%
TOTAL RESERVES	.00	-21,734,080.00	-28,504,727.00	-725,000.00	.00	-26,140,191.00	-8.3%
TOTAL GENERAL FUND	-92,687,442.16	-112,825,496.00	-135,749,617.00	-98,680,552.86	.00	-132,889,651.00	-2.1%



09/28/2021 08:32  
6235msaw

BOARD OF COMMISSIONERS  
NEXT YEAR / CURRENT YEAR BUDGET ANALYSIS

P 12  
bgnyrpts

PROJECTION: 20221 2021/2022 BUDGET

FOR PERIOD 99

ACCOUNTS FOR:

COUNTY TRANSPORTATION FUND	2020 ACTUAL	2021 ORIG BUD	2021 REVISED BUD	2021 ACTUAL	2021 PROJECTION	2022 FINAL	PCT CHANGE
000							
03000000 311100 AD VALOREM	-5,312,064.77	-5,729,943.00	-5,729,943.00	-5,779,991.44	.00	-6,222,405.00	8.6%
03000000 311200 DELINQ AD	-3,378.28	-5,000.00	-5,000.00	-1,705.52	.00	-2,500.00	-50.0%
03000000 312300 9TH CENT F	-417,178.00	-360,087.00	-360,087.00	-410,325.65	.00	-415,089.00	15.3%
03000000 312410 LOC OP 1-6	-1,053,435.84	-837,954.00	-837,954.00	-1,059,856.12	.00	-1,055,753.00	26.0%
03000000 312411 LO OP 7-11	-1,290,997.83	-1,106,169.00	-1,106,169.00	-1,299,578.20	.00	-1,296,773.00	17.2%
03000000 335160 SALES & US	-198,250.00	-198,250.00	-198,250.00	-198,250.00	.00	-198,250.00	.0%
03000000 335491 FUEL TX 80	-962,022.14	-908,520.00	-908,520.00	-827,044.52	.00	-1,020,706.00	12.3%
03000000 335492 FUEL TX 20	-240,505.55	-227,130.00	-227,130.00	-206,761.13	.00	-255,177.00	12.3%
03000000 335493 CNTY G-TAX	-525,632.50	-500,258.00	-500,258.00	-466,052.53	.00	-562,620.00	12.5%
03000000 335496 FUEL USE T	-1,289.73	-200.00	-200.00	-1,707.86	.00	-1,500.00	650.0%
03000000 336000 PYMT-LIEU	.00	-200.00	-200.00	-218.03	.00	.00	-100.0%
03000000 361101 INT-BANK	-3,100.61	-75,000.00	-75,000.00	-813.05	.00	-35,000.00	-53.3%
03000000 361101 FFSB1 INT-BANK	.00	.00	.00	-9,084.84	.00	.00	.0%
03000000 361101 TDBNK INT-BANK	-19,073.66	.00	.00	-5,462.85	.00	.00	.0%
03000000 361101 TIAAM INT-BANK	-35,890.78	.00	.00	-45.38	.00	.00	.0%
03000000 361161 BBVA1 CD INTERES	.00	.00	.00	-2,069.03	.00	.00	.0%
03000000 361161 EVRB5 CD INTERES	-19,576.53	.00	.00	.00	.00	.00	.0%
03000000 361161 FFSB2 CD INTERES	-2,014.85	.00	.00	-12,866.33	.00	.00	.0%
03000000 361161 FFSB4 CD INTERES	-3.95	.00	.00	-451.17	.00	.00	.0%
03000000 361161 TIAA INT-BANK	-49,825.25	.00	.00	-13,083.72	.00	.00	.0%
03000000 361161 TIAA1 INT-BANK	-34,579.40	.00	.00	.00	.00	.00	.0%
03000000 361171 IN-TAX-COL	-1,017.72	.00	.00	.00	.00	.00	.0%
03000000 369300 SETTLEMENT	-60,000.00	.00	.00	.00	.00	.00	.0%
03000000 369900 MISC REV	-100.44	.00	.00	-132.15	.00	.00	.0%
03000000 369906 FUEL REFUN	-17,332.65	-8,000.00	-8,000.00	-14,585.11	.00	-10,000.00	25.0%
03000000 369908 INS PROCEE	-283.07	.00	.00	-5,705.98	.00	.00	.0%
03000000 369910 REF PY-EXP	-19,475.96	.00	.00	-1,374.72	.00	.00	.0%
03000000 386701 TAXCO RES EQ-TC	-20,434.43	-7,000.00	-7,000.00	.00	.00	-15,000.00	114.3%
TOTAL	-10,287,463.94	-9,963,711.00	-9,963,711.00	-10,317,165.33	.00	-11,090,773.00	11.3%
005 GRANTS							
03005541 331492 BCFLT FHWA	.00	.00	-1,035.00	.00	.00	-1,035.00	.0%
03005541 331492 BP8TH FHWA	.00	-14,180.00	-15,000.00	.00	.00	-14,338.00	-4.4%
03005541 331492 BPBRD FHWA	.00	-14,180.00	-14,958.00	.00	.00	-14,296.00	-4.4%
03005541 331492 BPFLT FHWA	.00	-13,769.00	-14,958.00	.00	.00	-13,904.00	-7.0%
03005541 331492 BPVDR FHWA	.00	-14,180.00	-14,958.00	.00	.00	-13,929.00	-6.9%
03005541 331492 CITSW FHWA	-166.28	-6,680.00	-7,334.00	-931.69	.00	-6,403.00	-12.7%
03005541 331492 LAPSI FHWA	-1,476.67	-78,240.00	-83,414.00	-1,849.13	.00	-3,957.00	-95.3%
03005541 331492 LP108 FHWA	-533.23	.00	.00	.00	.00	.00	.0%
03005541 331492 MID17 FHWA	.00	-6,711.00	-9,527.00	.00	.00	-8,638.00	-9.3%



09/28/2021 08:32  
6235msaw

BOARD OF COMMISSIONERS  
NEXT YEAR / CURRENT YEAR BUDGET ANALYSIS

P 14  
bgnyrpts

PROJECTION: 20221 2021/2022 BUDGET

FOR PERIOD 99

ACCOUNTS FOR:

COUNTY TRANSPORTATION FUND	2020 ACTUAL	2021 ORIG BUD	2021 REVISED BUD	2021 ACTUAL	2021 PROJECTION	2022 FINAL	PCT CHANGE
03405541 399100 BRDGI CASH FWD	.00	-40,000.00	-184,559.00	.00	.00	-184,559.00	.0%
03405541 399100 BRDGR CASH FWD	.00	-450,000.00	-1,125,958.00	.00	.00	-319,460.00	-71.6%
TOTAL BRIDGE MAINTENANCE	-750,000.00	-490,000.00	-1,310,517.00	.00	.00	-504,019.00	-61.5%
406 TRAFFIC DEPARTMENT							
03406541 381010 ONECT TI-GENERAL	.00	-46,000.00	-46,000.00	-46,000.00	.00	.00	-100.0%
TOTAL TRAFFIC DEPARTMENT	.00	-46,000.00	-46,000.00	-46,000.00	.00	.00	-100.0%
420 ENGINEERING SERVICES							
03420541 329011 ENG APPL A	-7,697.00	-7,163.00	-7,163.00	-12,282.00	.00	-7,163.00	.0%
03420541 329105 ESP/DFEES	-770.00	.00	.00	-914.00	.00	.00	.0%
03420541 329113 GOLF CART	-90.00	-75.00	-75.00	-405.00	.00	-75.00	.0%
03420541 329115 OS LD/HS M	.00	-181.00	-181.00	.00	.00	-181.00	.0%
03420541 344923 ROW ABAN	-368.00	-368.00	-368.00	-368.00	.00	-368.00	.0%
03420541 349004 COPY&PUBLI	.00	-33.00	-33.00	.00	.00	-33.00	.0%
03420541 349011 BLDG PRM R	-15,048.00	-11,952.00	-11,952.00	-25,572.00	.00	-20,000.00	67.3%
03420541 369003 FDOT-TRAFF	-92,596.00	-101,203.00	-101,203.00	-101,203.00	.00	-101,203.00	.0%
03420541 381010 DECSN TI-GENERAL	.00	.00	-40,540.00	.00	.00	.00	-100.0%
03420541 399100 CASH FWD	.00	-25,000.00	-33,540.00	.00	.00	.00	-100.0%
03420541 399100 BUCKT CASH FWD	.00	.00	-109,210.00	.00	.00	.00	-100.0%
03420541 399100 MMAPS CASH FWD	.00	.00	-20,795.00	.00	.00	.00	-100.0%
03420541 399100 MNRTL CASH FWD	.00	.00	-15,428.00	.00	.00	.00	-100.0%
TOTAL ENGINEERING SERVICES	-116,569.00	-145,975.00	-340,488.00	-140,744.00	.00	-129,023.00	-62.1%
491 CTY TRANS MAINTENANCE							
03491549 369909 W/C INS PR	-651.98	.00	.00	.00	.00	.00	.0%
TOTAL CTY TRANS MAINTENANCE	-651.98	.00	.00	.00	.00	.00	.0%
999 RESERVES							
03999599 381010 DECSN TI-GENERAL	.00	-42,940.00	-2,400.00	.00	.00	.00	-100.0%
03999599 399100 CASH FWD	.00	-3,665,255.00	-5,798,879.00	.00	.00	.00	-100.0%
03999599 399100 MINFB CASH FWD	.00	.00	.00	.00	.00	-1,576,360.00	.0%
TOTAL RESERVES	.00	-3,708,195.00	-5,801,279.00	.00	.00	-1,576,360.00	-72.8%
TOTAL COUNTY TRANSPORTATION	-12,367,653.98	-15,495,986.00	-19,457,301.00	-11,414,408.68	.00	-20,194,302.00	3.8%

09/28/2021 08:32  
6235msaw

BOARD OF COMMISSIONERS  
NEXT YEAR / CURRENT YEAR BUDGET ANALYSIS

P 15  
bgnyrpts

PROJECTION: 20221 2021/2022 BUDGET

FOR PERIOD 99

ACCOUNTS FOR:

MUNICIPAL SERVICE FUND	2020 ACTUAL	2021 ORIG BUD	2021 REVISED BUD	2021 ACTUAL	2021 PROJECTION	2022 FINAL	PCT CHANGE
000							
04000000 311100 AD VALOREM	-14,729,043.46	-15,904,681.00	-15,904,681.00	-16,004,334.50	.00	-16,956,955.00	6.6%
04000000 311200 DELINQ AD	-12,809.46	-15,000.00	-15,000.00	-1,963.53	.00	-10,000.00	-33.3%
04000000 315000 COM S TAX	-634,948.20	-575,276.00	-575,276.00	-520,426.95	.00	-592,083.00	2.9%
04000000 335120 ST REVENUE	-753,514.31	-650,192.00	-650,192.00	-835,907.78	.00	-815,320.00	25.4%
04000000 335140 MOBILE HOM	-24,786.81	-21,000.00	-21,000.00	-23,883.95	.00	-20,000.00	-4.8%
04000000 336000 PYMT-LIEU	.00	-700.00	-700.00	-853.11	.00	-700.00	.0%
04000000 351150 LEO FEE	-16.00	-20.00	-20.00	-28.00	.00	-10.00	-50.0%
04000000 361101 INT-BANK	-8,426.19	-83,452.00	-83,452.00	-1,596.34	.00	-40,000.00	-52.1%
04000000 361101 FFSB1 INT-BANK	.00	.00	.00	-35,061.33	.00	.00	.0%
04000000 361101 TDBNK INT-BANK	-10,803.70	.00	.00	-5,536.62	.00	.00	.0%
04000000 361101 TIAAM INT-BANK	-58,214.98	.00	.00	-76.84	.00	.00	.0%
04000000 361161 BBVA1 CD INTERES	.00	.00	.00	-16.31	.00	.00	.0%
04000000 361161 EVRB5 CD INTERES	-50,689.33	.00	.00	.00	.00	.00	.0%
04000000 361161 FFSB2 CD INTERES	-303.20	.00	.00	-1,620.34	.00	.00	.0%
04000000 361161 FFSB4 CD INTERES	-19.73	.00	.00	-2,568.23	.00	.00	.0%
04000000 361161 TIAA INT-BANK	-392.25	.00	.00	-103.01	.00	.00	.0%
04000000 361161 TIAA1 INT-BANK	-42,661.62	.00	.00	.00	.00	.00	.0%
04000000 361171 IN-TAX-COL	-2,741.26	.00	.00	.00	.00	.00	.0%
04000000 364410 SURP EQUIP	-5,125.00	.00	.00	.00	.00	.00	.0%
04000000 369910 REF PY-EXP	-26,053.18	.00	.00	-5,770.74	.00	.00	.0%
04000000 381010 TI-GENERAL	.00	-257,660.00	-257,660.00	-257,660.00	.00	-235,730.00	-8.5%
04000000 386701 TAXCO RES EQ-TC	-79,954.65	-20,000.00	-20,000.00	.00	.00	-25,000.00	25.0%
TOTAL	-16,440,503.33	-17,527,981.00	-17,527,981.00	-17,697,407.58	.00	-18,695,798.00	6.7%
005 GRANTS							
04005515 331000 AACR FED GRANTS	.00	.00	-28,180.00	.00	.00	-23,950.00	-15.0%
04005515 334000 NCHRS ST GRANTS	-49,820.04	.00	.00	.00	.00	.00	.0%
04005515 334390 RGP2 ST-OTHER P	-40,000.00	.00	.00	.00	.00	.00	.0%
04005522 331200 SAF20 FED-PUB SF	.00	.00	-380,243.00	.00	.00	-380,243.00	.0%
04005522 331200 SAF21 FED-PUB SF	.00	.00	.00	.00	.00	-376,205.00	.0%
TOTAL GRANTS	-89,820.04	.00	-408,423.00	.00	.00	-780,398.00	91.1%
222 FIRE INSPECTOR							
04222522 329105 SP/DFEES	-14,115.00	-14,200.00	-14,200.00	-19,542.50	.00	-14,200.00	.0%
04222522 342201 FALSE ALAR	-2,100.00	-3,000.00	-3,000.00	.00	.00	-3,000.00	.0%
04222522 342205 FW PERMIT	-220.00	-400.00	-400.00	-100.00	.00	-400.00	.0%
04222522 342206 FIRE RATE	.00	-300.00	-300.00	-375.00	.00	-300.00	.0%
04222522 342511 FIRE INSP	-55,278.05	-82,507.00	-82,507.00	-47,013.95	.00	-82,507.00	.0%
04222522 342515 FL SAFE FE	-19,351.53	-12,750.00	-12,750.00	-31,907.39	.00	-12,750.00	.0%

09/28/2021 08:32  
6235msaw

BOARD OF COMMISSIONERS  
NEXT YEAR / CURRENT YEAR BUDGET ANALYSIS

P 16  
bgnyrpts

PROJECTION: 20221 2021/2022 BUDGET

FOR PERIOD 99

ACCOUNTS FOR:

MUNICIPAL SERVICE FUND	2020 ACTUAL	2021 ORIG BUD	2021 REVISED BUD	2021 ACTUAL	2021 PROJECTION	2022 FINAL	PCT CHANGE
TOTAL FIRE INSPECTOR	-91,064.58	-113,157.00	-113,157.00	-98,938.84	.00	-113,157.00	.0%
223 FIRE DEPT-NCBCC							
04223522 349000 OTHER SVC	-1,580.00	-4,000.00	-4,000.00	.00	.00	-4,000.00	.0%
04223522 351001 REST-BOCC	-338.89	.00	.00	.00	.00	.00	.0%
04223522 364410 FRP SURP EQUIP	-5,050.00	.00	.00	.00	.00	.00	.0%
04223522 366910 FDDON DONATIONS	.00	.00	-5,000.00	-6,000.00	.00	.00	-100.0%
04223522 369908 INS PROCEE	.00	.00	-5,000.00	-5,000.00	.00	.00	-100.0%
04223522 369909 W/C INS PR	-10,681.00	.00	.00	-18,808.26	.00	.00	.0%
04223522 381010 ALERT TI-GENERAL	-161,865.00	.00	.00	.00	.00	.00	.0%
04223522 381010 BPEXT TI-GENERAL	-110,823.00	.00	.00	.00	.00	.00	.0%
04223522 381010 BRUSH TI-GENERAL	-156,030.00	.00	.00	.00	.00	.00	.0%
04223522 381010 DECSN TI-GENERAL	.00	.00	-42,332.00	.00	.00	.00	-100.0%
04223522 381010 DIESL TI-GENERAL	-95,000.00	.00	.00	.00	.00	.00	.0%
04223522 381010 FRP TI-GENERAL	-769,995.00	-606,300.00	-606,300.00	-606,300.00	.00	.00	-100.0%
04223522 381010 ONECT TI-GENERAL	.00	-113,436.00	-113,436.00	-113,436.00	.00	.00	-100.0%
04223522 381010 TANKR TI-GENERAL	-375,144.00	.00	.00	.00	.00	.00	.0%
04223522 381010 VSBLD TI-GENERAL	-38,786.00	.00	.00	.00	.00	.00	.0%
04223522 399100 CASH FWD	.00	.00	-49,186.00	.00	.00	-944,123.00	1819.5%
04223522 399100 ALERT CASH FWD	.00	-34,192.00	-34,192.00	.00	.00	-34,192.00	.0%
04223522 399100 BRUSH CASH FWD	.00	-150,117.00	-150,117.00	.00	.00	.00	-100.0%
04223522 399100 FDDON CASH FWD	.00	.00	.00	.00	.00	-5,000.00	.0%
04223522 399100 FRP CASH FWD	.00	-1,855,635.00	-1,855,635.00	.00	.00	-1,260,659.00	-32.1%
04223522 399100 TANKR CASH FWD	.00	-373,102.00	-373,102.00	.00	.00	.00	-100.0%
04223522 399100 VSBLD CASH FWD	.00	.00	-38,786.00	.00	.00	-38,786.00	.0%
TOTAL FIRE DEPT-NCBCC	-1,725,292.89	-3,136,782.00	-3,277,086.00	-749,544.26	.00	-2,286,760.00	-30.2%
243 CODE ENFORCEMENT							
04243524 342522 ADM FEE-CE	-2,802.56	-3,000.00	-3,000.00	-3,415.67	.00	-3,000.00	.0%
04243524 349004 COPY&PUBLI	-58.35	.00	.00	-57.75	.00	.00	.0%
04243524 354000 VIOL-LOCAL	-729.61	-2,000.00	-2,000.00	-7,050.00	.00	-2,000.00	.0%
04243524 381010 DECSN TI-GENERAL	.00	.00	-30,104.00	.00	.00	.00	-100.0%
04243524 381010 ONECT TI-GENERAL	.00	-30,000.00	-30,000.00	-30,000.00	.00	.00	-100.0%
TOTAL CODE ENFORCEMENT	-3,590.52	-35,000.00	-65,104.00	-40,523.42	.00	-5,000.00	-92.3%
247 PLANNING/ECONOMIC OPPORTUNITY							
04247515 329102 FEE-ZONING	-81,307.00	-46,500.00	-46,500.00	-119,060.00	.00	-61,587.00	32.4%
04247515 329105 SP/DFEES	-64,390.00	-43,000.00	-53,000.00	-84,285.50	.00	-55,638.00	5.0%
04247515 329111 AG ST PRMT	-200.00	-150.00	-150.00	-300.00	.00	-200.00	33.3%
04247515 329117 MIS SC PRMTS	-490.00	-500.00	-500.00	-1,520.00	.00	-662.00	32.4%
04247515 329119 ENCAP	-6,272.00	-1,395.00	-1,395.00	-1,395.00	.00	-4,185.00	200.0%

09/28/2021 08:32  
6235msaw

BOARD OF COMMISSIONERS  
NEXT YEAR / CURRENT YEAR BUDGET ANALYSIS

P 17  
bgnyrpts

PROJECTION: 20221 2021/2022 BUDGET

FOR PERIOD 99

ACCOUNTS FOR:

MUNICIPAL SERVICE FUND	2020 ACTUAL	2021 ORIG BUD	2021 REVISED BUD	2021 ACTUAL	2021 PROJECTION	2022 FINAL	PCT CHANGE
04247515 341913 APPEAL/COD	.00	-1,309.00	-1,309.00	.00	.00	-1,309.00	.0%
04247515 344908 PLAT CH177	-21,600.00	-18,000.00	-18,000.00	-30,720.00	.00	-30,000.00	66.7%
04247515 344925 PLAT DEV R	-29,094.00	-28,000.00	-28,000.00	-40,618.00	.00	-35,075.00	25.3%
04247515 349004 COPY&PUBLI	-264.69	-500.00	-500.00	-18.22	.00	-100.00	-80.0%
04247515 364410 FRP SURP EQUIP	.00	.00	.00	-5.00	.00	.00	.0%
04247515 367011 LICEN-SOB	-275.00	-275.00	-275.00	-300.00	.00	-300.00	9.1%
04247515 369903 POSTAGE FE	-833.00	-2,000.00	-2,000.00	-1,613.24	.00	-2,000.00	.0%
04247515 381010 ONECT TI-GENERAL	.00	-182,700.00	-182,700.00	-182,700.00	.00	.00	-100.0%
04247515 3816E0 DSAP1 TI-ENCPA	.00	-10,000.00	.00	.00	.00	.00	.0%
04247515 3816IM T/I CP IMP	.00	-2,173.00	-2,173.00	.00	.00	.00	-100.0%
04247515 3816MB T/I NCMOB	.00	-575.00	-575.00	.00	.00	.00	-100.0%
04247515 399100 CASH FWD	.00	-49,327.00	-133,566.00	.00	.00	-103,213.00	-22.7%
<b>TOTAL PLANNING/ECONOMIC OPPO</b>	<b>-204,725.69</b>	<b>-386,404.00</b>	<b>-470,643.00</b>	<b>-462,534.96</b>	<b>.00</b>	<b>-294,269.00</b>	<b>-37.5%</b>
<b>335 DEVELOPMENT SERVICES</b>							
04335515 329105 SP/DFEES	-41,247.00	-24,662.00	-24,662.00	-55,034.00	.00	-37,000.00	50.0%
04335515 329107 PERM-DRVWY	-210,559.00	-136,342.00	-136,342.00	-357,922.00	.00	-200,600.00	47.1%
04335515 329108 PERMT-UTIL	-16,039.00	-18,238.00	-18,238.00	-13,642.00	.00	-18,238.00	.0%
04335515 329110 DRIVEWAY R	-2,808.00	-2,496.00	-2,496.00	-4,336.00	.00	-832.00	-66.7%
04335515 329114 PERMIT-SW	-35,032.00	-24,040.00	-24,040.00	-45,936.00	.00	-34,000.00	41.4%
04335515 329119 ENCAP	-1,656.00	-828.00	-828.00	-488.00	.00	-828.00	.0%
04335515 344911 CEI-SUB IN	-169,165.00	-102,618.00	-102,618.00	-228,458.00	.00	-102,618.00	.0%
04335515 344916 CEI NON-SB	-95,528.00	-71,646.00	-71,646.00	-119,514.00	.00	-71,646.00	.0%
04335515 344917 DRC ROW W	-6,021.00	-6,021.00	-6,021.00	-12,042.00	.00	-6,021.00	.0%
04335515 344922 P-MISC	-4,740.00	-4,740.00	-4,740.00	-4,740.00	.00	-3,300.00	-30.4%
04335515 344925 PLAT DEV R	-18,590.00	-11,075.00	-11,075.00	-23,191.00	.00	-19,763.00	78.4%
04335515 349000 OTHER SVC	.00	.00	.00	-1,436.12	.00	.00	.0%
<b>TOTAL DEVELOPMENT SERVICES</b>	<b>-601,385.00</b>	<b>-402,706.00</b>	<b>-402,706.00</b>	<b>-866,739.12</b>	<b>.00</b>	<b>-494,846.00</b>	<b>22.9%</b>
<b>621 ANIMAL CONTROL</b>							
04621562 322014 PERMITS-AC	-100.00	.00	.00	-100.00	.00	.00	.0%
04621562 329620 HORSE TP	-310.00	-500.00	-500.00	-280.00	.00	-500.00	.0%
04621562 337612 INTERL-CAL	-4,300.00	-13,545.00	-13,545.00	-8,600.00	.00	-14,223.00	5.0%
04621562 346410 FEES/RECL	-4,121.00	-8,000.00	-8,000.00	-18,015.28	.00	-8,000.00	.0%
04621562 346412 MICRO CHIP	-3,763.00	-3,000.00	-3,000.00	-3,861.00	.00	-3,000.00	.0%
04621562 346420 STERIL/ADP	-15,235.50	-12,500.00	-12,500.00	-36,137.00	.00	-12,500.00	.0%
04621562 346430 SVC RENDER	-7,025.00	-5,500.00	-5,500.00	-7,534.00	.00	-5,000.00	-9.1%
04621562 346440 RBIES/REPL	-13,132.00	-6,500.00	-6,500.00	-6,005.00	.00	-6,500.00	.0%
04621562 348933 ACOT AC SURCHAR	-245.00	.00	.00	-290.00	.00	.00	.0%
04621562 354001 FINES-AC	.00	.00	.00	-20.00	.00	.00	.0%
04621562 364410 FRP SURP EQUIP	-4,711.48	.00	.00	.00	.00	.00	.0%
04621562 366910 DONATIONS	-26,856.30	.00	-47,559.00	-50,737.49	.00	.00	-100.0%

09/28/2021 08:32  
6235msaw

BOARD OF COMMISSIONERS  
NEXT YEAR / CURRENT YEAR BUDGET ANALYSIS

P 18  
bgnyrpts

PROJECTION: 20221 2021/2022 BUDGET

FOR PERIOD 99

ACCOUNTS FOR:

MUNICIPAL SERVICE FUND	2020 ACTUAL	2021 ORIG BUD	2021 REVISED BUD	2021 ACTUAL	2021 PROJECTION	2022 FINAL	PCT CHANGE
04621562 366910 ACDON DONATIONS	.00	.00	.00	.00	.00	-30,000.00	.0%
04621562 369900 MISC REV	-1,810.00	.00	.00	-2,215.00	.00	.00	.0%
04621562 381010 AIRKN TI-GENERAL	-347,100.00	.00	.00	.00	.00	.00	.0%
04621562 381010 DECSN TI-GENERAL	.00	.00	-73,991.00	.00	.00	.00	-100.0%
04621562 381010 FRP TI-GENERAL	-30,389.00	.00	.00	.00	.00	.00	.0%
04621562 399100 CASH FWD	.00	.00	-31,729.00	.00	.00	-68,907.00	117.2%
04621562 399100 AIRKN CASH FWD	.00	-750,100.00	-750,100.00	.00	.00	.00	-100.0%
04621562 399100 CATEX CASH FWD	.00	-237,000.00	-55,882.00	.00	.00	.00	-100.0%
TOTAL ANIMAL CONTROL	-459,098.28	-1,036,645.00	-1,008,806.00	-133,794.77	.00	-148,630.00	-85.3%
730 DEVELOPER AGREEMENT-TRANSP							
04730541 399100 CASH FWD	.00	-5,000.00	-5,000.00	.00	.00	-5,000.00	.0%
TOTAL DEVELOPER AGREEMENT-TR	.00	-5,000.00	-5,000.00	.00	.00	-5,000.00	.0%
999 RESERVES							
04999599 381010 DECSN TI-GENERAL	.00	-149,207.00	-2,780.00	.00	.00	.00	-100.0%
04999599 399100 CASH FWD	.00	-2,727,563.00	-4,817,323.00	.00	.00	-836,104.00	-82.6%
04999599 399100 MINFB CASH FWD	.00	.00	.00	.00	.00	-2,424,761.00	.0%
TOTAL RESERVES	.00	-2,876,770.00	-4,820,103.00	.00	.00	-3,260,865.00	-32.3%
TOTAL MUNICIPAL SERVICE FUND	-19,615,480.33	-25,520,445.00	-28,099,009.00	-20,049,482.95	.00	-26,084,723.00	-7.2%

09/28/2021 08:32  
6235msaw

BOARD OF COMMISSIONERS  
NEXT YEAR / CURRENT YEAR BUDGET ANALYSIS

P 19  
bgnyrpts

PROJECTION: 20221 2021/2022 BUDGET

FOR PERIOD 99

ACCOUNTS FOR:

LAW ENFORCEMENT TRAINING	2020 ACTUAL	2021 ORIG BUD	2021 REVISED BUD	2021 ACTUAL	2021 PROJECTION	2022 FINAL	PCT CHANGE
000							
10000000 348932 DOMVL DOM VIOL	-8,887.13	-9,000.00	-9,000.00	-8,362.00	.00	-8,000.00	-11.1%
10000000 351310 LETRAIN-CI	-306.20	-300.00	-300.00	-236.91	.00	-250.00	-16.7%
10000000 351330 LETRAIN-CN	-12,110.77	-13,000.00	-13,000.00	-9,840.71	.00	-11,000.00	-15.4%
10000000 361101 INT-BANK	-713.85	-10,000.00	-10,000.00	-97.73	.00	-300.00	-97.0%
10000000 361101 DOMVL INT-B DOMV	-744.21	-300.00	-300.00	-98.37	.00	-300.00	.0%
10000000 399100 CASH FWD	.00	-105,059.00	-89,690.00	.00	.00	-101,190.00	12.8%
10000000 399100 DOMVL CASH FWD	.00	-79,091.00	-90,722.00	.00	.00	-85,137.00	-6.2%
TOTAL	-22,762.16	-216,750.00	-213,012.00	-18,635.72	.00	-206,177.00	-3.2%
TOTAL LAW ENFORCEMENT TRAINI	-22,762.16	-216,750.00	-213,012.00	-18,635.72	.00	-206,177.00	-3.2%



09/28/2021 08:32  
6235msaw

BOARD OF COMMISSIONERS  
NEXT YEAR / CURRENT YEAR BUDGET ANALYSIS

P 20  
bgnyrpts

PROJECTION: 20221 2021/2022 BUDGET

FOR PERIOD 99

ACCOUNTS FOR:

SHERIFF DONATION FUND	2020 ACTUAL	2021 ORIG BUD	2021 REVISED BUD	2021 ACTUAL	2021 PROJECTION	2022 FINAL	PCT CHANGE
215 DARE DONATIONS							
12215521 361101 INT-BANK	-27.40	-10.00	-10.00	-3.35	.00	-10.00	.0%
12215521 399100 CASH FWD	.00	-3,109.00	-3,106.00	.00	.00	-3,116.00	.3%
TOTAL DARE DONATIONS	-27.40	-3,119.00	-3,116.00	-3.35	.00	-3,126.00	.3%
TOTAL SHERIFF DONATION FUND	-27.40	-3,119.00	-3,116.00	-3.35	.00	-3,126.00	.3%

09/28/2021 08:32  
6235msaw

BOARD OF COMMISSIONERS  
NEXT YEAR / CURRENT YEAR BUDGET ANALYSIS

P 21  
bgnyrpts

PROJECTION: 20221 2021/2022 BUDGET

FOR PERIOD 99

ACCOUNTS FOR:

LAW ENFORCEMENT TRUST FUND		2020 ACTUAL	2021 ORIG BUD	2021 REVISED BUD	2021 ACTUAL	2021 PROJECTION	2022 FINAL	PCT CHANGE
000								
13000000	358200 ASSETS SEI	-9,620.50	-8,000.00	-8,000.00	-187,022.50	.00	-10,000.00	25.0%
13000000	361101 INT-BANK	-186.93	-150.00	-150.00	-14.26	.00	-75.00	-50.0%
13000000	369900 MISC REV	-616.66	.00	.00	-333.33	.00	.00	.0%
13000000	399100 CASH FWD	.00	-101,736.00	-117,819.00	.00	.00	-275,338.00	133.7%
TOTAL		-10,424.09	-109,886.00	-125,969.00	-187,370.09	.00	-285,413.00	126.6%
030 EQUITABLE SHARING PROGRAM								
13030521	331000 JUST FED GRANTS	.00	.00	.00	-70,528.97	.00	-10,000.00	.0%
13030521	361101 JUST INT-BANK	-6.48	.00	.00	-109.64	.00	-200.00	.0%
13030521	361101 TREAS INT-BANK	-26.43	.00	.00	-447.40	.00	-1,000.00	.0%
13030521	399100 JUST CASH FWD	.00	.00	-101,898.00	.00	.00	-127,732.00	25.4%
13030521	399100 TREAS CASH FWD	.00	.00	-415,798.00	.00	.00	-199,870.00	-51.9%
13030582	386400 JUST EQ SH-JUST	-101,891.40	.00	.00	.00	.00	.00	.0%
13030582	386400 TREAS EQ SH-TRES	-415,771.46	.00	.00	.00	.00	.00	.0%
TOTAL EQUITABLE SHARING PROG		-517,695.77	.00	-517,696.00	-71,086.01	.00	-338,802.00	-34.6%
TOTAL LAW ENFORCEMENT TRUST		-528,119.86	-109,886.00	-643,665.00	-258,456.10	.00	-624,215.00	-3.0%

09/28/2021 08:32  
6235msaw

BOARD OF COMMISSIONERS  
NEXT YEAR / CURRENT YEAR BUDGET ANALYSIS

P 22  
bgnrypts

PROJECTION: 20221 2021/2022 BUDGET

FOR PERIOD 99

ACCOUNTS FOR:

NC ANTI-DRUG ENFORCEMENT GRANT	2020 ACTUAL	2021 ORIG BUD	2021 REVISED BUD	2021 ACTUAL	2021 PROJECTION	2022 FINAL	PCT CHANGE
000							
15000000 361101 INT-BANK	-13.45	-21.00	-21.00	-1.65	.00	.00	-100.0%
15000000 399100 CASH FWD	.00	.00	-1,534.00	.00	.00	-1,534.00	.0%
TOTAL	-13.45	-21.00	-1,555.00	-1.65	.00	-1,534.00	-1.4%
001 BOARD OF CO COMMISSIONERS							
15001521 361101 DOME INT-BANK	-127.40	-137.00	-137.00	-15.40	.00	.00	-100.0%
15001521 399100 DOME CASH FWD	.00	-14,185.00	-14,313.00	.00	.00	-14,313.00	.0%
TOTAL BOARD OF CO COMMISSION	-127.40	-14,322.00	-14,450.00	-15.40	.00	-14,313.00	-.9%
037 SHERIFF GRANTS							
15037521 331211 3B032 JAG	.00	.00	-39,917.00	.00	.00	.00	-100.0%
15037521 331211 5R060 JAG	.00	.00	-44,988.00	-44,790.94	.00	.00	-100.0%
15037521 331211 R005 JAG	.00	.00	-9,353.00	.00	.00	.00	-100.0%
15037521 331211 Y5042 JAG	-46,311.54	.00	.00	-884.96	.00	.00	.0%
15037521 331211 Y6023 JAG	-6,979.42	.00	.00	-1,400.96	.00	.00	.0%
15037521 331216 13SCP SCAAP GRAN	.00	-1,940.00	-1,957.00	.00	.00	-1,979.00	1.1%
15037521 331216 14SCP SCAAP GRAN	.00	-4,297.00	-4,336.00	.00	.00	-4,378.00	1.0%
15037521 331216 15SCP SCAAP GRAN	.00	-4,456.00	-4,496.00	.00	.00	-4,539.00	1.0%
15037521 331216 16SCP SCAAP GRAN	.00	-5,739.00	-5,790.00	.00	.00	-5,845.00	.9%
15037521 331216 17SCP SCAAP GRAN	.00	-3,167.00	-3,195.00	.00	.00	-3,226.00	1.0%
15037521 331216 18SCP SCAAP GRAN	.00	-1,169.00	-1,179.00	.00	.00	-1,194.00	1.3%
15037521 331216 20SCP SCAAP GRAN	-1,820.00	.00	-1,822.00	.00	.00	-1,822.00	.0%
15037521 361101 13SCP INT-BANK	-17.25	-22.00	-22.00	-2.10	.00	-17.00	-22.7%
15037521 361101 14SCP INT-BANK	-38.24	-42.00	-42.00	-4.66	.00	-28.00	-33.3%
15037521 361101 15SCP INT-BANK	-39.66	-43.00	-43.00	-4.85	.00	-28.00	-34.9%
15037521 361101 16SCP INT-BANK	-51.07	-55.00	-55.00	-6.24	.00	-38.00	-30.9%
15037521 361101 17SCP INT-BANK	-28.19	-31.00	-31.00	-3.43	.00	-26.00	-16.1%
15037521 361101 18SCP INT-BANK	-10.40	-15.00	-15.00	-1.27	.00	-15.00	.0%
15037521 361101 20SCP INT-BANK	-1.78	.00	.00	-1.96	.00	-15.00	.0%
TOTAL SHERIFF GRANTS	-55,297.55	-20,976.00	-117,241.00	-47,101.37	.00	-23,150.00	-80.3%
214 DEET-MISC PROGRAM INCOME							
15214521 351000 JUDGE&FINE	.00	-500.00	-500.00	-228.60	.00	-150.00	-70.0%
15214521 358200 ASSETS SEI	-3,330.00	.00	-11,426.00	-13,595.70	.00	-6,568.00	-42.5%
15214521 361101 INT-BANK	-41.97	.00	.00	-4.03	.00	-129.00	.0%
15214521 399100 CASH FWD	.00	.00	-3,674.00	.00	.00	-3,674.00	.0%
TOTAL DEET-MISC PROGRAM INCO	-3,371.97	-500.00	-15,600.00	-13,828.33	.00	-10,521.00	-32.6%
TOTAL NC ANTI-DRUG ENFORCEME	-58,810.37	-35,819.00	-148,846.00	-60,946.75	.00	-49,518.00	-66.7%

09/28/2021 08:32  
6235msaw

BOARD OF COMMISSIONERS  
NEXT YEAR / CURRENT YEAR BUDGET ANALYSIS

P 23  
bgnyrpts

PROJECTION: 20221 2021/2022 BUDGET

FOR PERIOD 99

ACCOUNTS FOR:

COURT FACILITY FEES FUND	2020 ACTUAL	2021 ORIG BUD	2021 REVISED BUD	2021 ACTUAL	2021 PROJECTION	2022 FINAL	PCT CHANGE
000							
18000000 348930 TRAF/COURT	-100,734.59	-100,000.00	-100,000.00	-143,976.21	.00	-100,000.00	.0%
18000000 361101 INT-BANK	-1,634.55	-2,000.00	-2,000.00	-76.89	.00	-1,500.00	-25.0%
18000000 361101 TDBNK INT-BANK	-1,762.58	.00	.00	-436.20	.00	.00	.0%
18000000 361101 TIAAM INT-BANK	-1,839.34	.00	.00	.00	.00	.00	.0%
18000000 361161 FFSB2 CD INTERES	-30.20	.00	.00	-664.26	.00	.00	.0%
18000000 399100 CASH FWD	.00	-481,219.00	-555,947.00	.00	.00	-365,757.00	-34.2%
TOTAL	-106,001.26	-583,219.00	-657,947.00	-145,153.56	.00	-467,257.00	-29.0%
160 COURT SYSTEM							
18160712 399100 CTRM3 CASH FWD	.00	.00	.00	.00	.00	-200,000.00	.0%
TOTAL COURT SYSTEM	.00	.00	.00	.00	.00	-200,000.00	.0%
TOTAL COURT FACILITY FEES FU	-106,001.26	-583,219.00	-657,947.00	-145,153.56	.00	-667,257.00	1.4%

09/28/2021 08:32  
6235msaw

BOARD OF COMMISSIONERS  
NEXT YEAR / CURRENT YEAR BUDGET ANALYSIS

P 24  
bgnyrpts

PROJECTION: 20221 2021/2022 BUDGET

FOR PERIOD 99

ACCOUNTS FOR:

LAW LIBRARY TRUST FUND	2020 ACTUAL	2021 ORIG BUD	2021 REVISED BUD	2021 ACTUAL	2021 PROJECTION	2022 FINAL	PCT CHANGE
000							
19000000 361101 INT-BANK	-479.93	-600.00	-600.00	-118.30	.00	-200.00	-66.7%
19000000 361101 TDBNK INT-BANK	-358.16	.00	.00	.00	.00	.00	.0%
19000000 399100 CASH FWD	.00	-116,557.00	-108,881.00	.00	.00	-111,972.00	2.8%
TOTAL	-838.09	-117,157.00	-109,481.00	-118.30	.00	-112,172.00	2.5%
171 COURT RELATED							
19171714 348923 939.185	-17,880.12	-25,000.00	-25,000.00	-20,030.93	.00	-18,000.00	-28.0%
TOTAL COURT RELATED	-17,880.12	-25,000.00	-25,000.00	-20,030.93	.00	-18,000.00	-28.0%
TOTAL LAW LIBRARY TRUST FUND	-18,718.21	-142,157.00	-134,481.00	-20,149.23	.00	-130,172.00	-3.2%

09/28/2021 08:32  
6235msaw

BOARD OF COMMISSIONERS  
NEXT YEAR / CURRENT YEAR BUDGET ANALYSIS

P 25  
bgnyrpts

PROJECTION: 20221 2021/2022 BUDGET

FOR PERIOD 99

ACCOUNTS FOR:

CRIMINAL JUSTICE TRUST	2020 ACTUAL	2021 ORIG BUD	2021 REVISED BUD	2021 ACTUAL	2021 PROJECTION	2022 FINAL	PCT CHANGE
000							
20000000 348921	939.185	-30,123.84	-25,000.00	-25,000.00	-20,030.93	.00	-18,000.00 -28.0%
20000000 361101	INT-BANK	-482.24	-700.00	-700.00	-124.64	.00	-200.00 -71.4%
20000000 361101 TDBNK	INT-BANK	-328.87	.00	.00	.00	.00	.00 .0%
20000000 399100	CASH FWD	.00	-102,895.00	-119,303.00	.00	.00	-109,738.00 -8.0%
TOTAL		-30,934.95	-128,595.00	-145,003.00	-20,155.57	.00	-127,938.00 -11.8%
171 COURT RELATED							
20171719 348921	JUV CR	-24,001.94	-25,000.00	-25,000.00	-20,030.87	.00	-18,000.00 -28.0%
TOTAL COURT RELATED		-24,001.94	-25,000.00	-25,000.00	-20,030.87	.00	-18,000.00 -28.0%
TOTAL CRIMINAL JUSTICE TRUST		-54,936.89	-153,595.00	-170,003.00	-40,186.44	.00	-145,938.00 -14.2%

09/28/2021 08:32  
6235msaw

BOARD OF COMMISSIONERS  
NEXT YEAR / CURRENT YEAR BUDGET ANALYSIS

P 26  
bgnyrpts

PROJECTION: 20221 2021/2022 BUDGET

FOR PERIOD 99

ACCOUNTS FOR:

SPECIAL DRUG AND ALCOHOL REHAB		2020 ACTUAL	2021 ORIG BUD	2021 REVISED BUD	2021 ACTUAL	2021 PROJECTION	2022 FINAL	PCT CHANGE
000								
22000000	348990 SP ALCOHOL	-3,995.31	-4,000.00	-4,000.00	-3,085.21	.00	-4,000.00	.0%
22000000	361101 INT-BANK	-2.41	.00	.00	-.15	.00	.00	.0%
22000000	361101 TDBNK INT-BANK	-2.28	.00	.00	.00	.00	.00	.0%
TOTAL		-4,000.00	-4,000.00	-4,000.00	-3,085.36	.00	-4,000.00	.0%
TOTAL SPECIAL DRUG AND ALCOH		-4,000.00	-4,000.00	-4,000.00	-3,085.36	.00	-4,000.00	.0%

09/28/2021 08:32  
6235msaw

BOARD OF COMMISSIONERS  
NEXT YEAR / CURRENT YEAR BUDGET ANALYSIS

P 27  
bgnyrpts

PROJECTION: 20221 2021/2022 BUDGET

FOR PERIOD 99

ACCOUNTS FOR:

LEGAL AID TRUST FUND	2020 ACTUAL	2021 ORIG BUD	2021 REVISED BUD	2021 ACTUAL	2021 PROJECTION	2022 FINAL	PCT CHANGE
000							
23000000 361101 TDBNK INT-BANK	-20.65	.00	.00	.00	.00	.00	.0%
23000000 381010 TI-GENERAL	-59,632.37	-59,910.00	-59,910.00	-59,910.00	.00	-66,910.00	11.7%
TOTAL	-59,653.02	-59,910.00	-59,910.00	-59,910.00	.00	-66,910.00	11.7%
171 COURT RELATED							
23171564 348922 939.185	-24,001.98	-25,000.00	-25,000.00	-20,030.93	.00	-18,000.00	-28.0%
TOTAL COURT RELATED	-24,001.98	-25,000.00	-25,000.00	-20,030.93	.00	-18,000.00	-28.0%
TOTAL LEGAL AID TRUST FUND	-83,655.00	-84,910.00	-84,910.00	-79,940.93	.00	-84,910.00	.0%



09/28/2021 08:32  
6235msaw

BOARD OF COMMISSIONERS  
NEXT YEAR / CURRENT YEAR BUDGET ANALYSIS

P 28  
bgnyrpts

PROJECTION: 20221 2021/2022 BUDGET

FOR PERIOD 99

ACCOUNTS FOR:

DRIVER ED SAFETY TRUST FUND	2020 ACTUAL	2021 ORIG BUD	2021 REVISED BUD	2021 ACTUAL	2021 PROJECTION	2022 FINAL	PCT CHANGE
000							
24000000 359303 CIV-TRAFFC	-32,056.21	-27,000.00	-27,000.00	-25,361.47	.00	-28,000.00	3.7%
24000000 361101 INT-BANK	-133.61	-75.00	-75.00	-21.68	.00	-50.00	-33.3%
24000000 361101 TDBNK INT-BANK	-32.71	.00	.00	.00	.00	.00	.0%
24000000 399100 CASH FWD	.00	-30,155.00	-32,223.00	.00	.00	-27,050.00	-16.1%
TOTAL	-32,222.53	-57,230.00	-59,298.00	-25,383.15	.00	-55,100.00	-7.1%
TOTAL DRIVER ED SAFETY TRUST	-32,222.53	-57,230.00	-59,298.00	-25,383.15	.00	-55,100.00	-7.1%

09/28/2021 08:32  
6235msaw

BOARD OF COMMISSIONERS  
NEXT YEAR / CURRENT YEAR BUDGET ANALYSIS

P 29  
bgnyrpts

PROJECTION: 20221 2021/2022 BUDGET

FOR PERIOD 99

ACCOUNTS FOR:

911 OPER & MAINT FUND	2020 ACTUAL	2021 ORIG BUD	2021 REVISED BUD	2021 ACTUAL	2021 PROJECTION	2022 FINAL	PCT CHANGE
000							
26000000 361101 TDBNK INT-BANK	-882.45	.00	.00	.00	.00	.00	.0%
26000000 361161 EVRB5 CD INTERES	-5,396.35	.00	.00	.00	.00	.00	.0%
26000000 361161 FFSB4 CD INTERES	-4.79	.00	.00	-633.33	.00	.00	.0%
26000000 399100 CASH FWD	.00	-333,442.00	-421,062.00	.00	.00	-470,737.00	11.8%
TOTAL	-6,283.59	-333,442.00	-421,062.00	-633.33	.00	-470,737.00	11.8%
252 PUBLIC SAFETY-COMMUNICATION SY							
26252525 342412 911-FEES	-447,289.53	-375,000.00	-388,103.00	-403,749.25	.00	-390,000.00	.5%
26252525 361101 INT-BANK	-1,221.06	-1,500.00	-1,500.00	-226.19	.00	-1,200.00	-20.0%
26252525 386401 SHERF RES EQ-SHR	-47,288.03	.00	.00	.00	.00	.00	.0%
26252525 399100 CV911 CASH FWD	.00	-12,000.00	-12,000.00	.00	.00	.00	-100.0%
TOTAL PUBLIC SAFETY-COMMUNIC	-495,798.62	-388,500.00	-401,603.00	-403,975.44	.00	-391,200.00	-2.6%
TOTAL 911 OPER & MAINT FUND	-502,082.21	-721,942.00	-822,665.00	-404,608.77	.00	-861,937.00	4.8%

09/28/2021 08:32  
6235msaw

BOARD OF COMMISSIONERS  
NEXT YEAR / CURRENT YEAR BUDGET ANALYSIS

P 30  
bgnyrpts

PROJECTION: 20221 2021/2022 BUDGET

FOR PERIOD 99

ACCOUNTS FOR:

EMS COUNTY AWARD-HRS FUND	2020 ACTUAL	2021 ORIG BUD	2021 REVISED BUD	2021 ACTUAL	2021 PROJECTION	2022 FINAL	PCT CHANGE
261 RESCUE							
27261525 334202 45C20 EMS GRANT	-8,183.00	.00	.00	.00	.00	.00	.0%
27261525 334202 45C90 EMS GRANT	.00	.00	-8,750.00	-8,750.00	.00	.00	-100.0%
27261525 361101 45C20 INT-BANK	-34.00	.00	.00	.00	.00	.00	.0%
TOTAL RESCUE	-8,217.00	.00	-8,750.00	-8,750.00	.00	.00	-100.0%
TOTAL EMS COUNTY AWARD-HRS F	-8,217.00	.00	-8,750.00	-8,750.00	.00	.00	-100.0%

09/28/2021 08:32  
6235msaw

BOARD OF COMMISSIONERS  
NEXT YEAR / CURRENT YEAR BUDGET ANALYSIS

P 31  
bgnyrpts

PROJECTION: 20221 2021/2022 BUDGET

FOR PERIOD 99

ACCOUNTS FOR:

GRANTS	2020 ACTUAL	2021 ORIG BUD	2021 REVISED BUD	2021 ACTUAL	2021 PROJECTION	2022 FINAL	PCT CHANGE
000							
35000000 331620 ARP21 FG-PUB AST	.00	.00	-8,607,184.00	-8,607,183.50	.00	-8,607,184.00	.0%
TOTAL	.00	.00	-8,607,184.00	-8,607,183.50	.00	-8,607,184.00	.0%
136 AMERICAN RECOVERY PLAN ACT							
35136519 361101 ARP21 INT-FFSB1	.00	.00	.00	-4,888.03	.00	.00	.0%
TOTAL AMERICAN RECOVERY PLAN	.00	.00	.00	-4,888.03	.00	.00	.0%
TOTAL GRANTS	.00	.00	-8,607,184.00	-8,612,071.53	.00	-8,607,184.00	.0%

09/28/2021 08:32  
6235msaw

BOARD OF COMMISSIONERS  
NEXT YEAR / CURRENT YEAR BUDGET ANALYSIS

P 32  
bgnyrpts

PROJECTION: 20221 2021/2022 BUDGET

FOR PERIOD 99

ACCOUNTS FOR:

AI BEACH RENOURISHMENT MSTU	2020 ACTUAL	2021 ORIG BUD	2021 REVISED BUD	2021 ACTUAL	2021 PROJECTION	2022 FINAL	PCT CHANGE
000							
36000000 386701 TAXCO RES EQ-TC	-1,692.86	.00	.00	.00	.00	.00	.0%
TOTAL	-1,692.86	.00	.00	.00	.00	.00	.0%
399 BEACH EROSION CONTROL PROGRAM							
36399539 311100 AD VALOREM	-406,676.88	-410,591.00	-410,591.00	-414,532.32	.00	-437,263.00	6.5%
36399539 311200 DEL AD VAL	169.89	-200.00	-200.00	-288.86	.00	-400.00	100.0%
36399539 361101 INT-BANK	-383.92	-6,000.00	-6,000.00	-165.93	.00	-4,000.00	-33.3%
36399539 361101 FFSB1 INT-BANK	.00	.00	.00	-1,514.13	.00	.00	.0%
36399539 361101 TDBNK INT-BANK	-8,894.81	.00	.00	-2,028.86	.00	.00	.0%
36399539 361101 TIAAM INT-BANK	-4,183.88	.00	.00	.00	.00	.00	.0%
36399539 361171 INT-TX COL	-79.48	.00	.00	.00	.00	.00	.0%
36399539 399100 CASH FWD	.00	-1,193,029.00	-1,197,118.00	.00	.00	-1,602,018.00	33.8%
TOTAL BEACH EROSION CONTROL	-420,049.08	-1,609,820.00	-1,613,909.00	-418,530.10	.00	-2,043,681.00	26.6%
TOTAL AI BEACH RENOURISHMENT	-421,741.94	-1,609,820.00	-1,613,909.00	-418,530.10	.00	-2,043,681.00	26.6%

09/28/2021 08:32  
6235msaw

BOARD OF COMMISSIONERS  
NEXT YEAR / CURRENT YEAR BUDGET ANALYSIS

P 33  
bgnyrpts

PROJECTION: 20221 2021/2022 BUDGET

FOR PERIOD 99

ACCOUNTS FOR:

AI TOURIST DEVELOPMENT FUND	2020 ACTUAL	2021 ORIG BUD	2021 REVISED BUD	2021 ACTUAL	2021 PROJECTION	2022 FINAL	PCT CHANGE
000							
37000000 312130 TOURIST TX	-5,799,313.46	-4,750,000.00	-6,800,000.00	-7,767,371.02	.00	-7,000,000.00	2.9%
37000000 361101 INT-BANK	-1,387.45	.00	.00	-486.23	.00	.00	.0%
37000000 361101 FFSB1 INT-BANK	.00	.00	.00	-908.48	.00	.00	.0%
37000000 361101 TDBNK INT-BANK	-34,108.49	.00	.00	-3,246.15	.00	.00	.0%
37000000 361101 TIAAM INT-BANK	-13,772.79	.00	.00	-56.39	.00	.00	.0%
37000000 361161 BBVA1 CD INTERES	.00	.00	.00	-2,062.63	.00	.00	.0%
37000000 361161 EVRB5 CD INTERES	-27,962.35	.00	.00	.00	.00	.00	.0%
37000000 361161 FFSB2 CD INTERES	-2,507.21	.00	.00	-13,345.55	.00	.00	.0%
37000000 361161 FFSB4 CD INTERES	-19.73	.00	.00	-2,405.30	.00	.00	.0%
37000000 361161 TIAA INT-BANK	-49,671.75	.00	.00	-13,043.40	.00	.00	.0%
37000000 399952 CS-FWD MAR	.00	-1,725,000.00	-5,130,616.00	.00	.00	-1,500,000.00	-70.8%
37000000 399953 CS FWD-TRD	.00	-500,000.00	-1,539,413.00	.00	.00	-500,000.00	-67.5%
37000000 399954 CS FWD-BCH	.00	-1,000,000.00	-2,904,463.00	.00	.00	-1,250,000.00	-57.0%
TOTAL	-5,928,743.23	-7,975,000.00	-16,374,492.00	-7,802,925.15	.00	-10,250,000.00	-37.4%
523 TDC MARKETING							
37523552 369910 REF PY-EXP	-879.00	.00	.00	.00	.00	.00	.0%
TOTAL TDC MARKETING	-879.00	.00	.00	.00	.00	.00	.0%
525 TDC BEACH IMPROVMENTS							
37525539 369910 BRSP REF PY-EXP	-399,884.05	.00	.00	.00	.00	.00	.0%
TOTAL TDC BEACH IMPROVMENTS	-399,884.05	.00	.00	.00	.00	.00	.0%
TOTAL AI TOURIST DEVELOPMENT	-6,329,506.28	-7,975,000.00	-16,374,492.00	-7,802,925.15	.00	-10,250,000.00	-37.4%

09/28/2021 08:32  
6235msaw

BOARD OF COMMISSIONERS  
NEXT YEAR / CURRENT YEAR BUDGET ANALYSIS

P 34  
bgnyrpts

PROJECTION: 20221 2021/2022 BUDGET

FOR PERIOD 99

ACCOUNTS FOR:

SAISSA PROJECT 2021	2020 ACTUAL	2021 ORIG BUD	2021 REVISED BUD	2021 ACTUAL	2021 PROJECTION	2022 FINAL	PCT CHANGE
391 SAISSA PROJECTS							
38391539 384010 S2021 NOTE PROCE	.00	.00	-16,600,000.00	-1,694,524.00	.00	.00	-100.0%
38391539 399100 S2021 CASH FWD	.00	.00	.00	.00	.00	-11,200,000.00	.0%
TOTAL SAISSA PROJECTS	.00	.00	-16,600,000.00	-1,694,524.00	.00	-11,200,000.00	-32.5%
TOTAL SAISSA PROJECT 2021	.00	.00	-16,600,000.00	-1,694,524.00	.00	-11,200,000.00	-32.5%

09/28/2021 08:32  
6235msaw

BOARD OF COMMISSIONERS  
NEXT YEAR / CURRENT YEAR BUDGET ANALYSIS

P 35  
bgnyrpts

PROJECTION: 20221 2021/2022 BUDGET

FOR PERIOD 99

ACCOUNTS FOR:

NC	IMPACT	FEE	ORD	FUND	2020 ACTUAL	2021 ORIG BUD	2021 REVISED BUD	2021 ACTUAL	2021 PROJECTION	2022 FINAL	PCT CHANGE
001	BOARD OF CO COMMISSIONERS										
41197519	361101			INT-BANK	-44.19	-7,470.00	-7,470.00	-.75	.00	-4,000.00	-46.5%
41197519	361161	FFSB5		CD INTERES	.00	.00	.00	-995.51	.00	.00	.0%
41197519	361161	TIAA2		CD INTERES	-23,257.23	.00	.00	-2,021.63	.00	.00	.0%
41197519	399100			CASH FWD	.00	-1,157,398.00	-1,165,393.00	.00	.00	-1,168,893.00	.3%
	TOTAL BOARD OF CO COMMISSION				-23,301.42	-1,164,868.00	-1,172,863.00	-3,017.89	.00	-1,172,893.00	.0%
152	PLANNING DISTRICT 502										
41152521	361101			INT-BANK	-1.67	-500.00	-500.00	-2.08	.00	-300.00	-40.0%
41152521	361161	FFSB5		CD INTERES	.00	.00	.00	-73.43	.00	.00	.0%
41152521	361161	TIAA2		CD INTERES	-1,734.85	.00	.00	-148.82	.00	.00	.0%
41152521	399100			CASH FWD	.00	-86,038.00	-85,732.00	.00	.00	-85,982.00	.3%
41152522	361161	TIAA2		CD INTERES	-18.46	.00	.00	.00	.00	.00	.0%
41152522	399100			CASH FWD	.00	-10.00	.00	.00	.00	.00	.0%
41152541	361101			INT-BANK	.00	-5,000.00	-5,000.00	.00	.00	-3,000.00	-40.0%
41152541	361161	FFSB5		CD INTERES	.00	.00	.00	-725.97	.00	.00	.0%
41152541	361161	TIAA2		CD INTERES	-16,964.52	.00	.00	-1,471.82	.00	.00	.0%
41152541	399100			CASH FWD	.00	-840,976.00	-847,940.00	.00	.00	-850,540.00	.3%
41152572	361101			INT-BANK	.00	-750.00	-750.00	.00	.00	-500.00	-33.3%
41152572	361161	FFSB5		CD INTERES	.00	.00	.00	-107.31	.00	.00	.0%
41152572	361161	TIAA2		CD INTERES	-2,833.77	.00	.00	-244.79	.00	.00	.0%
41152572	399100			CASH FWD	.00	-138,442.00	-141,027.00	.00	.00	-123,977.00	-12.1%
	TOTAL PLANNING DISTRICT 502				-21,553.27	-1,071,716.00	-1,080,949.00	-2,774.22	.00	-1,064,299.00	-1.5%
153	PLANNING DISTRICT 503										
41153521	361101			INT-BANK	.00	-5,000.00	-5,000.00	.00	.00	-3,000.00	-40.0%
41153521	361161	FFSB5		CD INTERES	.00	.00	.00	-655.35	.00	.00	.0%
41153521	361161	TIAA2		CD INTERES	-15,333.72	.00	.00	-1,328.61	.00	.00	.0%
41153521	399100			CASH FWD	.00	-761,153.00	-765,444.00	.00	.00	-767,944.00	.3%
41153522	361101			INT-BANK	.00	-500.00	-500.00	.00	.00	-400.00	-20.0%
41153522	361161	FFSB5		CD INTERES	.00	.00	.00	-63.47	.00	.00	.0%
41153522	361161	TIAA2		CD INTERES	-1,504.34	.00	.00	-128.66	.00	.00	.0%
41153522	399100			CASH FWD	.00	-74,741.00	-74,125.00	.00	.00	-74,375.00	.3%
41153572	361101			INT-BANK	.00	-250.00	-250.00	.00	.00	-600.00	140.0%
41153572	361161	FFSB5		CD INTERES	.00	.00	.00	-122.32	.00	.00	.0%
41153572	361161	TIAA2		CD INTERES	-3,840.31	.00	.00	-246.74	.00	.00	.0%
41153572	399100			CASH FWD	.00	-144,851.00	-146,425.00	.00	.00	-146,825.00	.3%
	TOTAL PLANNING DISTRICT 503				-20,678.37	-986,495.00	-991,744.00	-2,545.15	.00	-993,144.00	.1%
154	PLANNING DISTRICT 504										
41154521	361101			INT-BANK	.00	-250.00	-250.00	.00	.00	-200.00	-20.0%



09/28/2021 08:32  
6235msaw

BOARD OF COMMISSIONERS  
NEXT YEAR / CURRENT YEAR BUDGET ANALYSIS

P 36  
bgnyrpts

PROJECTION: 20221 2021/2022 BUDGET

FOR PERIOD 99

ACCOUNTS FOR:

NC	IMPACT	FEE	ORD	FUND	2020 ACTUAL	2021 ORIG BUD	2021 REVISED BUD	2021 ACTUAL	2021 PROJECTION	2022 FINAL	PCT CHANGE
41154521	361161	FFSB5	CD	INTERES	.00	.00	.00	-26.69	.00	.00	.0%
41154521	361161	TIAA2	CD	INTERES	-655.56	.00	.00	-54.14	.00	.00	.0%
41154521	399100		CASH	FWD	.00	-32,714.00	-31,200.00	.00	.00	-31,300.00	.3%
41154522	361161	TIAA2	CD	INTERES	-1.85	.00	.00	.00	.00	.00	.0%
41154522	399100		CASH	FWD	.00	-2.00	.00	.00	.00	.00	.0%
41154541	361101		INT-BANK		.00	-5,000.00	-5,000.00	.00	.00	-6,000.00	20.0%
41154541	361161	FFSB5	CD	INTERES	.00	.00	.00	-1,133.56	.00	.00	.0%
41154541	361161	TIAA2	CD	INTERES	-21,215.05	.00	.00	-2,428.83	.00	.00	.0%
41154541	399100		CASH	FWD	.00	-521,696.00	-532,911.00	.00	.00	-536,911.00	.8%
41154572	361101		INT-BANK		.00	-430.00	-430.00	.00	.00	-150.00	-65.1%
41154572	361161	FFSB5	CD	INTERES	.00	.00	.00	-21.12	.00	.00	.0%
41154572	361161	TIAA2	CD	INTERES	-504.15	.00	.00	-42.68	.00	.00	.0%
41154572	399100		CASH	FWD	.00	-23,736.00	-24,588.00	.00	.00	-24,668.00	.3%
TOTAL PLANNING DISTRICT 504					-22,376.61	-583,828.00	-594,379.00	-3,707.02	.00	-599,229.00	.8%
155	PLANNING DISTRICT 505										
41155521	361101		INT-BANK		.00	-500.00	-500.00	.00	.00	-300.00	-40.0%
41155521	361161	FFSB5	CD	INTERES	.00	.00	.00	-62.47	.00	.00	.0%
41155521	361161	TIAA2	CD	INTERES	-1,479.43	.00	.00	-126.65	.00	.00	.0%
41155521	399100		CASH	FWD	.00	-73,526.00	-72,963.00	.00	.00	-73,163.00	.3%
41155522	361101		INT-BANK		-3.41	.00	.00	-8.94	.00	-30.00	.0%
41155522	361161	FFSB5	CD	INTERES	.00	.00	.00	-.81	.00	.00	.0%
41155522	361161	TIAA2	CD	INTERES	-38.51	.00	.00	-1.65	.00	.00	.0%
41155522	399100		CASH	FWD	.00	-942.00	-954.00	.00	.00	-974.00	2.1%
41155541	399100		CASH	FWD	.00	-290,899.00	-290,899.00	.00	.00	-290,899.00	.0%
41155572	361101		INT-BANK		-.01	-500.00	-500.00	.00	.00	-300.00	-40.0%
41155572	361161	FFSB5	CD	INTERES	.00	.00	.00	-49.33	.00	.00	.0%
41155572	361161	TIAA2	CD	INTERES	-1,164.94	.00	.00	-100.03	.00	.00	.0%
41155572	399100		CASH	FWD	.00	-56,205.00	-57,622.00	.00	.00	-57,802.00	.3%
TOTAL PLANNING DISTRICT 505					-2,686.30	-422,572.00	-423,438.00	-349.88	.00	-423,468.00	.0%
157	REGIONAL PARK										
41157572	361101		INT-BANK		-.25	.00	.00	.00	.00	.00	.0%
41157572	361161	TIAA2	CD	INTERES	-6,830.70	.00	.00	.00	.00	.00	.0%
41157572	399100		CASH	FWD	.00	.00	-1,558.00	.00	.00	-1,558.00	.0%
41157572	399100	WSRP	CASH	FWD	.00	-576,035.00	-576,035.00	.00	.00	.00	-100.0%
TOTAL REGIONAL PARK					-6,830.95	-576,035.00	-577,593.00	.00	.00	-1,558.00	-99.7%
TOTAL NC IMPACT FEE ORD FUND					-97,426.92	-4,805,514.00	-4,840,966.00	-12,394.16	.00	-4,254,591.00	-12.1%

09/28/2021 08:32  
6235msaw

BOARD OF COMMISSIONERS  
NEXT YEAR / CURRENT YEAR BUDGET ANALYSIS

P 37  
bgnyrpts

PROJECTION: 20221 2021/2022 BUDGET

FOR PERIOD 99

ACCOUNTS FOR:

LOCAL AFFORD HOUSING FND(SHIP)	2020 ACTUAL	2021 ORIG BUD	2021 REVISED BUD	2021 ACTUAL	2021 PROJECTION	2022 FINAL	PCT CHANGE
549 IN HOUSE PROGRAM							
42549554 335510 19/20 SHIP PROG	-338,691.69	-257,993.00	.00	.00	.00	.00	.0%
42549554 335510 21/22 SHIP PROG	.00	.00	.00	-605,166.00	.00	.00	.0%
42549554 361101 19/20 INT-BANK	-4,502.45	-4,233.00	.00	.00	.00	.00	.0%
42549554 361101 20/21 INT-BANK	.00	.00	.00	-607.95	.00	.00	.0%
42549554 369930 19/20 PRIN PMTS	-92,625.00	-48,375.00	.00	.00	.00	.00	.0%
42549554 369930 20/21 PRIN PMTS	-23,250.00	.00	.00	-28,750.00	.00	.00	.0%
42549554 369930 21/22 PRIN PMTS	.00	.00	.00	-41,045.00	.00	.00	.0%
42549554 399100 18/19 CASH FWD	.00	-129,891.00	-125,986.00	.00	.00	-43,543.00	-65.4%
42549554 399100 19/20 CASH FWD	.00	.00	-403,345.00	.00	.00	-342,090.00	-15.2%
42549554 399100 20/21 CASH FWD	.00	.00	-23,675.00	.00	.00	-52,425.00	121.4%
42549554 399100 21/22 CASH FWD	.00	.00	.00	.00	.00	-646,211.00	.0%
TOTAL IN HOUSE PROGRAM	-459,069.14	-440,492.00	-553,006.00	-675,568.95	.00	-1,084,269.00	96.1%
TOTAL LOCAL AFFORD HOUSING F	-459,069.14	-440,492.00	-553,006.00	-675,568.95	.00	-1,084,269.00	96.1%

09/28/2021 08:32  
6235msaw

BOARD OF COMMISSIONERS  
NEXT YEAR / CURRENT YEAR BUDGET ANALYSIS

P 38  
bgnyrpts

PROJECTION: 20221 2021/2022 BUDGET

FOR PERIOD 99

ACCOUNTS FOR:

SAIS STABILIZATION MSBU	2020 ACTUAL	2021 ORIG BUD	2021 REVISED BUD	2021 ACTUAL	2021 PROJECTION	2022 FINAL	PCT CHANGE
000							
43000000 325200 MAINT-SA	-365,127.79	-299,619.00	-299,619.00	-303,371.20	.00	-483,867.00	61.5%
43000000 325203 SA-DELINQT	.00	.00	.00	-3,366.86	.00	.00	.0%
43000000 361101 INT-BANK	-258.00	-10,000.00	-10,000.00	-211.23	.00	-2,000.00	-80.0%
43000000 361101 TDBNK INT-BANK	-8,435.20	.00	.00	-1,217.32	.00	.00	.0%
43000000 361101 TIAAM INT-BANK	-3,566.20	.00	.00	.00	.00	.00	.0%
43000000 361171 INT-TX COL	-66.54	.00	.00	.00	.00	.00	.0%
43000000 399100 CASH FWD	.00	-563,738.00	-646,282.00	.00	.00	-673,601.00	4.2%
TOTAL	-377,453.73	-873,357.00	-955,901.00	-308,166.61	.00	-1,159,468.00	21.3%
TOTAL SAIS STABILIZATION MSB	-377,453.73	-873,357.00	-955,901.00	-308,166.61	.00	-1,159,468.00	21.3%

09/28/2021 08:32  
6235msaw

BOARD OF COMMISSIONERS  
NEXT YEAR / CURRENT YEAR BUDGET ANALYSIS

P 39  
bgnyrpts

PROJECTION: 20221 2021/2022 BUDGET

FOR PERIOD 99

ACCOUNTS FOR:

BUILDING DEPARTMENT FUND	2020 ACTUAL	2021 ORIG BUD	2021 REVISED BUD	2021 ACTUAL	2021 PROJECTION	2022 FINAL	PCT CHANGE
000							
45000000 322010 PERMITS -	-1,126,521.84	-1,075,850.00	-1,075,850.00	-1,766,650.35	.00	-1,183,435.00	10.0%
45000000 322011 PERMITS-ME	-105,486.75	-104,400.00	-104,400.00	-149,477.00	.00	-114,840.00	10.0%
45000000 322012 PERMITS-PL	-193,095.28	-174,300.00	-174,300.00	-316,488.00	.00	-191,730.00	10.0%
45000000 322013 PERMITS-EL	-227,830.00	-189,800.00	-189,800.00	-313,047.00	.00	-208,780.00	10.0%
45000000 329105 SITE PLAN	-83,444.00	-77,200.00	-77,200.00	-131,790.00	.00	-84,920.00	10.0%
45000000 329109 BC PLAN RV	-409,489.10	-416,620.00	-416,620.00	-721,295.52	.00	-458,282.00	10.0%
45000000 341850 DCA SUR CR	-3,174.20	-2,100.00	-2,100.00	-3,803.29	.00	-2,310.00	10.0%
45000000 341860 DBPR SUR C	-3,551.75	-2,100.00	-2,100.00	-4,768.70	.00	-2,310.00	10.0%
45000000 349004 COPY&PUBLI	-1,463.14	-2,000.00	-2,000.00	-316.45	.00	-2,200.00	10.0%
45000000 361101 INT-BANK	-1,093.82	-64,000.00	-65,188.00	-166.23	.00	-64,000.00	-1.8%
45000000 361101 TDBNK INT-BANK	-3,031.85	.00	.00	.00	.00	.00	.0%
45000000 361101 TIAAM INT-BANK	.00	.00	.00	-42.23	.00	.00	.0%
45000000 361161 BBVA1 CD INTERES	.00	.00	.00	-4,471.94	.00	.00	.0%
45000000 361161 EVRB5 CD INTERES	-23,779.23	.00	.00	.00	.00	.00	.0%
45000000 361161 FFSB4 CD INTERES	-23.19	.00	.00	-2,488.98	.00	.00	.0%
45000000 361161 TIAA INT-BANK	-107,691.63	.00	.00	-28,278.95	.00	.00	.0%
45000000 369900 MISCELLANE	-2,289.64	.00	.00	-276.03	.00	.00	.0%
45000000 369910 REF PY-EXP	-3,542.25	.00	.00	.00	.00	.00	.0%
45000000 3816E0 DSAP1 TI-ENCPA	.00	-1,500.00	-312.00	.00	.00	.00	-100.0%
45000000 3816IM T/I CP IMP	.00	-18,450.00	-18,450.00	.00	.00	.00	-100.0%
45000000 3816MB T/I NCMOB	.00	-6,879.00	-6,879.00	.00	.00	.00	-100.0%
45000000 399100 CASH FWD	.00	-5,799,093.00	-6,021,073.00	.00	.00	-6,217,949.00	3.3%
TOTAL	-2,295,507.67	-7,934,292.00	-8,156,272.00	-3,443,360.67	.00	-8,530,756.00	4.6%
245 BUILDING INSPECTIONS							
45245524 342521 REINSPECT	-7,895.00	-15,000.00	-15,000.00	-10,027.50	.00	-7,500.00	-50.0%
TOTAL BUILDING INSPECTIONS	-7,895.00	-15,000.00	-15,000.00	-10,027.50	.00	-7,500.00	-50.0%
246 BUILDING DEPARTMENT							
45246515 329119 ENCAP	-152.00	-362.00	-362.00	.00	.00	-362.00	.0%
45246515 329201 FLOOD ZONE	-70.00	-500.00	-500.00	.00	.00	-500.00	.0%
45246515 344925 PLAT DEV R	-10,745.00	-2,400.00	-2,400.00	-13,391.00	.00	-2,400.00	.0%
45246515 367002 CNTR/JNY	-13,515.00	-17,000.00	-17,000.00	-12,170.00	.00	-17,000.00	.0%
45246515 399100 CASH FWD	.00	.00	-14,350.00	.00	.00	.00	-100.0%
TOTAL BUILDING DEPARTMENT	-24,482.00	-20,262.00	-34,612.00	-25,561.00	.00	-20,262.00	-41.5%
TOTAL BUILDING DEPARTMENT FU	-2,327,884.67	-7,969,554.00	-8,205,884.00	-3,478,949.17	.00	-8,558,518.00	4.3%

09/28/2021 08:32  
6235msaw

BOARD OF COMMISSIONERS  
NEXT YEAR / CURRENT YEAR BUDGET ANALYSIS

P 40  
bgnyrpts

PROJECTION: 20221 2021/2022 BUDGET

FOR PERIOD 99

ACCOUNTS FOR:

AMELIA CONCOURSE MSBU	2020 ACTUAL	2021 ORIG BUD	2021 REVISED BUD	2021 ACTUAL	2021 PROJECTION	2022 FINAL	PCT CHANGE
<hr/>							
000							
47000000 361101 INT-BANK	.00	.00	.00	.00	.00	-13,000.00	.0%
47000000 361101 TDBNK INT-BANK	-3,423.83	.00	.00	.00	.00	.00	.0%
47000000 361101 TIAAM INT-BANK	-2,712.69	.00	.00	.00	.00	.00	.0%
47000000 361161 FFSB2 CD INTERES	-582.02	.00	.00	-2,481.42	.00	.00	.0%
47000000 361171 INT-TX COL	-48.26	.00	.00	.00	.00	.00	.0%
TOTAL	-6,766.80	.00	.00	-2,481.42	.00	-13,000.00	.0%
<hr/>							
453 AMELIA CONCOURSE							
47453539 325200 MAINT-SA	-181,678.13	-178,980.00	-178,980.00	-178,268.50	.00	-180,000.00	.6%
47453539 361101 INT-BANK	-3,034.81	-10,000.00	-10,000.00	-171.40	.00	.00	-100.0%
47453539 399100 CASH FWD	.00	-860,891.00	-893,073.00	.00	.00	.00	-100.0%
47453599 399100 CASH FWD	.00	.00	.00	.00	.00	-886,873.00	.0%
TOTAL AMELIA CONCOURSE	-184,712.94	-1,049,871.00	-1,082,053.00	-178,439.90	.00	-1,066,873.00	-1.4%
TOTAL AMELIA CONCOURSE MSBU	-191,479.74	-1,049,871.00	-1,082,053.00	-180,921.32	.00	-1,079,873.00	-.2%

09/28/2021 08:32  
6235msaw

BOARD OF COMMISSIONERS  
NEXT YEAR / CURRENT YEAR BUDGET ANALYSIS

P 41  
bgnyrpts

PROJECTION: 20221 2021/2022 BUDGET

FOR PERIOD 99

ACCOUNTS FOR:

FIREFIGHTER ED TRUST FUND	2020 ACTUAL	2021 ORIG BUD	2021 REVISED BUD	2021 ACTUAL	2021 PROJECTION	2022 FINAL	PCT CHANGE
000							
48000000 399100 CASH FWD	.00	-3.00	-3.00	.00	.00	-3.00	.0%
TOTAL	.00	-3.00	-3.00	.00	.00	-3.00	.0%
TOTAL FIREFIGHTER ED TRUST F	.00	-3.00	-3.00	.00	.00	-3.00	.0%

09/28/2021 08:32  
6235msaw

BOARD OF COMMISSIONERS  
NEXT YEAR / CURRENT YEAR BUDGET ANALYSIS

P 42  
bgnyrpts

PROJECTION: 20221 2021/2022 BUDGET

FOR PERIOD 99

ACCOUNTS FOR:

F.S. SPECIAL REVENUES FUND	2020 ACTUAL	2021 ORIG BUD	2021 REVISED BUD	2021 ACTUAL	2021 PROJECTION	2022 FINAL	PCT CHANGE
<hr/>							
172 COURT TECH 28.222							
49172713 341160 \$2 OF \$4	-265,736.00	-200,000.00	-200,000.00	-316,903.55	.00	-230,000.00	15.0%
49172713 361101 INT-BANK	-12,759.80	-7,500.00	-7,500.00	-1,659.59	.00	-2,500.00	-66.7%
49172713 399100 CASH FWD	.00	-1,536,816.00	-1,534,240.00	.00	.00	-1,641,300.00	7.0%
TOTAL COURT TECH 28.222	-278,495.80	-1,744,316.00	-1,741,740.00	-318,563.14	.00	-1,873,800.00	7.6%
<hr/>							
255 IG-RADIO COMMUNICATION PROGRAM							
49255525 351700 IG-RADIO	-55,159.89	-50,000.00	-50,000.00	-41,257.19	.00	-45,000.00	-10.0%
49255525 361101 INT-BANK	-135.28	-75.00	-75.00	-.03	.00	.00	-100.0%
49255525 399100 CASH FWD	.00	.00	-5,096.00	.00	.00	.00	-100.0%
TOTAL IG-RADIO COMMUNICATION	-55,295.17	-50,075.00	-55,171.00	-41,257.22	.00	-45,000.00	-18.4%
<hr/>							
692 NOT FOR PROFIT AGENCIES							
49692573 335710 ART LIC PL	-2,039.72	-1,200.00	-1,200.00	-2,133.37	.00	-1,500.00	25.0%
49692573 361101 INT-BANK	-167.83	-100.00	-100.00	-19.96	.00	-50.00	-50.0%
49692573 399100 CASH FWD	.00	-17,981.00	-19,013.00	.00	.00	-18,260.00	-4.0%
TOTAL NOT FOR PROFIT AGENCIE	-2,207.55	-19,281.00	-20,313.00	-2,153.33	.00	-19,810.00	-2.5%
<hr/>							
791 FL BOATING IMPROVEMENT PROGRAM							
49791579 335720 FL BOAT IP	-26,657.84	-25,000.00	-25,000.00	-20,618.11	.00	-27,000.00	8.0%
49791579 361101 INT-BANK	-1,016.04	-200.00	-200.00	-148.22	.00	-300.00	50.0%
49791579 399100 CASH FWD	.00	-129,168.00	-136,563.00	.00	.00	-159,363.00	16.7%
TOTAL FL BOATING IMPROVEMENT	-27,673.88	-154,368.00	-161,763.00	-20,766.33	.00	-186,663.00	15.4%
TOTAL F.S. SPECIAL REVENUES	-363,672.40	-1,968,040.00	-1,978,987.00	-382,740.02	.00	-2,125,273.00	7.4%

09/28/2021 08:32  
6235msaw

BOARD OF COMMISSIONERS  
NEXT YEAR / CURRENT YEAR BUDGET ANALYSIS

P 43  
bgnyrpts

PROJECTION: 20221 2021/2022 BUDGET

FOR PERIOD 99

ACCOUNTS FOR:

DEBT SVC-OPT GAS TX 2000	2020 ACTUAL	2021 ORIG BUD	2021 REVISED BUD	2021 ACTUAL	2021 PROJECTION	2022 FINAL	PCT CHANGE
000							
52000000 312410 LOC OP 1-6	-917,866.57	-915,431.00	-915,431.00	-865,690.90	.00	-941,431.00	2.8%
52000000 361101 INT-BANK	-1,850.53	-30,000.00	-30,000.00	-496.11	.00	-4,000.00	-86.7%
52000000 361101 TDBNK INT-BANK	-117.08	.00	.00	.00	.00	.00	.0%
52000000 361101 TIAAM INT-BANK	-5.51	.00	.00	-6.21	.00	.00	.0%
52000000 361161 EVRB4 CD INTERES	-21,470.05	.00	.00	.00	.00	.00	.0%
52000000 361161 EVRB5 CD INTERES	-4,178.04	.00	.00	.00	.00	.00	.0%
52000000 361161 FFSB3 CD INTERES	-18.64	.00	.00	-2,082.99	.00	.00	.0%
52000000 399100 CASH FWD	.00	-551,681.00	-551,325.00	.00	.00	-551,250.00	.0%
52000000 399400 CFW-DEBT R	.00	-945,000.00	-945,000.00	.00	.00	-945,000.00	.0%
TOTAL	-945,506.42	-2,442,112.00	-2,441,756.00	-868,276.21	.00	-2,441,681.00	.0%
TOTAL DEBT SVC-OPT GAS TX 20	-945,506.42	-2,442,112.00	-2,441,756.00	-868,276.21	.00	-2,441,681.00	.0%



09/28/2021 08:32  
6235msaw

BOARD OF COMMISSIONERS  
NEXT YEAR / CURRENT YEAR BUDGET ANALYSIS

P 44  
bgnyrpts

PROJECTION: 20221 2021/2022 BUDGET

FOR PERIOD 99

ACCOUNTS FOR:

DEBT SVC-COUNTY COMPLEX	2020 ACTUAL	2021 ORIG BUD	2021 REVISED BUD	2021 ACTUAL	2021 PROJECTION	2022 FINAL	PCT CHANGE
000							
58000000 381010 TI-GENERAL	-2,324,750.00	-2,325,000.00	-2,325,000.00	-2,325,000.00	.00	-2,322,000.00	-.1%
TOTAL	-2,324,750.00	-2,325,000.00	-2,325,000.00	-2,325,000.00	.00	-2,322,000.00	-.1%
TOTAL DEBT SVC-COUNTY COMPLE	-2,324,750.00	-2,325,000.00	-2,325,000.00	-2,325,000.00	.00	-2,322,000.00	-.1%

09/28/2021 08:32  
6235msaw

BOARD OF COMMISSIONERS  
NEXT YEAR / CURRENT YEAR BUDGET ANALYSIS

P 45  
bgnyrpts

PROJECTION: 20221 2021/2022 BUDGET

FOR PERIOD 99

ACCOUNTS FOR:

CAP PROJECTS-GRANT FUND	2020 ACTUAL	2021 ORIG BUD	2021 REVISED BUD	2021 ACTUAL	2021 PROJECTION	2022 FINAL	PCT CHANGE
419 MSBU-PIRATES' WOODS RD PAVING							
60419541 361101 INT-BANK-P	-28.95	-45.00	-45.00	-3.54	.00	-20.00	-55.6%
60419541 399100 CASH FWD	.00	-3,305.00	-3,280.00	.00	.00	-3,290.00	.3%
TOTAL MSBU-PIRATES' WOODS RD	-28.95	-3,350.00	-3,325.00	-3.54	.00	-3,310.00	-.5%
TOTAL CAP PROJECTS-GRANT FUN	-28.95	-3,350.00	-3,325.00	-3.54	.00	-3,310.00	-.5%

09/28/2021 08:32  
6235msaw

BOARD OF COMMISSIONERS  
NEXT YEAR / CURRENT YEAR BUDGET ANALYSIS

P 46  
bgnyrpts

PROJECTION: 20221 2021/2022 BUDGET

FOR PERIOD 99

ACCOUNTS FOR:

CAP PROJECTS-TRANSP			2020 ACTUAL	2021 ORIG BUD	2021 REVISED BUD	2021 ACTUAL	2021 PROJECTION	2022 FINAL	PCT CHANGE
000									
63000000	361101	INT-BANK	-2,804.59	.00	.00	-531.43	.00	.00	.0%
63000000	361101	FFSB1 INT-BANK	.00	.00	.00	-980.50	.00	.00	.0%
63000000	361101	TDBNK INT-BANK	-88,035.49	.00	.00	-12,479.54	.00	.00	.0%
63000000	361101	TIAAM INT-BANK	-24,178.32	.00	.00	-32.33	.00	.00	.0%
63000000	361161	BBVA1 CD INTERES	.00	.00	.00	-355.64	.00	.00	.0%
63000000	361161	EVRB5 CD INTERES	-30,640.20	.00	.00	.00	.00	.00	.0%
63000000	361161	FFSB2 CD INTERES	.00	.00	.00	-7.89	.00	.00	.0%
63000000	361161	FFSB4 CD INTERES	-57.21	.00	.00	-6,537.98	.00	.00	.0%
63000000	361161	FFSB5 CD INTERES	.00	.00	.00	-3,289.01	.00	.00	.0%
63000000	361161	TIAA INT-BANK	-8,575.81	.00	.00	-2,248.94	.00	.00	.0%
63000000	361161	TIAA2 CD INTERES	-73,907.51	.00	.00	-6,511.39	.00	.00	.0%
TOTAL			-228,199.13	.00	.00	-32,974.65	.00	.00	.0%
402 DRAINAGE									
63402541	381010	C0057 TI-GENERAL	.00	.00	.00	.00	.00	-219,595.00	.0%
63402541	381030	C0057 TI-CNTY TR	.00	.00	.00	.00	.00	-394,040.00	.0%
63402541	381030	C0058 TI-CNTY TR	.00	.00	.00	.00	.00	-220,000.00	.0%
TOTAL DRAINAGE			.00	.00	.00	.00	.00	-833,635.00	.0%
461 TRANSPORTATION ALLOCATION									
63461541	381010	L&O TI-GENERAL	.00	.00	.00	.00	.00	-3,900,000.00	.0%
63461541	381030	L&O TI-CNTY TR	-2,000,000.00	.00	.00	.00	.00	.00	.0%
63461541	399100	L&O CASH FWD	.00	-898,996.00	-893,285.00	.00	.00	-872,834.00	-2.3%
TOTAL TRANSPORTATION ALLOCAT			-2,000,000.00	-898,996.00	-893,285.00	.00	.00	-4,772,834.00	434.3%
470 TRANSPORTATION PROJECTS									
63470541	331492	AIPTR FHWA	.00	-1,000,000.00	-1,000,000.00	.00	.00	.00	-100.0%
63470541	331492	BCFLT FHWA	.00	.00	-709,890.00	.00	.00	-709,890.00	.0%
63470541	331492	BSBPT FHWA	-347,035.60	-434,376.00	-434,376.00	.00	.00	.00	-100.0%
63470541	331492	C0048 FHWA	.00	.00	.00	.00	.00	-3,197,768.00	.0%
63470541	331492	LAPSI FHWA	.00	-740,184.00	-740,184.00	.00	.00	-816,837.00	10.4%
63470541	331492	MID17 FHWA	.00	-3,183,769.00	-3,183,769.00	.00	.00	-3,183,769.00	.0%
63470541	331492	PAVMK FHWA	.00	.00	-660,297.00	.00	.00	-659,484.00	-.1%
63470541	331492	SAFRR FHWA	.00	-40,000.00	-40,000.00	.00	.00	-40,000.00	.0%
63470541	334490	PDWID FDOT-CIGP	-83,261.21	-1,037,340.00	-1,050,793.00	-183,040.16	.00	-532,757.00	-49.3%
63470541	334491	WBEXT ST-FDOT	-2,000,000.00	-1,000,000.00	-1,900,000.00	.00	.00	-900,000.00	-52.6%
63470541	334493	115SB SCOP	.00	-6,038,160.00	-6,038,160.00	-4,317,322.48	.00	-1,720,838.00	-71.5%
63470541	334495	115SB FDOT-SCRAP	-2,068,877.63	.00	.00	.00	.00	.00	.0%

09/28/2021 08:32  
6235msaw

BOARD OF COMMISSIONERS  
NEXT YEAR / CURRENT YEAR BUDGET ANALYSIS

P 47  
bgnyrpts

PROJECTION: 20221 2021/2022 BUDGET

FOR PERIOD 99

ACCOUNTS FOR:

CAP PROJECTS-TRANSP			2020 ACTUAL	2021 ORIG BUD	2021 REVISED BUD	2021 ACTUAL	2021 PROJECTION	2022 FINAL	PCT CHANGE
63470541	334495	S14SR FDOT-SCRAP	-281,784.26	.00	.00	-23,015.75	.00	.00	.0%
63470541	334498	CRAW1 FDOT-SCOP	-4,005.48	-984,901.00	-989,013.00	-340,300.36	.00	-64,195.00	-93.5%
63470541	334498	CRAW2 FDOT-SCOP	-253,850.17	-2,772,003.00	-3,021,445.00	-453,440.55	.00	-1,786,911.00	-40.9%
63470541	334498	DYAL FDOT-SCOP	.00	-550,000.00	.00	.00	.00	.00	.0%
63470541	334498	HSMTH FDOT-SCOP	-196,867.38	-703,133.00	-703,813.00	-73,927.77	.00	-629,885.00	-10.5%
63470541	334498	PRATT FDOT-SCOP	-27,620.62	-1,000,000.00	-1,072,379.00	-90,773.65	.00	-829,644.00	-22.6%
63470541	381010	C0004 TI-GENERAL	.00	.00	.00	.00	.00	-631,366.00	.0%
63470541	381010	C0005 TI-GENERAL	.00	.00	.00	.00	.00	-200,054.00	.0%
63470541	381010	PDCII TI-GENERAL	.00	-1,386,336.00	-1,386,336.00	-1,386,336.00	.00	.00	-100.0%
63470541	381010	WBEXT TI-GENERAL	.00	-2,883,400.00	-2,883,400.00	-2,883,400.00	.00	-189,000.00	-93.4%
63470541	381010	WBRND TI-GENERAL	-600,000.00	.00	.00	.00	.00	.00	.0%
63470541	381030	115SB TI-CNTY TR	-140,500.00	.00	.00	.00	.00	.00	.0%
63470541	381030	C0001 TI-CNTY TR	-50,000.00	.00	.00	.00	.00	.00	.0%
63470541	381030	C0054 TI-CNTY TR	.00	.00	.00	.00	.00	-7,500.00	.0%
63470541	381030	PDCII TI-CNTY TR	.00	.00	.00	.00	.00	-2,640,706.00	.0%
63470541	381030	PRATT TI-CNTY TR	.00	.00	.00	.00	.00	-1,500,000.00	.0%
63470541	381030	WBEXT TI-CNTY TR	.00	.00	.00	.00	.00	-299,865.00	.0%
63470541	3816MB	WBEXT T/I NCMOB	.00	-4,316,600.00	-4,316,600.00	-4,316,600.00	.00	-2,501,075.00	-42.1%
63470541	399100	115SB CASH FWD	.00	-1,692,615.00	-1,692,615.00	.00	.00	-1,308,236.00	-22.7%
63470541	399100	BRIDG CASH FWD	.00	.00	-387,311.00	.00	.00	-387,311.00	.0%
63470541	399100	C0001 CASH FWD	.00	-50,000.00	-50,000.00	.00	.00	-50,000.00	.0%
63470541	399100	CRAW1 CASH FWD	.00	-534,205.00	-533,996.00	.00	.00	-302,792.00	-43.3%
63470541	399100	CRAW2 CASH FWD	.00	-2,217,353.00	-265,921.00	.00	.00	-265,921.00	.0%
63470541	399100	DYAL CASH FWD	.00	-57,250.00	.00	.00	.00	.00	.0%
63470541	399100	HSMTH CASH FWD	.00	-650,000.00	-575,392.00	.00	.00	-575,392.00	.0%
63470541	399100	MNRTL CASH FWD	.00	-421,502.00	-27,253.00	.00	.00	.00	-100.0%
63470541	399100	PDCII CASH FWD	.00	-3,330,918.00	-3,323,619.00	.00	.00	-4,595,639.00	38.3%
63470541	399100	PDWID CASH FWD	.00	-2,076,775.00	-3,306,660.00	.00	.00	-2,149,716.00	-35.0%
63470541	399100	PRATT CASH FWD	.00	-782,500.00	-782,500.00	.00	.00	.00	-100.0%
63470541	399100	WBEXT CASH FWD	.00	-332,276.00	-35,131.00	.00	.00	-9,076,395.00	.0%
63470541	399100	WBRND CASH FWD	.00	-600,000.00	-600,000.00	.00	.00	-600,000.00	.0%
63470599	399100	CASH FWD	.00	-773,601.00	-324,716.00	.00	.00	-324,716.00	.0%
63470599	399100	CRAW2 CASH FWD	.00	-900,000.00	-801,145.00	.00	.00	-492,512.00	-38.5%
63470599	399100	PRATT CASH FWD	.00	.00	.00	.00	.00	-782,500.00	.0%
TOTAL TRANSPORTATION PROJECT			-6,053,802.35	-42,489,197.00	-42,836,714.00	-14,068,156.72	.00	-43,952,674.00	2.6%
480	SUBDIVISION INFRASTRUCTURE								
63480541	361101	E@SBS INT-BANK	-72.73	.00	.00	-8.87	.00	.00	.0%
63480541	361101	RVRGR INT-BANK	-836.34	.00	.00	-102.02	.00	.00	.0%
63480541	361101	SWDSR INT-BANK	-625.83	.00	.00	-76.34	.00	.00	.0%
63480541	361101	SWDSS INT-BANK	-74.58	.00	.00	-9.11	.00	.00	.0%
63480541	399100	E@SBS CASH FWD	.00	-8,273.00	-8,246.00	.00	.00	-8,246.00	.0%
63480541	399100	RVRGR CASH FWD	.00	-94,973.00	-94,809.00	.00	.00	-94,809.00	.0%

09/28/2021 08:32  
6235msaw

BOARD OF COMMISSIONERS  
NEXT YEAR / CURRENT YEAR BUDGET ANALYSIS

P 48  
bgnyrpts

PROJECTION: 20221 2021/2022 BUDGET

FOR PERIOD 99

ACCOUNTS FOR:

CAP PROJECTS-TRANSP	2020 ACTUAL	2021 ORIG BUD	2021 REVISED BUD	2021 ACTUAL	2021 PROJECTION	2022 FINAL	PCT CHANGE
63480541 399100 SWDSR CASH FWD	.00	-71,168.00	-70,944.00	.00	.00	-70,944.00	.0%
63480541 399100 SWDSS CASH FWD	.00	-8,481.00	-8,456.00	.00	.00	-8,456.00	.0%
TOTAL SUBDIVISION INFRASTRUC	-1,609.48	-182,895.00	-182,455.00	-196.34	.00	-182,455.00	.0%
TOTAL CAP PROJECTS-TRANSP	-8,283,610.96	-43,571,088.00	-43,912,454.00	-14,101,327.71	.00	-49,741,598.00	13.3%

09/28/2021 08:32  
6235msaw

BOARD OF COMMISSIONERS  
NEXT YEAR / CURRENT YEAR BUDGET ANALYSIS

P 49  
bgnyrpts

PROJECTION: 20221 2021/2022 BUDGET

FOR PERIOD 99

ACCOUNTS FOR:

CAP PROJECTS-COUNTY COMPLEX	2020 ACTUAL	2021 ORIG BUD	2021 REVISED BUD	2021 ACTUAL	2021 PROJECTION	2022 FINAL	PCT CHANGE
000							
65000000 361101 INT-BANK	-181.39	-2,000.00	-2,000.00	-126.50	.00	-500.00	-75.0%
65000000 361101 TDBNK INT-BANK	-6,131.82	.00	.00	.00	.00	.00	.0%
TOTAL	-6,313.21	-2,000.00	-2,000.00	-126.50	.00	-500.00	-75.0%
213 SHERIFF ADMINISTRATIVE BLDG							
65213521 399100 SHADM CASH FWD	.00	-1,494.00	-1,494.00	.00	.00	-1,494.00	.0%
TOTAL SHERIFF ADMINISTRATIVE	.00	-1,494.00	-1,494.00	.00	.00	-1,494.00	.0%
999 RESERVES							
65999599 399100 CASH FWD	.00	-111,762.00	-116,075.00	.00	.00	-116,376.00	.3%
TOTAL RESERVES	.00	-111,762.00	-116,075.00	.00	.00	-116,376.00	.3%
TOTAL CAP PROJECTS-COUNTY CO	-6,313.21	-115,256.00	-119,569.00	-126.50	.00	-118,370.00	-1.0%

09/28/2021 08:32  
6235msaw

BOARD OF COMMISSIONERS  
NEXT YEAR / CURRENT YEAR BUDGET ANALYSIS

P 50  
bgnyrpts

PROJECTION: 20221 2021/2022 BUDGET

FOR PERIOD 99

ACCOUNTS FOR:

CAP PROJECTS	2020 ACTUAL	2021 ORIG BUD	2021 REVISED BUD	2021 ACTUAL	2021 PROJECTION	2022 FINAL	PCT CHANGE
000							
68000000 361101 INT-BANK	-5,009.85	-20,000.00	-20,000.00	-448.05	.00	-20,000.00	.0%
68000000 361101 TDBNK INT-BANK	-6,162.06	.00	.00	-6,758.41	.00	.00	.0%
68000000 361101 TIAAM INT-BANK	-3,790.80	.00	.00	-52.02	.00	.00	.0%
68000000 361161 EVRB5 CD INTERES	-44,996.07	.00	.00	.00	.00	.00	.0%
68000000 361161 FFSB2 CD INTERES	-830.64	.00	.00	-3,812.18	.00	.00	.0%
68000000 399100 CASH FWD	.00	-129,385.00	-170,174.00	.00	.00	-185,174.00	8.8%
TOTAL	-60,789.42	-149,385.00	-190,174.00	-11,070.66	.00	-205,174.00	7.9%
031 SHERIFF							
68031521 381010 PSTC TI-GENERAL	-527,976.00	.00	-353,230.00	-353,230.00	.00	.00	-100.0%
68031521 399100 PSTC CASH FWD	.00	-905,848.00	-905,848.00	.00	.00	-1,259,078.00	39.0%
TOTAL SHERIFF	-527,976.00	-905,848.00	-1,259,078.00	-353,230.00	.00	-1,259,078.00	.0%
075 MAINT-P&R/BEACH							
68075572 381010 WSRP TI-GENERAL	-2,705,344.00	.00	.00	.00	.00	.00	.0%
68075572 381410 WSRP TI-NC IMPA	.00	-576,035.00	-576,035.00	-576,035.00	.00	.00	-100.0%
68075572 3816IM WSRP T/I CP IMP	.00	-1,147,677.00	-1,147,677.00	-1,147,677.00	.00	.00	-100.0%
68075572 399100 WSRP CASH FWD	.00	-2,705,344.00	-2,703,269.00	.00	.00	-4,394,032.00	62.5%
TOTAL MAINT-P&R/BEACH	-2,705,344.00	-4,429,056.00	-4,426,981.00	-1,723,712.00	.00	-4,394,032.00	-.7%
223 FIRE DEPT-NCBCC							
68223522 366402 ST71 DEV CONTRI	.00	-625,000.00	-639,541.00	-639,541.00	.00	.00	-100.0%
68223522 381010 C0145 TI-GENERAL	.00	.00	.00	.00	.00	-3,000,000.00	.0%
68223522 381010 ST71 TI-GENERAL	-300,000.00	.00	.00	.00	.00	.00	.0%
68223522 3816IM ST71 T/I CP IMP	.00	-725,000.00	-725,000.00	-725,000.00	.00	.00	-100.0%
68223522 399100 ST71 CASH FWD	.00	-1,490,914.00	-1,310,569.00	.00	.00	.00	-100.0%
TOTAL FIRE DEPT-NCBCC	-300,000.00	-2,840,914.00	-2,675,110.00	-1,364,541.00	.00	-3,000,000.00	12.1%
TOTAL CAP PROJECTS	-3,594,109.42	-8,325,203.00	-8,551,343.00	-3,452,553.66	.00	-8,858,284.00	3.6%

09/28/2021 08:32  
6235msaw

BOARD OF COMMISSIONERS  
NEXT YEAR / CURRENT YEAR BUDGET ANALYSIS

P 51  
bgnyrpts

PROJECTION: 20221 2021/2022 BUDGET

FOR PERIOD 99

ACCOUNTS FOR:

ENCPA MOBILIIY NETWORK FUND	2020 ACTUAL	2021 ORIG BUD	2021 REVISED BUD	2021 ACTUAL	2021 PROJECTION	2022 FINAL	PCT CHANGE
000							
6E000000 361101 TDBNK INT-BANK	-10,030.58	.00	.00	.00	.00	.00	.0%
6E000000 361101 TIAAM INT-BANK	-3,847.54	.00	.00	.00	.00	.00	.0%
6E000000 361161 FFSB2 CD INTERES	-865.56	.00	-401.00	-2,310.42	.00	.00	-100.0%
TOTAL	-14,743.68	.00	-401.00	-2,310.42	.00	.00	-100.0%
407 ENCPA MOBILITY							
6E407541 324316 DSAP1 MOB-RES-TP	-29,541.58	-14,184.00	-222,455.00	-224,139.01	.00	-120,000.00	-46.1%
6E407541 324326 DSAP1 MOB-COM-TP	-42,042.00	-56,056.00	-347,384.00	-304,748.97	.00	-60,000.00	-82.7%
6E407541 361101 DSAP1 INT-BANK	-1,313.62	-2,000.00	-2,000.00	-163.29	.00	-5,500.00	175.0%
6E407541 381033 DSAP1 TI-CT ENCP	-29,895.65	-30,000.00	-48,731.00	-48,730.81	.00	-60,000.00	23.1%
6E407541 399100 CASH FWD	.00	-28,814.00	-28,814.00	.00	.00	-16,465.00	-42.9%
6E407541 399100 DSAP1 CASH FWD	.00	-1,473,294.00	-1,494,197.00	.00	.00	-107,077.00	-92.8%
TOTAL ENCPA MOBILITY	-102,792.85	-1,604,348.00	-2,143,581.00	-577,782.08	.00	-369,042.00	-82.8%
TOTAL ENCPA MOBILIIY NETWORK	-117,536.53	-1,604,348.00	-2,143,982.00	-580,092.50	.00	-369,042.00	-82.8%



09/28/2021 08:32  
6235msaw

BOARD OF COMMISSIONERS  
NEXT YEAR / CURRENT YEAR BUDGET ANALYSIS

P 52  
bgnyrpts

PROJECTION: 20221 2021/2022 BUDGET

FOR PERIOD 99

ACCOUNTS FOR:

CAP PROJECT-IMPACT FEES FUND	2020 ACTUAL	2021 ORIG BUD	2021 REVISED BUD	2021 ACTUAL	2021 PROJECTION	2022 FINAL	PCT CHANGE
006 IMPACT FEES ORD 2016-02							
6I006519 324711 IMP-RES-AD	-847,312.00	-756,320.00	-756,320.00	-1,466,812.00	.00	-806,993.00	6.7%
6I006519 324721 IMP-COM-AD	-61,681.61	-64,112.00	-64,112.00	-170,587.25	.00	-68,408.00	6.7%
6I006519 361101 INT-BANK	-797.26	-17,000.00	-17,000.00	-355.20	.00	-15,000.00	-11.8%
6I006519 361101 FFSB1 INT-BANK	.00	.00	.00	-5,075.93	.00	.00	.0%
6I006519 361101 TDBNK INT-BANK	-1,811.79	.00	.00	.00	.00	.00	.0%
6I006519 361101 TIAAM INT-BANK	-1,849.37	.00	.00	.00	.00	.00	.0%
6I006519 361161 EVRB5 CD INTERES	-3,185.23	.00	.00	.00	.00	.00	.0%
6I006519 361161 FFSB5 CD INTERES	.00	.00	.00	-2,472.72	.00	.00	.0%
6I006519 361161 TIAA2 CD INTERES	-57,773.98	.00	.00	-5,012.52	.00	.00	.0%
6I006519 399100 CASH FWD	.00	-3,713,628.00	-4,023,478.00	.00	.00	-5,622,454.00	39.7%
6I006521 324111 IMP-RES-LE	-73,313.00	-65,515.00	-65,515.00	-377,916.00	.00	-69,905.00	6.7%
6I006521 324121 IMP-COM-LE	-5,419.41	-5,628.00	-5,628.00	-85,016.61	.00	-6,006.00	6.7%
6I006521 361101 INT-BANK	-128.21	-1,500.00	-1,500.00	-37.08	.00	-500.00	-66.7%
6I006521 361101 FFSB1 INT-BANK	.00	.00	.00	-590.81	.00	.00	.0%
6I006521 361101 TDBNK INT-BANK	-182.94	.00	.00	.00	.00	.00	.0%
6I006521 361101 TIAAM INT-BANK	-157.73	.00	.00	.00	.00	.00	.0%
6I006521 361161 EVRB5 CD INTERES	-73.28	.00	.00	.00	.00	.00	.0%
6I006521 361161 FFSB5 CD INTERES	.00	.00	.00	-211.30	.00	.00	.0%
6I006521 361161 TIAA2 CD INTERES	-4,937.63	.00	.00	-428.38	.00	.00	.0%
6I006521 399100 CASH FWD	.00	-326,134.00	-352,785.00	.00	.00	-801,600.00	127.2%
6I006522 324112 IMP-RES-FR	-161,123.00	-143,176.00	-143,176.00	-590,595.00	.00	-152,769.00	6.7%
6I006522 324122 IMP-COM-PS	-11,679.10	-12,135.00	-12,135.00	-117,921.38	.00	-12,948.00	6.7%
6I006522 361101 INT-BANK	-262.17	-2,100.00	-2,100.00	-257.04	.00	-1,000.00	-52.4%
6I006522 361101 FFSB1 INT-BANK	.00	.00	.00	-1,060.30	.00	.00	.0%
6I006522 361101 TDBNK INT-BANK	-875.11	.00	.00	.00	.00	.00	.0%
6I006522 361101 TIAAM INT-BANK	-582.62	.00	.00	.00	.00	.00	.0%
6I006522 361161 FFSB5 CD INTERES	.00	.00	.00	-434.07	.00	.00	.0%
6I006522 361161 TIAA2 CD INTERES	-10,143.37	.00	.00	-880.02	.00	.00	.0%
6I006522 399100 CASH FWD	.00	-9,150.00	-68,101.00	.00	.00	-749,078.00	1000.0%
6I006522 399100 ST71 CASH FWD	.00	-725,000.00	-725,000.00	.00	.00	.00	-100.0%
6I006572 324611 IMP-RES-PK	-149,011.00	-389,500.00	-389,500.00	-15.00	.00	.00	-100.0%
6I006572 361101 INT-BANK	-301.44	-5,750.00	-5,750.00	-306.29	.00	-2,500.00	-56.5%
6I006572 361101 FFSB1 INT-BANK	.00	.00	.00	-3,491.43	.00	.00	.0%
6I006572 361101 TDBNK INT-BANK	-8,441.62	.00	.00	.00	.00	.00	.0%
6I006572 361101 TIAAM INT-BANK	-3,947.93	.00	.00	.00	.00	.00	.0%
6I006572 399100 CASH FWD	.00	-2,351.00	-4,961.00	.00	.00	-7,476.00	50.7%
6I006572 399100 WSRP CASH FWD	.00	-1,147,677.00	-1,147,677.00	.00	.00	.00	-100.0%
TOTAL IMPACT FEES ORD 2016-0	-1,404,990.80	-7,386,676.00	-7,784,738.00	-2,829,476.33	.00	-8,316,637.00	6.8%
007 PARK & REC D502 ORD 2019-33							
6I007572 324611 IMP-RES-PK	-61,126.80	-51,452.00	-51,452.00	-133,178.50	.00	-54,899.00	6.7%

09/28/2021 08:32  
6235msaw

BOARD OF COMMISSIONERS  
NEXT YEAR / CURRENT YEAR BUDGET ANALYSIS

P 53  
bgnyrpts

PROJECTION: 20221 2021/2022 BUDGET

FOR PERIOD 99

ACCOUNTS FOR:

CAP PROJECT-IMPACT FEES FUND	2020 ACTUAL	2021 ORIG BUD	2021 REVISED BUD	2021 ACTUAL	2021 PROJECTION	2022 FINAL	PCT CHANGE
6I007572 361101 INT-BANK	-53.84	.00	.00	-92.23	.00	.00	.0%
6I007572 399100 CASH FWD	.00	-38,601.00	-61,181.00	.00	.00	-186,256.00	204.4%
<b>TOTAL PARK &amp; REC D502 ORD 20</b>	<b>-61,180.64</b>	<b>-90,053.00</b>	<b>-112,633.00</b>	<b>-133,270.73</b>	<b>.00</b>	<b>-241,155.00</b>	<b>114.1%</b>
008 PARK & REC D503 ORD 2019-33							
6I008572 324611 IMP-RES-PK	-704,991.70	-346,947.00	-346,947.00	-1,925,194.00	.00	-370,192.00	6.7%
6I008572 361101 INT-BANK	-278.94	.00	.00	-605.80	.00	.00	.0%
6I008572 361101 FFSB1 INT-BANK	.00	.00	.00	-3,594.11	.00	.00	.0%
6I008572 361161 EVRB5 CD INTERES	-1,839.98	.00	.00	.00	.00	.00	.0%
6I008572 399100 CASH FWD	.00	-260,643.00	-707,111.00	.00	.00	-2,560,229.00	262.1%
<b>TOTAL PARK &amp; REC D503 ORD 20</b>	<b>-707,110.62</b>	<b>-607,590.00</b>	<b>-1,054,058.00</b>	<b>-1,929,393.91</b>	<b>.00</b>	<b>-2,930,421.00</b>	<b>178.0%</b>
009 PARK & REC D504 ORD 2019-33							
6I009572 324611 IMP-RES-PK	-35,851.90	-33,690.00	-33,690.00	-114,382.80	.00	-35,947.00	6.7%
6I009572 361101 INT-BANK	-32.11	.00	.00	-51.01	.00	.00	.0%
6I009572 399100 CASH FWD	.00	-25,575.00	-35,884.00	.00	.00	-146,050.00	307.0%
<b>TOTAL PARK &amp; REC D504 ORD 20</b>	<b>-35,884.01</b>	<b>-59,265.00</b>	<b>-69,574.00</b>	<b>-114,433.81</b>	<b>.00</b>	<b>-181,997.00</b>	<b>161.6%</b>
010 PARK & REC D505 ORD 2019-33							
6I010572 324611 IMP-RES-PK	-98,857.50	-81,956.00	-81,956.00	-172,099.90	.00	-87,447.00	6.7%
6I010572 361101 INT-BANK	-85.97	.00	.00	-136.09	.00	.00	.0%
6I010572 361101 FFSB1 INT-BANK	.00	.00	.00	-51.78	.00	.00	.0%
6I010572 399100 CASH FWD	.00	-61,846.00	-98,943.00	.00	.00	-269,173.00	172.0%
<b>TOTAL PARK &amp; REC D505 ORD 20</b>	<b>-98,943.47</b>	<b>-143,802.00</b>	<b>-180,899.00</b>	<b>-172,287.77</b>	<b>.00</b>	<b>-356,620.00</b>	<b>97.1%</b>
152 PLANNING DISTRICT 502							
6I152572 324611 IMP-RES-PK	-6,684.00	.00	.00	.00	.00	.00	.0%
6I152572 361101 INT-BANK	-14.77	.00	.00	-45.83	.00	.00	.0%
6I152572 361101 FFSB1 INT-BANK	.00	.00	.00	-148.38	.00	.00	.0%
6I152572 361101 TDBNK INT-BANK	-482.60	.00	.00	.00	.00	.00	.0%
6I152572 361101 TIAAM INT-BANK	-222.79	.00	.00	.00	.00	.00	.0%
6I152572 399100 CASH FWD	.00	-63,005.00	-63,372.00	.00	.00	-63,372.00	.0%
<b>TOTAL PLANNING DISTRICT 502</b>	<b>-7,404.16</b>	<b>-63,005.00</b>	<b>-63,372.00</b>	<b>-194.21</b>	<b>.00</b>	<b>-63,372.00</b>	<b>.0%</b>
153 PLANNING DISTRICT 503							
6I153572 324611 IMP-RES-PK	-112,833.00	.00	.00	.00	.00	.00	.0%
6I153572 361101 INT-BANK	-270.42	.00	.00	-127.20	.00	.00	.0%
6I153572 361101 FFSB1 INT-BANK	.00	.00	.00	-393.78	.00	.00	.0%
6I153572 361101 TDBNK INT-BANK	-5,972.52	.00	.00	.00	.00	.00	.0%

09/28/2021 08:32  
6235msaw

BOARD OF COMMISSIONERS  
NEXT YEAR / CURRENT YEAR BUDGET ANALYSIS

P 54  
bgnyrpts

PROJECTION: 20221 2021/2022 BUDGET

FOR PERIOD 99

ACCOUNTS FOR:

CAP PROJECT-IMPACT FEES FUND	2020 ACTUAL	2021 ORIG BUD	2021 REVISED BUD	2021 ACTUAL	2021 PROJECTION	2022 FINAL	PCT CHANGE
6I153572 361101 TIAAM INT-BANK	-2,749.03	.00	.00	-214.62	.00	.00	.0%
6I153572 361161 BBVA1 CD INTERES	.00	.00	.00	-566.32	.00	.00	.0%
6I153572 399100 CASH FWD	.00	-825,571.00	-827,242.00	.00	.00	-827,242.00	.0%
<b>TOTAL PLANNING DISTRICT 503</b>	<b>-121,824.97</b>	<b>-825,571.00</b>	<b>-827,242.00</b>	<b>-1,301.92</b>	<b>.00</b>	<b>-827,242.00</b>	<b>.0%</b>
154 PLANNING DISTRICT 504							
6I154572 324611 IMP-RES-PK	-2,744.00	.00	.00	202.00	.00	.00	.0%
6I154572 361101 INT-BANK	-9.49	.00	.00	-29.95	.00	.00	.0%
6I154572 361101 FFSB1 INT-BANK	.00	.00	.00	-96.68	.00	.00	.0%
6I154572 361101 TDBNK INT-BANK	-324.24	.00	.00	.00	.00	.00	.0%
6I154572 361101 TIAAM INT-BANK	-146.72	.00	.00	.00	.00	.00	.0%
6I154572 399100 CASH FWD	.00	-41,361.00	-41,432.00	.00	.00	-41,432.00	.0%
<b>TOTAL PLANNING DISTRICT 504</b>	<b>-3,224.45</b>	<b>-41,361.00</b>	<b>-41,432.00</b>	<b>75.37</b>	<b>.00</b>	<b>-41,432.00</b>	<b>.0%</b>
155 PLANNING DISTRICT 505							
6I155572 324611 IMP-RES-PK	-8,770.00	.00	.00	-275.00	.00	.00	.0%
6I155572 361101 INT-BANK	-28.15	.00	.00	-45.86	.00	.00	.0%
6I155572 361101 FFSB1 INT-BANK	.00	.00	.00	-148.44	.00	.00	.0%
6I155572 361101 TDBNK INT-BANK	-452.67	.00	.00	.00	.00	.00	.0%
6I155572 361101 TIAAM INT-BANK	-213.39	.00	.00	.00	.00	.00	.0%
6I155572 399100 CASH FWD	.00	-63,016.00	-63,122.00	.00	.00	-63,122.00	.0%
<b>TOTAL PLANNING DISTRICT 505</b>	<b>-9,464.21</b>	<b>-63,016.00</b>	<b>-63,122.00</b>	<b>-469.30</b>	<b>.00</b>	<b>-63,122.00</b>	<b>.0%</b>
<b>TOTAL CAP PROJECT-IMPACT FEE</b>	<b>-2,450,027.33</b>	<b>-9,280,339.00</b>	<b>-10,197,070.00</b>	<b>-5,180,752.61</b>	<b>.00</b>	<b>-13,021,998.00</b>	<b>27.7%</b>

09/28/2021 08:32  
6235msaw

BOARD OF COMMISSIONERS  
NEXT YEAR / CURRENT YEAR BUDGET ANALYSIS

P 55  
bgnyrpts

PROJECTION: 20221 2021/2022 BUDGET

FOR PERIOD 99

ACCOUNTS FOR:

NC MOBILITY FEE FUND	2020 ACTUAL	2021 ORIG BUD	2021 REVISED BUD	2021 ACTUAL	2021 PROJECTION	2022 FINAL	PCT CHANGE
000							
6M000000 361161 FFSB4 CD INTERES	-79.41	.00	.00	.00	.00	.00	.0%
TOTAL	-79.41	.00	.00	.00	.00	.00	.0%
408 ZONE 1-EAST OF I-95							
6M408541 324316 MOB-RES-TP	-792,204.10	-966,667.00	-966,667.00	-1,282,161.00	.00	-1,135,544.00	17.5%
6M408541 324326 MOB-COM-TP	-242,661.57	-152,667.00	-152,667.00	-210,716.27	.00	-176,205.00	15.4%
6M408541 361101 INT-BANK	-38,751.15	-25,000.00	-25,000.00	-6,192.78	.00	-20,000.00	-20.0%
6M408541 361161 EVRB5 CD INTERES	-25,738.43	.00	.00	.00	.00	.00	.0%
6M408541 361161 FFSB4 CD INTERES	.00	.00	.00	-8,538.64	.00	.00	.0%
6M408541 399100 CASH FWD	.00	-187,045.00	-187,045.00	.00	.00	-1,374,645.00	634.9%
6M408541 399100 WBEXT CASH FWD	.00	-4,316,600.00	-4,316,600.00	.00	.00	.00	-100.0%
6M408599 399100 CASH FWD	.00	-187,045.00	-902,991.00	.00	.00	-902,991.00	.0%
TOTAL ZONE 1-EAST OF I-95	-1,099,355.25	-5,835,024.00	-6,550,970.00	-1,507,608.69	.00	-3,609,385.00	-44.9%
409 ZONE 3-WEST OF I-95							
6M409541 324316 MOB-RES-TP	-309,468.00	-293,333.00	-293,333.00	-450,848.00	.00	-318,325.00	8.5%
6M409541 324326 MOB-COM-TP	-6,578.00	-14,667.00	-14,667.00	-42,903.60	.00	-15,917.00	8.5%
6M409541 361101 INT-BANK	-11,687.55	-10,000.00	-10,000.00	-1,738.39	.00	-6,000.00	-40.0%
6M409541 399100 CASH FWD	.00	-304,150.00	-304,150.00	.00	.00	-229,000.00	-24.7%
6M409599 399100 CASH FWD	.00	-1,545,957.00	-1,260,800.00	.00	.00	-1,539,750.00	22.1%
TOTAL ZONE 3-WEST OF I-95	-327,733.55	-2,168,107.00	-1,882,950.00	-495,489.99	.00	-2,108,992.00	12.0%
TOTAL NC MOBILITY FEE FUND	-1,427,168.21	-8,003,131.00	-8,433,920.00	-2,003,098.68	.00	-5,718,377.00	-32.2%

09/28/2021 08:32  
6235msaw

BOARD OF COMMISSIONERS  
NEXT YEAR / CURRENT YEAR BUDGET ANALYSIS

P 56  
bgnyrpts

PROJECTION: 20221 2021/2022 BUDGET

FOR PERIOD 99

ACCOUNTS FOR:

WATER & SEWER FUND			2020 ACTUAL	2021 ORIG BUD	2021 REVISED BUD	2021 ACTUAL	2021 PROJECTION	2022 FINAL	PCT CHANGE
000									
71000000	329109	REVIEW FEE	.00	-1,500.00	-1,500.00	.00	.00	-1,545.00	3.0%
71000000	369900	MISC REV	-795.00	-600.00	-600.00	-1,633.26	.00	-1,089.00	81.5%
71000000	389101	INT-BANK	-4,383.60	-20,000.00	-20,000.00	-828.80	.00	-8,284.00	-58.6%
71000000	389101	FFBF INT-BANK	-13,092.86	.00	.00	-6,889.97	.00	.00	.0%
71000000	399100	CASH FWD	.00	-2,126,935.00	-1,057,511.00	.00	.00	-792,324.00	-25.1%
TOTAL			-18,271.46	-2,149,035.00	-1,079,611.00	-9,352.03	.00	-803,242.00	-25.6%
005 GRANTS									
71005535	334350	ABWST ST G S/WW	-189,646.94	.00	.00	-254,894.52	.00	.00	.0%
TOTAL GRANTS			-189,646.94	.00	.00	-254,894.52	.00	.00	.0%
500 WATER & SEWER OPERATIONS									
71500533	343301	WATER-RES	-1,243,646.04	-1,283,688.00	-1,283,688.00	-1,256,240.14	.00	-1,189,313.00	-7.4%
71500533	343302	WATER-COMM	-400,175.48	-357,015.00	-357,015.00	-459,939.87	.00	-427,909.00	19.9%
71500533	343303	WTR-IRRI-R	-6,186.71	-6,451.00	-6,451.00	-6,574.43	.00	-5,989.00	-7.2%
71500533	343304	WATER-FIRE	-22,216.43	-23,746.00	-23,746.00	-25,171.85	.00	-24,546.00	3.4%
71500533	343305	WTR-IRRI-C	-129,370.20	-131,015.00	-131,015.00	-152,042.13	.00	-135,219.00	3.2%
71500533	343308	METER INST	-8,070.00	-12,254.00	-12,254.00	-8,610.00	.00	-12,622.00	3.0%
71500533	343309	SVC INSTAL	-1,272.71	-1,613.00	-1,613.00	.00	.00	-1,661.00	3.0%
71500533	343310	COST METER	-6,179.27	-8,966.00	-8,966.00	-5,126.54	.00	-9,235.00	3.0%
71500533	343314	MTR RELOC	-230.95	-371.00	-371.00	.00	.00	-382.00	3.0%
71500533	369900	MISC REV	-48,258.04	-37,300.00	-37,300.00	-32,915.00	.00	-38,449.00	3.1%
71500533	399100	CASH FWD	.00	-495,268.00	-495,268.00	.00	.00	.00	-100.0%
71500533	399100	BPS CASH FWD	.00	-1,876,000.00	-2,576,704.00	.00	.00	-4,300,000.00	66.9%
71500533	399100	GENER CASH FWD	.00	.00	-85,402.00	.00	.00	-117,138.00	37.2%
71500533	399100	WHSPM CASH FWD	.00	-104,980.00	-104,980.00	.00	.00	.00	-100.0%
71500535	343501	WW-RES	-1,919,434.75	-1,959,131.00	-1,959,131.00	-2,133,772.68	.00	-2,140,558.00	9.3%
71500535	343502	WW-COMMERC	-755,581.26	-772,689.00	-772,689.00	-825,503.69	.00	-735,776.00	-4.8%
71500535	369900	MISC REV	-195.14	-250.00	-250.00	-2,550.75	.00	-10,279.00	4011.6%
71500535	399100	CASH FWD	.00	-1,610,000.00	-1,610,000.00	.00	.00	.00	-100.0%
71500535	399100	EMERG CASH FWD	.00	-180,557.00	-180,557.00	.00	.00	.00	-100.0%
71500535	399100	LSSS CASH FWD	.00	.00	.00	.00	.00	-225,000.00	.0%
71500535	399100	RASS CASH FWD	.00	-186,000.00	-186,000.00	.00	.00	.00	-100.0%
71500535	399100	WWEF CASH FWD	.00	.00	.00	.00	.00	-467,996.00	.0%
71500535	399100	WWSC CASH FWD	.00	-831,253.00	-831,253.00	.00	.00	-423,404.00	-49.1%
71500536	364410	FRP SURP EQUIP	.00	.00	.00	-4,625.00	.00	.00	.0%
71500536	369910	REF PY-EXP	-2,699.02	.00	.00	-55,222.86	.00	.00	.0%
71500536	399100	CASH FWD	.00	.00	-1,016,544.00	.00	.00	.00	-100.0%
71500581	381010	ABWSD TI-GENERAL	.00	.00	.00	.00	.00	-274,130.00	.0%

09/28/2021 08:32  
6235msaw

BOARD OF COMMISSIONERS  
NEXT YEAR / CURRENT YEAR BUDGET ANALYSIS

P 57  
bgnyrpts

PROJECTION: 20221 2021/2022 BUDGET

FOR PERIOD 99

ACCOUNTS FOR:

WATER & SEWER FUND	2020 ACTUAL	2021 ORIG BUD	2021 REVISED BUD	2021 ACTUAL	2021 PROJECTION	2022 FINAL	PCT CHANGE
TOTAL WATER & SEWER OPERATIO	-4,543,516.00	-9,878,547.00	-11,681,197.00	-4,968,294.94	.00	-10,539,606.00	-9.8%
501 NAU IMPACT - CAPITAL							
71501533 324211 IF-RES-PE	-18,785.00	-25,000.00	-25,000.00	-45,305.00	.00	-23,413.00	-6.3%
71501533 324221 IF-COMM-PE	-12,734.40	-15,000.00	-15,000.00	-1,105.00	.00	-1,951.00	-87.0%
71501535 324212 IF-RES-PE	-21,672.00	-25,000.00	-25,000.00	-60,354.85	.00	-32,800.00	31.2%
71501535 324222 IF-COMM-PE	.00	-18,000.00	-18,000.00	.00	.00	.00	-100.0%
TOTAL NAU IMPACT - CAPITAL	-53,191.40	-83,000.00	-83,000.00	-106,764.85	.00	-58,164.00	-29.9%
503 NAU RENEWAL & REPLACEMENT							
71503536 399100 CASH FWD	.00	-215,897.00	-237,572.00	.00	.00	.00	-100.0%
TOTAL NAU RENEWAL & REPLACEM	.00	-215,897.00	-237,572.00	.00	.00	.00	-100.0%
999 RESERVES							
71999599 399100 CASH FWD	.00	.00	.00	.00	.00	-237,572.00	.0%
TOTAL RESERVES	.00	.00	.00	.00	.00	-237,572.00	.0%
TOTAL WATER & SEWER FUND	-4,804,625.80	-12,326,479.00	-13,081,380.00	-5,339,306.34	.00	-11,638,584.00	-11.0%

09/28/2021 08:32  
6235msaw

BOARD OF COMMISSIONERS  
NEXT YEAR / CURRENT YEAR BUDGET ANALYSIS

P 58  
bgnyrpts

PROJECTION: 20221 2021/2022 BUDGET

FOR PERIOD 99

ACCOUNTS FOR:

AMERICAN BEACH W & S DISTRICT	2020 ACTUAL	2021 ORIG BUD	2021 REVISED BUD	2021 ACTUAL	2021 PROJECTION	2022 FINAL	PCT CHANGE
000							
72000000 334350 DEPAL ST G S/WW	.00	.00	.00	.00	.00	-12,000.00	.0%
72000000 381010 ABWSD TI-GENERAL	.00	.00	.00	-331,604.00	.00	.00	.0%
72000000 399100 CASH FWD	.00	.00	.00	.00	.00	-1,274,180.00	.0%
TOTAL AMERICAN BEACH W & S D	.00	.00	.00	-331,604.00	.00	-1,286,180.00	.0%
GRAND TOTAL	-160,612,041.01	-270,642,511.00	-338,278,804.00	-188,958,676.61	.00	-327,883,310.00	-3.1%

\*\* END OF REPORT - Generated by Megan Sawyer \*\*

**FY 2021/2022**

**ADOPTED BUDGET**

**EXPENDITURES**



09/28/2021 08:36  
6235msaw

BOARD OF COMMISSIONERS  
NEXT YEAR / CURRENT YEAR BUDGET ANALYSIS

P 1  
bgnyrpts

PROJECTION: 20221 2021/2022 BUDGET

FOR PERIOD 99

ACCOUNTS FOR:

GENERAL FUND	2020 ACTUAL	2021 ORIG BUD	2021 REVISED BUD	2021 ACTUAL	2021 PROJECTION	2022 FINAL	PCT CHANGE
001	BOARD OF CO COMMISSIONERS						
01001511 511000	247,985.77	259,836.00	259,836.00	246,857.63	.00	266,177.00	2.4%
01001511 521010	15,140.20	16,110.00	16,110.00	14,893.21	.00	16,503.00	2.4%
01001511 521020	3,540.97	3,768.00	3,768.00	3,483.08	.00	3,860.00	2.4%
01001511 522000	125,047.50	127,787.00	127,787.00	115,132.71	.00	136,442.00	6.8%
01001511 523010	16,521.98	27,066.00	10,668.00	8,238.83	.00	10,759.00	.9%
01001511 524010	408.89	6,782.00	6,782.00	5,857.05	.00	6,708.00	-1.1%
01001511 531004	4,850.00	4,850.00	4,850.00	4,850.00	.00	4,850.00	.0%
01001511 531006	75,000.00	75,000.00	75,000.00	75,000.00	.00	75,000.00	.0%
01001511 531016	.00	7,000.00	7,000.00	.00	.00	7,000.00	.0%
01001511 540000	1,050.36	18,283.00	18,233.00	2,650.05	.00	34,589.00	89.7%
01001511 541000	3,862.37	6,640.00	6,640.00	4,714.15	.00	5,400.00	-18.7%
01001511 542000	13.75	100.00	100.00	6.45	.00	100.00	.0%
01001511 544000	9.01	50.00	50.00	6.33	.00	50.00	.0%
01001511 545000	.00	250.00	300.00	300.00	.00	350.00	16.7%
01001511 546000	17.97	50.00	50.00	.00	.00	50.00	.0%
01001511 547000	.00	500.00	500.00	174.00	.00	500.00	.0%
01001511 549000	4,507.40	480.00	480.00	194.00	.00	600.00	25.0%
01001511 549002	4,697.88	4,120.00	4,120.00	3,615.50	.00	4,180.00	1.5%
01001511 552000	329.82	800.00	800.00	625.99	.00	700.00	-12.5%
01001511 552020	24.23	.00	.00	.00	.00	.00	.0%
01001511 552640	620.23	2,500.00	2,500.00	.00	.00	2,500.00	.0%
01001511 552646	321.23	.00	.00	.00	.00	.00	.0%
01001511 554000	9,868.00	10,232.00	10,232.00	10,232.00	.00	10,100.00	-1.3%
01001511 555000	875.00	6,550.00	6,550.00	3,285.00	.00	9,575.00	46.2%
01001511 564000	.00	2,500.00	2,500.00	.00	.00	.00	-100.0%
01001513 531000 VAB	12,504.94	20,000.00	20,000.00	13,708.36	.00	18,000.00	-10.0%
01001513 531017	6,000.00	5,000.00	5,000.00	.00	.00	15,000.00	200.0%
01001513 531050	14,000.00	3,500.00	3,500.00	3,500.00	.00	14,000.00	300.0%
01001513 532000	177,000.00	179,000.00	179,000.00	179,000.00	.00	181,000.00	1.1%
01001513 542000 VAB	23.26	100.00	100.00	.00	.00	100.00	.0%
01001513 546020 VAB	6,608.04	6,620.00	6,620.00	.00	.00	6,620.00	.0%
01001513 549000	32,399.80	38,100.00	38,100.00	16,669.03	.00	38,100.00	.0%
01001513 549002	11,518.34	9,000.00	9,000.00	4,834.19	.00	10,000.00	11.1%
01001513 549002 VAB	583.71	750.00	750.00	.00	.00	750.00	.0%
01001513 549038	.00	2,500.00	2,500.00	.00	.00	.00	-100.0%
01001513 552000 VAB	.00	100.00	100.00	.00	.00	.00	-100.0%
01001519 523010	-21.23	.00	.00	-23.16	.00	.00	.0%
01001519 523020	494,527.54	624,580.00	624,580.00	477,455.94	.00	656,000.00	5.0%
01001519 531000	27,115.71	.00	1,377.00	.00	.00	.00	-100.0%
01001519 531017	.00	15,000.00	15,000.00	.00	.00	.00	-100.0%
01001519 534000	.00	.00	50,000.00	.00	.00	.00	-100.0%

09/28/2021 08:36  
6235msaw

BOARD OF COMMISSIONERS  
NEXT YEAR / CURRENT YEAR BUDGET ANALYSIS

P 2  
bgnyrpts

PROJECTION: 20221 2021/2022 BUDGET

FOR PERIOD 99

ACCOUNTS FOR:

GENERAL FUND			2020 ACTUAL	2021 ORIG BUD	2021 REVISED BUD	2021 ACTUAL	2021 PROJECTION	2022 FINAL	PCT CHANGE
01001519	541000	COMMUNICAT	13,040.82	13,200.00	13,200.00	12,505.59	.00	13,100.00	-.8%
01001519	541040	COM-COMPUT	170,794.00	178,044.00	178,044.00	172,247.76	.00	178,044.00	.0%
01001519	542000	FREIG/POST	.00	575.00	575.00	.00	.00	.00	-100.0%
01001519	545000	INSURANCE	137,717.00	138,146.00	154,044.00	154,043.17	.00	168,516.00	9.4%
01001519	547000	PRINT&BIND	.00	450.00	450.00	.00	.00	.00	-100.0%
01001519	549000	OT CUR CHG	9.47	259.00	259.00	98.70	.00	100.00	-61.4%
01001519	549002	ADVERTISIN	700.04	3,000.00	3,000.00	2,218.10	.00	2,500.00	-16.7%
01001519	549105	F.B. CRA	13,386.37	45,640.00	45,640.00	45,639.78	.00	66,964.00	46.7%
01001519	549403	INS CLAIMS	.00	.00	25,000.00	25,000.00	.00	.00	-100.0%
01001519	552019	SIGNS	6,264.13	.00	8,245.00	.00	.00	.00	-100.0%
01001519	561000	LAND	52,511.61	.00	.00	.00	.00	.00	.0%
01001582	591910	CLERK TR-CONS OF	.00	500.00	500.00	.00	.00	250.00	-50.0%
01001582	591952	VAB FEES-CLERK	14,332.37	18,000.00	18,000.00	10,522.74	.00	17,000.00	-5.6%
TOTAL BOARD OF CO COMMISSION			1,705,708.48	1,883,318.00	1,967,440.00	1,617,536.18	.00	1,982,037.00	.7%
005	GRANTS								
01005525	552640	74C90 EQUIP<\$750	3,448.00	.00	18,990.00	6,325.07	.00	556.00	-97.1%
01005525	552640	CRT20 EQUIP<\$750	4,996.38	.00	.00	.00	.00	.00	.0%
01005525	564000	74C90 EQUIPMENT	.00	.00	20,825.00	42,311.18	.00	16,666.00	-20.0%
01005525	564001	74C90 EQ\$5000 OG	.00	.00	38,739.00	36,397.18	.00	31,217.00	-19.4%
01005525	564002	74C90 EQ50000 OG	.00	.00	95,234.00	88,980.00	.00	88,980.00	-6.6%
01005526	512000	SAF20 REG SALARY	.00	.00	109,243.00	52,436.22	.00	105,624.00	-3.3%
01005526	512000	SAF21 REG SALARY	.00	.00	.00	.00	.00	108,083.00	.0%
01005526	514000	SAF20 OVERTIME	.00	.00	.00	1,650.66	.00	.00	.0%
01005526	514002	SAF20 OT-GARCIA	.00	.00	7,987.00	5,495.85	.00	8,208.00	2.8%
01005526	514002	SAF21 OT-GARCIA	.00	.00	.00	.00	.00	7,902.00	.0%
01005526	521010	SAF20 FICA TAXES	.00	.00	7,268.00	3,578.92	.00	7,057.00	-2.9%
01005526	521010	SAF21 FICA TAXES	.00	.00	.00	.00	.00	7,191.00	.0%
01005526	521020	SAF20 MEDICARE T	.00	.00	1,700.00	836.96	.00	1,651.00	-2.9%
01005526	521020	SAF21 MEDICARE T	.00	.00	.00	.00	.00	1,682.00	.0%
01005526	522000	SAF20 RETIREMENT	.00	.00	28,663.00	14,592.16	.00	29,471.00	2.8%
01005526	522000	SAF21 RETIREMENT	.00	.00	.00	.00	.00	28,359.00	.0%
01005526	523010	SAF20 L & H INS	.00	.00	29,085.00	12,414.15	.00	32,277.00	11.0%
01005526	523010	SAF21 L & H INS	.00	.00	.00	.00	.00	28,776.00	.0%
01005526	524010	SAF20 WKRS COMP	.00	.00	6,147.00	5,229.16	.00	5,805.00	-5.6%
01005526	524010	SAF21 WKRS COMP	.00	.00	.00	.00	.00	6,081.00	.0%
01005526	564001	AFG20 EQ\$5000 OG	.00	.00	28,636.00	28,622.36	.00	.00	-100.0%
01005541	512000	MID17 REG SALARY	21.40	3,151.00	3,122.00	.00	.00	3,122.00	.0%
01005541	521010	MID17 FICA TAXES	1.32	195.00	195.00	.00	.00	195.00	.0%
01005541	521020	MID17 MEDICARE T	.32	46.00	46.00	.00	.00	46.00	.0%
01005541	522000	MID17 RETIREMENT	1.82	267.00	267.00	.00	.00	267.00	.0%
01005541	523010	MID17 L & H INS	3.86	342.00	342.00	.00	.00	342.00	.0%
01005541	524010	MID17 WKRS COMP	.04	6.00	6.00	.00	.00	6.00	.0%

09/28/2021 08:36  
6235msaw

BOARD OF COMMISSIONERS  
NEXT YEAR / CURRENT YEAR BUDGET ANALYSIS

P 3  
bgnyrpts

PROJECTION: 20221 2021/2022 BUDGET

FOR PERIOD 99

ACCOUNTS FOR:

GENERAL FUND	2020 ACTUAL	2021 ORIG BUD	2021 REVISED BUD	2021 ACTUAL	2021 PROJECTION	2022 FINAL	PCT CHANGE
01005629 534000 ADC19 OT CONT SV	5,180.40	494,716.00	494,716.00	55,888.27	.00	463,061.00	-6.4%
01005671 531000 SWEAT PROF SVCS	56,767.18	143,868.00	244,933.00	144,140.50	.00	80,000.00	-67.3%
TOTAL GRANTS	70,420.72	642,591.00	1,136,144.00	498,898.64	.00	1,062,625.00	-6.5%
021 CLERK OF COURTS							
01021512 524010 WKRS COMP	3,680.30	4,186.00	4,351.00	4,350.19	.00	4,323.00	-.6%
01021513 546000 RPR&MAINT	.20	.00	.00	.00	.00	.00	.0%
01021519 523010 L & H INS	332,986.70	455,000.00	454,393.00	352,073.08	.00	567,357.00	24.9%
01021519 545000 INSURANCE	783.00	450.00	892.00	892.00	.00	1,000.00	12.1%
01021582 591910 CLERK TR-CONS OF	2,595,595.00	2,893,574.00	2,893,574.00	2,893,574.00	.00	2,893,574.00	.0%
01021582 591910 COVID TR-CONS OF	.00	.00	65,026.00	65,025.65	.00	.00	-100.0%
01021582 591951 CLERK TT-CLK-VET	65,828.00	84,424.00	84,424.00	84,424.00	.00	69,840.00	-17.3%
TOTAL CLERK OF COURTS	2,998,873.20	3,437,634.00	3,502,660.00	3,400,338.92	.00	3,536,094.00	1.0%
031 SHERIFF							
01031521 523010 L & H INS	1,329,427.86	1,560,300.00	1,547,501.00	1,422,852.99	.00	1,983,000.00	28.1%
01031521 523010 CHP17 L & H INS	10,698.08	10,698.00	10,698.00	8,023.56	.00	.00	-100.0%
01031521 523010 CHP20 L & H INS	.00	33,700.00	33,700.00	22,634.72	.00	35,384.00	5.0%
01031521 524010 WKRS COMP	128,765.60	140,000.00	147,799.00	147,635.54	.00	160,000.00	8.3%
01031521 524010 CHP17 WKRS COMP	5,063.99	.00	.00	.00	.00	.00	.0%
01031521 524010 CHP20 WKRS COMP	.00	6,828.00	6,828.00	5,808.48	.00	7,527.00	10.2%
01031521 545000 INSURANCE	56,807.85	57,400.00	57,400.00	35,890.00	.00	70,861.00	23.5%
01031521 549036 CRMPV CRIME 775.	22,000.00	172,695.00	180,505.00	49,759.00	.00	178,505.00	-1.1%
01031582 591910 CHP17 TR-CONS OF	174,626.82	66,208.00	66,208.00	58,884.27	.00	.00	-100.0%
01031582 591910 CHP20 TR-CONS OF	.00	237,320.00	237,320.00	206,906.74	.00	251,194.00	5.8%
01031582 591910 COVID TR-CONS OF	355,725.00	.00	1,216,017.00	1,216,017.00	.00	.00	-100.0%
01031582 591910 SHERF TR-CONS OF	15,317,791.00	17,445,121.00	17,445,121.00	17,445,121.00	.00	19,297,629.00	10.6%
01031582 591920 TR-SHR VAR	40,910.88	15,038.00	15,038.00	13,381.60	.00	.00	-100.0%
01031582 591935 SHERF TT-SHER SC	72,911.79	100,773.00	100,773.00	54,944.11	.00	101,491.00	.7%
TOTAL SHERIFF	17,514,728.87	19,846,081.00	21,064,908.00	20,687,859.01	.00	22,085,591.00	4.8%
032 DEPT OF CORRECTIONS							
01032523 523010 L & H INS	485,852.35	580,525.00	572,732.00	492,421.09	.00	690,000.00	20.5%
01032523 524010 WKRS COMP	59,999.83	65,000.00	68,162.00	68,161.20	.00	70,000.00	2.7%
01032523 545000 INSURANCE	23,982.99	21,800.00	26,431.00	26,430.26	.00	29,400.00	11.2%
01032523 549611 MEDCL CARE	98,547.00	200,000.00	200,000.00	197,725.16	.00	200,000.00	.0%
01032582 591910 SHERF TR-CONS OF	7,326,018.00	7,924,703.00	7,924,703.00	7,924,702.99	.00	8,535,971.00	7.7%
TOTAL DEPT OF CORRECTIONS	7,994,400.17	8,792,028.00	8,792,028.00	8,709,440.70	.00	9,525,371.00	8.3%
034 DOJ GRANT - VOCA							
01034521 523010 L & H INS	7,215.55	7,820.00	7,820.00	5,742.51	.00	11,059.00	41.4%

09/28/2021 08:36  
6235msaw

BOARD OF COMMISSIONERS  
NEXT YEAR / CURRENT YEAR BUDGET ANALYSIS

P 4  
bgnyrpts

PROJECTION: 20221 2021/2022 BUDGET

FOR PERIOD 99

ACCOUNTS FOR:

GENERAL FUND	2020 ACTUAL	2021 ORIG BUD	2021 REVISED BUD	2021 ACTUAL	2021 PROJECTION	2022 FINAL	PCT CHANGE
01034521 524010 WC	464.80	276.00	276.00	259.13	.00	509.00	84.4%
01034521 541000 COMMUNICAT	480.62	528.00	528.00	483.64	.00	528.00	.0%
01034521 555000 TRAINING	1,274.00	2,000.00	2,000.00	.00	.00	2,000.00	.0%
01034582 591910 SHERF TR-CONS OF	47,626.54	66,496.00	66,496.00	37,557.00	.00	70,054.00	5.4%
TOTAL DOJ GRANT - VOCA	57,061.51	77,120.00	77,120.00	44,042.28	.00	84,150.00	9.1%
041 PROPERTY APPRAISER							
01041513 523010 L & H INS	.00	2,250.00	589.00	.00	.00	.00	-100.0%
01041513 542000 FREIG/POST	18,600.78	22,000.00	22,000.00	19,530.59	.00	20,000.00	-9.1%
01041513 545000 INSURANCE	2,417.60	2,950.00	2,950.00	2,452.00	.00	2,800.00	-5.1%
01041513 546000 RPR&MAINT	.40	.00	.00	.00	.00	.00	.0%
01041513 547000 PRINT&BIND	13,855.26	12,560.00	14,221.00	14,220.99	.00	13,900.00	-2.3%
01041582 591910 COVID TR-CONS OF	.00	.00	21,657.00	21,656.34	.00	43,094.00	99.0%
01041582 591910 PROPA TR-CONS OF	2,063,438.00	2,378,312.00	2,378,312.00	2,378,312.00	.00	2,652,197.00	11.5%
TOTAL PROPERTY APPRAISER	2,098,312.04	2,418,072.00	2,439,729.00	2,436,171.92	.00	2,731,991.00	12.0%
051 TAX COLLECTOR							
01051513 542000 FREIG/POST	3,623.90	4,500.00	4,435.00	.00	.00	4,200.00	-5.3%
01051513 545000 INSURANCE	866.00	800.00	865.00	865.00	.00	1,000.00	15.6%
01051582 591910 TAXCO TC COMMISS	2,391,371.04	3,321,634.00	3,321,634.00	2,564,010.71	.00	3,550,825.00	6.9%
01051582 591960 COVID T/O TAX CO	1,872.00	.00	86,526.00	86,526.00	.00	.00	-100.0%
01051582 591960 TAXCO T/O TAX CO	.00	.00	67,890.00	67,889.86	.00	.00	-100.0%
TOTAL TAX COLLECTOR	2,397,732.94	3,326,934.00	3,481,350.00	2,719,291.57	.00	3,556,025.00	2.1%
061 SUPR OF ELECT-ADM/REG							
01061513 523010 L & H INS	57,294.82	114,674.00	114,609.00	52,560.10	.00	140,809.00	22.9%
01061513 523010 COVID L & H INS	2,884.34	.00	254.00	2,513.46	.00	.00	-100.0%
01061513 524010 WKRS COMP	1,204.61	1,295.00	1,360.00	1,359.96	.00	4,372.00	221.5%
01061582 591910 ADAOS TR-CONS OF	.00	175,000.00	175,000.00	.00	.00	175,000.00	.0%
01061582 591910 COVID TR-CONS OF	.00	.00	108,305.00	108,305.00	.00	.00	-100.0%
01061582 591910 SOE T/O SOE	2,751,160.00	2,359,366.00	2,359,366.00	2,359,366.44	.00	2,421,995.00	2.7%
TOTAL SUPR OF ELECT-ADM/REG	2,812,543.77	2,650,335.00	2,758,894.00	2,524,104.96	.00	2,742,176.00	-.6%
072 MAINT-DETENTION CENTER							
01072523 531000 PROF SVCS	2,500.00	9,000.00	139,690.00	.00	.00	5,000.00	-96.4%
01072523 544000 RENT&LEASE	9,871.92	5,500.00	5,500.00	5,110.00	.00	3,000.00	-45.5%
01072523 545000 INSURANCE	209.18	250.00	452.00	451.35	.00	500.00	10.6%
01072523 546000 RPR&MAINT	288,992.18	266,191.00	265,989.00	126,118.19	.00	164,437.00	-38.2%
01072523 546020 MAIN SVC C	23,120.10	108,597.00	108,597.00	101,640.31	.00	100,458.00	-7.5%
01072523 546036 R&M-GENERA	10,703.50	15,390.00	15,390.00	4,649.75	.00	15,268.00	-.8%

09/28/2021 08:36  
6235msaw

BOARD OF COMMISSIONERS  
NEXT YEAR / CURRENT YEAR BUDGET ANALYSIS

P 5  
bgnyrpts

PROJECTION: 20221 2021/2022 BUDGET

FOR PERIOD 99

ACCOUNTS FOR:

GENERAL FUND	2020 ACTUAL	2021 ORIG BUD	2021 REVISED BUD	2021 ACTUAL	2021 PROJECTION	2022 FINAL	PCT CHANGE
01072523 549000 OT CUR CHG	25.00	1,700.00	1,700.00	848.62	.00	1,700.00	.0%
01072523 552000 MISC SUPPL	721.74	2,000.00	2,000.00	157.84	.00	1,300.00	-35.0%
01072523 552020 GAS/OIL&LU	.00	500.00	500.00	.00	.00	500.00	.0%
01072523 552030 JANITOR SU	.00	200.00	200.00	.00	.00	200.00	.0%
01072523 562000 DCL&P BUILDINGS	.00	.00	157,550.00	402.60	.00	.00	-100.0%
01072523 562002 BLDG IMPRO	.00	287,460.00	287,460.00	.00	.00	.00	-100.0%
01072523 562002 CLATR BLDG IMPRO	280,545.00	376,575.00	716,219.00	376,574.55	.00	.00	-100.0%
01072523 564000 EQUIPMENT	3,118.80	.00	.00	.00	.00	.00	.0%
01072523 564001 EQ\$5000 OG	18,960.81	.00	.00	.00	.00	128,000.00	.0%
01072523 564002 GENER EQ50000 OG	60,017.50	.00	85,783.00	2,600.00	.00	.00	-100.0%
01072523 564002 UPSEC EQ50000 OG	121,948.15	.00	16,521.00	.00	.00	.00	-100.0%
TOTAL MAINT-DETENTION CENTER	820,733.88	1,073,363.00	1,803,551.00	618,553.21	.00	420,363.00	-76.7%
073 MAINT-OTHER CNTY FACILITIES							
01073519 512000 REG SALARY	1,676,251.39	1,901,033.00	1,977,908.00	1,711,646.87	.00	2,102,445.00	6.3%
01073519 512000 COVID REG SALARY	16,331.26	.00	9,683.00	18,119.63	.00	.00	-100.0%
01073519 512002 SAL ON CAL	.00	8,838.00	8,838.00	7,720.00	.00	8,969.00	1.5%
01073519 514000 OVERTIME	12,459.70	33,336.00	33,336.00	33,088.65	.00	26,000.00	-22.0%
01073519 514000 COVID OVERTIME	.00	.00	1,644.00	1,643.43	.00	.00	-100.0%
01073519 514001 DOUBLE TIM	.00	.00	203.00	203.01	.00	.00	-100.0%
01073519 514001 COVID DOUBLE TIM	104,047.78	.00	54,067.00	54,066.13	.00	.00	-100.0%
01073519 521010 FICA TAXES	101,565.48	120,479.00	125,246.00	105,486.09	.00	132,520.00	5.8%
01073519 521010 COVID FICA TAXES	7,258.91	.00	3,932.00	4,447.91	.00	.00	-100.0%
01073519 521020 MEDICARE T	23,753.31	28,176.00	29,291.00	24,670.47	.00	30,992.00	5.8%
01073519 521020 COVID MEDICARE T	1,697.76	.00	920.00	1,040.28	.00	.00	-100.0%
01073519 522000 RETIREMENT	155,856.38	193,104.00	200,792.00	187,403.72	.00	240,743.00	19.9%
01073519 522000 COVID RETIREMENT	11,373.96	.00	6,742.00	7,700.80	.00	.00	-100.0%
01073519 523010 L & H INS	278,676.01	369,824.00	396,890.00	316,487.08	.00	477,677.00	20.4%
01073519 523010 COVID L & H INS	14,704.44	.00	10,647.00	12,315.57	.00	.00	-100.0%
01073519 524010 WKRS COMP	62,633.36	68,300.00	72,850.00	71,533.20	.00	64,000.00	-12.1%
01073519 525000 UNEMP COMP	.00	.00	413.00	412.50	.00	.00	-100.0%
01073519 531000 PROF SVCS	9,870.00	20,500.00	20,500.00	1,785.00	.00	20,500.00	.0%
01073519 531031 EMPLOY PHY	300.00	.00	750.00	600.00	.00	300.00	-60.0%
01073519 531035 DRUG TEST	280.00	750.00	750.00	435.00	.00	500.00	-33.3%
01073519 534000 OT CONT SV	2,642.86	11,366.00	14,866.00	4,868.00	.00	9,368.00	-37.0%
01073519 534103 CS-CLEANIG	4,250.00	.00	.00	.00	.00	.00	.0%
01073519 540000 TRAV&PDIEM	112.52	275.00	275.00	179.00	.00	263.00	-4.4%
01073519 541000 COMMUNICAT	22,156.35	29,226.00	29,226.00	23,095.26	.00	31,089.00	6.4%
01073519 542000 FREIG/POST	40.58	55.00	55.00	38.27	.00	55.00	.0%
01073519 543000 UTILITY SV	71,785.56	111,814.00	111,814.00	73,550.76	.00	79,000.00	-29.3%
01073519 544000 RENT&LEASE	7,431.43	14,094.00	14,094.00	5,225.70	.00	46,582.00	230.5%
01073519 545000 INSURANCE	36,699.68	42,150.00	44,753.00	44,753.00	.00	50,950.00	13.8%
01073519 546000 RPR&MAINT	212,321.66	253,480.00	287,432.00	162,681.97	.00	361,041.00	25.6%

09/28/2021 08:36  
6235msaw

BOARD OF COMMISSIONERS  
NEXT YEAR / CURRENT YEAR BUDGET ANALYSIS

P 6  
bgnyrpts

PROJECTION: 20221 2021/2022 BUDGET

FOR PERIOD 99

ACCOUNTS FOR:

GENERAL FUND	2020 ACTUAL	2021 ORIG BUD	2021 REVISED BUD	2021 ACTUAL	2021 PROJECTION	2022 FINAL	PCT CHANGE
01073519 546000 C0094 RPR&MAINT	.00	.00	.00	.00	.00	50,400.00	.0%
01073519 546020 MAIN SVC C	3,303.38	56,812.00	58,109.00	39,493.41	.00	59,726.00	2.8%
01073519 546030 AIRRP R&M-BLDGS	51,995.52	.00	.00	.00	.00	.00	.0%
01073519 546030 C0090 R&M-BLDGS	.00	.00	.00	.00	.00	240,000.00	.0%
01073519 546036 R&M-GENERA	10,198.46	20,490.00	41,467.00	41,466.19	.00	40,231.00	-3.0%
01073519 546040 R&M-TRUCK	13,396.66	18,000.00	18,000.00	11,522.06	.00	18,000.00	.0%
01073519 546050 R&M-EQUIP	10,267.64	13,200.00	13,200.00	11,148.05	.00	13,200.00	.0%
01073519 546104 R & M-PUBL	10,478.19	12,665.00	12,665.00	7,976.69	.00	12,665.00	.0%
01073519 546710 GROUNDS UP	641.42	9,000.00	9,000.00	2,643.38	.00	9,000.00	.0%
01073519 547000 PRINT&BIND	577.20	1,500.00	1,500.00	116.00	.00	600.00	-60.0%
01073519 549000 OT CUR CHG	24,107.48	500.00	1,320.00	371.64	.00	500.00	-62.1%
01073519 549002 ADVERTISIN	807.64	500.00	2,106.00	2,122.68	.00	500.00	-76.3%
01073519 549061 UNIFORM RE	3,574.46	4,680.00	4,680.00	4,596.00	.00	4,805.00	2.7%
01073519 549081 BACKGROUND	462.25	796.00	796.00	571.50	.00	796.00	.0%
01073519 551000 OFFICE SUP	5,344.57	7,000.00	7,000.00	3,618.66	.00	5,600.00	-20.0%
01073519 552000 MISC SUPPL	9,309.00	24,760.00	24,760.00	9,471.37	.00	17,600.00	-28.9%
01073519 552020 GAS/OIL&LU	37,257.06	50,000.00	50,000.00	45,042.43	.00	50,000.00	.0%
01073519 552030 JANITOR SU	11,481.36	20,000.00	20,000.00	10,905.89	.00	20,000.00	.0%
01073519 552040 TOOLS&SMI	11,746.21	30,000.00	30,000.00	10,646.04	.00	30,100.00	.3%
01073519 552050 UNIFORMS	5,807.90	4,140.00	4,140.00	3,208.50	.00	4,400.00	6.3%
01073519 552051 SAFETY APP	4,650.00	5,550.00	5,850.00	5,850.00	.00	5,550.00	-5.1%
01073519 552640 EQUIP<\$750	13,670.26	11,790.00	13,184.00	6,069.27	.00	7,000.00	-46.9%
01073519 554000 DUES/SUBSC	4,026.99	6,785.00	6,785.00	6,176.72	.00	4,100.00	-39.6%
01073519 555000 TRAINING	.00	650.00	2,000.00	2,000.00	.00	700.00	-65.0%
01073519 562000 BUILDINGS	.00	.00	7,053.00	.00	.00	7,052.00	.0%
01073519 562000 C0092 BUILDINGS	.00	.00	.00	.00	.00	70,000.00	.0%
01073519 562002 C0093 BLDG IMPRO	.00	.00	.00	.00	.00	167,200.00	.0%
01073519 564000 EQUIPMENT	14,951.91	.00	5,070.00	4,679.73	.00	2,526.00	-50.2%
01073519 564001 EQ\$5000 OG	104,553.10	122,068.00	122,068.00	117,738.75	.00	10,000.00	-91.8%
01073519 564001 AIRRP EQ\$5000 OG	.00	.00	.00	.00	.00	20,000.00	.0%
01073519 564001 FRP EQ\$5000 OG	38,010.50	.00	.00	.00	.00	.00	.0%
TOTAL MAINT-OTHER CNTY FACIL	3,233,609.54	3,627,686.00	3,918,670.00	3,222,632.26	.00	4,555,245.00	16.2%
074 MAINT-JUDICIAL/HCH							
01074712 531000 PROF SVCS	3,250.00	10,000.00	10,000.00	.00	.00	6,500.00	-35.0%
01074712 534000 OT CONV SV	1,884.00	1,884.00	1,949.00	1,884.00	.00	1,884.00	-3.3%
01074712 534013 CS-LANDSCA	29,390.04	35,737.00	35,737.00	31,700.43	.00	53,796.00	50.5%
01074712 541000 COMMUNICAT	1,876.50	2,000.00	2,000.00	1,274.80	.00	1,900.00	-5.0%
01074712 543000 UTILITY SV	150,121.33	188,580.00	188,580.00	164,363.97	.00	181,700.00	-3.6%
01074712 544000 RENT&LEASE	6,060.46	4,590.00	4,590.00	4,566.11	.00	4,830.00	5.2%
01074712 545000 INSURANCE	69,664.35	59,500.00	77,512.00	77,511.35	.00	90,000.00	16.1%
01074712 546000 RPR&MAINT	67,342.89	172,480.00	149,403.00	108,932.51	.00	129,480.00	-13.3%
01074712 546020 MAIN SVC C	89,645.60	90,342.00	90,342.00	90,225.53	.00	90,342.00	.0%

09/28/2021 08:36  
6235msaw

BOARD OF COMMISSIONERS  
NEXT YEAR / CURRENT YEAR BUDGET ANALYSIS

P 7  
bgnyrpts

PROJECTION: 20221 2021/2022 BUDGET

FOR PERIOD 99

ACCOUNTS FOR:

GENERAL FUND	2020 ACTUAL	2021 ORIG BUD	2021 REVISED BUD	2021 ACTUAL	2021 PROJECTION	2022 FINAL	PCT CHANGE
01074712 546030 AIRRP R&M-BLDGS	64,646.89	.00	.00	.00	.00	.00	.0%
01074712 546036 R&M-GENERA	5,621.82	4,850.00	9,850.00	7,075.73	.00	4,850.00	-50.8%
01074712 549000 OT CUR CHG	640.00	990.00	990.00	640.00	.00	990.00	.0%
01074712 549403 INS CLAIMS	25,000.00	.00	.00	.00	.00	.00	.0%
01074712 552000 MISC SUPPL	6,251.75	9,190.00	9,190.00	4,471.08	.00	6,400.00	-30.4%
01074712 552020 GAS/OIL&LU	31.30	300.00	300.00	.00	.00	300.00	.0%
01074712 552030 JANITOR SU	15,099.90	18,000.00	18,000.00	11,898.69	.00	20,000.00	11.1%
01074712 562002 BLDG IMPRO	.00	247,400.00	247,400.00	12.50	.00	79,978.00	-67.7%
01074712 564001 AIRRP EQ\$5000 OG	.00	.00	.00	.00	.00	49,770.00	.0%
01074712 564002 EQ50000 OG	.00	300,000.00	300,000.00	293,717.00	.00	191,102.00	-36.3%
01074712 564002 AIRRP EQ50000 OG	14,480.97	.00	.00	.00	.00	.00	.0%
TOTAL MAINT-JUDICIAL/HCH	551,007.80	1,145,843.00	1,145,843.00	798,273.70	.00	913,822.00	-20.2%
075 MAINT-P&R/BEACH							
01075572 531000 PROF SVCS	15,335.00	6,000.00	25,450.00	2,090.00	.00	10,000.00	-60.7%
01075572 531000 CBPI PROF SVCS	.00	.00	2,250.00	.00	.00	.00	-100.0%
01075572 534000 OT CONT SV	147,354.64	613,478.00	618,678.00	618,457.01	.00	670,714.00	8.4%
01075572 534104 CS-RESTROO	9,450.00	.00	.00	.00	.00	.00	.0%
01075572 541000 COMMUNICAT	.00	300.00	300.00	.04	.00	.00	-100.0%
01075572 542000 FREIG/POST	27.50	55.00	55.00	.00	.00	55.00	.0%
01075572 543000 UTILITY SV	39,833.88	67,880.00	67,880.00	39,001.55	.00	44,800.00	-34.0%
01075572 543731 UT-BALLFLD	37,574.50	65,000.00	65,000.00	50,357.65	.00	65,000.00	.0%
01075572 543741 UT-HILLCPK	12,114.42	15,000.00	15,000.00	10,531.49	.00	15,000.00	.0%
01075572 543742 UT-BRYC BP	5,546.88	8,000.00	8,000.00	5,485.49	.00	8,000.00	.0%
01075572 543751 UT-CALLBPK	21,792.99	25,000.00	29,643.00	29,642.60	.00	25,000.00	-15.7%
01075572 544000 RENT&LEASE	9,751.65	19,220.00	21,720.00	21,682.69	.00	12,520.00	-42.4%
01075572 545000 INSURANCE	32,706.00	30,100.00	36,405.00	36,404.34	.00	40,750.00	11.9%
01075572 546000 RPR&MAINT	89,926.00	147,700.00	96,517.00	54,767.86	.00	165,400.00	71.4%
01075572 546000 CBPI RPR&MAINT	.00	.00	26,250.00	.00	.00	.00	-100.0%
01075572 546020 MAIN SVC C	2,850.00	3,400.00	3,400.00	3,150.00	.00	3,400.00	.0%
01075572 546040 R&M-TRUCK	2,495.14	6,000.00	6,000.00	1,992.69	.00	6,000.00	.0%
01075572 546050 R&M-EQUIP	2,506.48	7,000.00	7,000.00	2,391.24	.00	7,000.00	.0%
01075572 546706 R&M-NSOUND	15,000.00	15,000.00	15,000.00	15,000.00	.00	15,000.00	.0%
01075572 546710 GROUNDS UP	24,994.82	45,000.00	45,000.00	28,137.92	.00	50,000.00	11.1%
01075572 549000 OT CUR CHG	140.00	100.00	1,729.00	1,728.60	.00	100.00	-94.2%
01075572 549722 ADMIN-CARY	.00	300.00	300.00	.00	.00	300.00	.0%
01075572 552000 MISC SUPPL	369.50	2,000.00	2,000.00	1,499.34	.00	2,125.00	6.3%
01075572 552020 GAS/OIL&LU	12,827.87	35,000.00	35,000.00	13,379.82	.00	34,000.00	-2.9%
01075572 552030 JANITOR SU	3,595.50	10,200.00	10,200.00	7,231.12	.00	17,400.00	70.6%
01075572 552640 EQUIP<\$750	.00	.00	1,600.00	1,174.81	.00	4,985.00	211.6%
01075572 552640 PKDON EQUIP<\$750	.00	.00	.00	.00	.00	1,500.00	.0%
01075572 562000 BUILDINGS	30,833.38	.00	6,000.00	5,663.50	.00	.00	-100.0%
01075572 562002 PPBPP BLDG IMPRO	.00	.00	52,711.00	.00	.00	.00	-100.0%





09/28/2021 08:36  
6235msaw

BOARD OF COMMISSIONERS  
NEXT YEAR / CURRENT YEAR BUDGET ANALYSIS

P 9  
bgnyrpts

PROJECTION: 20221 2021/2022 BUDGET

FOR PERIOD 99

ACCOUNTS FOR:

GENERAL FUND	2020 ACTUAL	2021 ORIG BUD	2021 REVISED BUD	2021 ACTUAL	2021 PROJECTION	2022 FINAL	PCT CHANGE
01099581 591040 ALERT TO-MSF	161,865.00	.00	.00	.00	.00	.00	.0%
01099581 591040 BPEXT TO-MSF	110,823.00	.00	.00	.00	.00	.00	.0%
01099581 591040 BRUSH TO-MSF	156,030.00	.00	.00	.00	.00	.00	.0%
01099581 591040 DECSN TO-MSF	.00	149,207.00	149,207.00	.00	.00	.00	-100.0%
01099581 591040 DIESL TO-MSF	95,000.00	.00	.00	.00	.00	.00	.0%
01099581 591040 FRP TO-MSF	800,384.00	606,300.00	606,300.00	606,300.00	.00	.00	-100.0%
01099581 591040 ONECT TO-MSF	.00	326,136.00	326,136.00	326,136.00	.00	.00	-100.0%
01099581 591040 TANKR TO-MSF	375,144.00	.00	.00	.00	.00	.00	.0%
01099581 591040 VSBLD TO-MSF	38,786.00	.00	.00	.00	.00	.00	.0%
01099581 591230 TO-LEGAL A	59,632.37	59,910.00	59,910.00	59,910.00	.00	66,910.00	11.7%
01099581 591580 TO-DS-COMP	2,324,750.00	2,325,000.00	2,325,000.00	2,325,000.00	.00	2,322,000.00	-.1%
01099581 591630 C0004 TO-CP-TRAN	.00	.00	.00	.00	.00	631,366.00	.0%
01099581 591630 C0005 TO-CP-TRAN	.00	.00	.00	.00	.00	200,054.00	.0%
01099581 591630 C0057 TO-CP-TRAN	.00	.00	.00	.00	.00	219,595.00	.0%
01099581 591630 L&O TO-CP-TRAN	.00	.00	.00	.00	.00	3,900,000.00	.0%
01099581 591630 PDCII TO-CP-TRAN	.00	1,386,336.00	1,386,336.00	1,386,336.00	.00	.00	-100.0%
01099581 591630 WBEXT TO-CP-TRAN	.00	2,883,400.00	2,883,400.00	2,883,400.00	.00	189,000.00	-93.4%
01099581 591630 WBRND TO-CP-TRAN	600,000.00	.00	.00	.00	.00	.00	.0%
01099581 591680 C0145 TO-CP	.00	.00	.00	.00	.00	3,000,000.00	.0%
01099581 591680 PSTC TO-CP-SADL	527,976.00	.00	353,230.00	353,230.00	.00	.00	-100.0%
01099581 591680 ST71 TO-CP-SADL	300,000.00	.00	.00	.00	.00	.00	.0%
01099581 591680 WSRP TO-CP-SADL	2,705,344.00	.00	.00	.00	.00	.00	.0%
01099581 591710 ABWSD T/O NAU	.00	.00	.00	.00	.00	274,130.00	.0%
01099581 591720 ABWSD T/O-ABWSDE	.00	.00	.00	.00	.00	.00	.0%
<b>TOTAL TRANSFER OUTS</b>	<b>10,542,884.37</b>	<b>8,959,889.00</b>	<b>9,313,119.00</b>	<b>9,452,576.00</b>	<b>.00</b>	<b>12,338,785.00</b>	<b>32.5%</b>
121 COUNTY MANAGER							
01121512 512000 REG SALARY	329,670.28	639,421.00	539,196.00	409,363.48	.00	775,431.00	43.8%
01121512 512000 COVID REG SALARY	1,129.37	.00	.00	.00	.00	.00	.0%
01121512 512003 SALARIES-O	.00	.00	3,193.00	4,965.80	.00	9,453.00	196.1%
01121512 513000 SALARY-N/R	.00	.00	19,500.00	.00	.00	.00	-100.0%
01121512 514000 OVERTIME	.00	.00	1,143.00	1,142.04	.00	.00	-100.0%
01121512 514000 COVID OVERTIME	.00	.00	319.00	319.00	.00	.00	-100.0%
01121512 514001 COVID DOUBLE TIM	946.10	.00	1,107.00	1,106.60	.00	.00	-100.0%
01121512 521010 FICA TAXES	17,405.86	39,644.00	31,098.00	23,579.72	.00	48,663.00	56.5%
01121512 521010 COVID FICA TAXES	58.61	.00	88.00	87.14	.00	.00	-100.0%
01121512 521020 MEDICARE T	4,647.03	9,272.00	9,272.00	5,953.98	.00	11,381.00	22.7%
01121512 521020 COVID MEDICARE T	13.71	.00	21.00	20.38	.00	.00	-100.0%
01121512 522000 RETIREMENT	46,175.61	144,989.00	144,989.00	64,930.24	.00	125,676.00	-13.3%
01121512 522000 COVID RETIREMENT	96.14	.00	143.00	142.57	.00	.00	-100.0%
01121512 522802 ANNU-ICMA	22,454.75	.00	3,807.00	5,922.00	.00	11,000.00	188.9%
01121512 523010 L & H INS	25,172.69	65,328.00	65,328.00	57,223.64	.00	99,657.00	52.5%
01121512 523010 COVID L & H INS	94.51	.00	278.00	277.76	.00	.00	-100.0%

09/28/2021 08:36  
6235msaw

BOARD OF COMMISSIONERS  
NEXT YEAR / CURRENT YEAR BUDGET ANALYSIS

P 10  
bgnyrpts

PROJECTION: 20221 2021/2022 BUDGET

FOR PERIOD 99

ACCOUNTS FOR:

GENERAL FUND	2020 ACTUAL	2021 ORIG BUD	2021 REVISED BUD	2021 ACTUAL	2021 PROJECTION	2022 FINAL	PCT CHANGE
01121512 524010							
01121512 531000	33,730.50	10,000.00	52,920.00	52,369.50	.00	211,000.00	298.7%
01121512 534000	135.37	.00	.00	.00	.00	.00	.0%
01121512 540000	2,904.84	19,382.00	17,282.00	2,902.91	.00	17,531.00	1.4%
01121512 541000	849.44	4,142.00	4,142.00	3,186.29	.00	900.00	-78.3%
01121512 542000	27.50	100.00	307.00	216.47	.00	250.00	-18.6%
01121512 544000	64.63	30.00	3,630.00	1,652.58	.00	3,646.00	.4%
01121512 545000	.00	100.00	100.00	.00	.00	100.00	.0%
01121512 546000	34.09	200.00	200.00	.00	.00	200.00	.0%
01121512 546020	1,158.00	883.00	2,660.00	2,133.33	.00	3,160.00	18.8%
01121512 547000	.00	500.00	500.00	335.00	.00	100.00	-80.0%
01121512 549000	.00	2,180.00	8,580.00	7,866.46	.00	6,500.00	-24.2%
01121512 549002	314.03	500.00	4,400.00	765.60	.00	6,000.00	36.4%
01121512 549081	.00	.00	68.00	67.50	.00	.00	-100.0%
01121512 551000	664.39	750.00	1,450.00	59.90	.00	700.00	-51.7%
01121512 552000	1,163.76	2,500.00	2,900.00	2,682.55	.00	1,600.00	-44.8%
01121512 552020	44.03	75.00	125.00	84.33	.00	75.00	-40.0%
01121512 552640	1,240.39	3,000.00	3,500.00	1,769.54	.00	3,000.00	-14.3%
01121512 552646	2,296.95	.00	51.00	51.00	.00	.00	-100.0%
01121512 554000	2,550.71	11,663.00	11,663.00	7,496.81	.00	2,600.00	-77.7%
01121512 555000	4,471.48	6,625.00	6,625.00	3,998.00	.00	11,175.00	68.7%
01121512 564000	1,406.00	.00	20,000.00	9,798.02	.00	20,000.00	.0%
TOTAL COUNTY MANAGER	501,589.08	962,371.00	961,672.00	673,538.14	.00	1,371,054.00	42.6%
122 HUMAN RESOURCES DEPARTMENT							
01122513 512000	348,497.85	391,791.00	391,791.00	367,262.33	.00	418,131.00	6.7%
01122513 512000 COVID	29,983.21	.00	1,116.00	1,115.64	.00	.00	-100.0%
01122513 513000	3,926.25	10,000.00	10,000.00	6,897.50	.00	10,000.00	.0%
01122513 514000	.00	1,545.00	1,545.00	887.86	.00	1,545.00	.0%
01122513 514001 COVID	156.42	.00	917.00	916.74	.00	.00	-100.0%
01122513 521010	21,180.93	25,007.00	25,007.00	22,703.49	.00	26,640.00	6.5%
01122513 521010 COVID	1,809.02	.00	124.00	123.03	.00	.00	-100.0%
01122513 521020	4,953.48	5,848.00	5,848.00	5,309.66	.00	6,230.00	6.5%
01122513 521020 COVID	423.06	.00	29.00	28.77	.00	.00	-100.0%
01122513 522000	49,890.27	58,902.00	58,902.00	56,892.33	.00	67,444.00	14.5%
01122513 522000 COVID	2,751.93	.00	204.00	203.24	.00	.00	-100.0%
01122513 523010	46,430.95	58,348.00	52,852.00	51,182.93	.00	314,341.00	494.8%
01122513 523010 COVID	4,949.37	.00	506.00	505.75	.00	.00	-100.0%
01122513 524010	626.76	666.00	701.00	700.97	.00	669.00	-4.6%
01122513 531037	7,104.00	7,910.00	10,428.00	12,052.90	.00	7,910.00	-24.1%
01122513 531201	.00	3,637.00	3,637.00	.00	.00	38,637.00	962.3%
01122513 534000	72,206.73	72,000.00	72,000.00	72,000.00	.00	72,000.00	.0%
01122513 540000	4,212.54	5,605.00	5,605.00	1,607.02	.00	4,595.00	-18.0%

09/28/2021 08:36  
6235msaw

BOARD OF COMMISSIONERS  
NEXT YEAR / CURRENT YEAR BUDGET ANALYSIS

P 11  
bgnyrpts

PROJECTION: 20221 2021/2022 BUDGET

FOR PERIOD 99

ACCOUNTS FOR:

GENERAL FUND	2020 ACTUAL	2021 ORIG BUD	2021 REVISED BUD	2021 ACTUAL	2021 PROJECTION	2022 FINAL	PCT CHANGE
01122513 541000	COMMUNICAT	651.26	708.00	1,208.00	965.59	.00	700.00 -42.1%
01122513 542000	FREIG/POST	1,636.59	2,640.00	2,640.00	1,568.20	.00	2,004.00 -24.1%
01122513 544000	RENTALS/LE	2,096.76	1,800.00	1,800.00	1,144.34	.00	4,176.00 132.0%
01122513 545000	INSURANCE	31,790.00	30,700.00	35,911.00	35,910.59	.00	40,200.00 11.9%
01122513 546000	REPAIRS &	114.95	400.00	400.00	.00	.00	400.00 .0%
01122513 546020	MAIN SVC C	16,470.64	18,236.00	15,718.00	14,120.54	.00	17,416.00 10.8%
01122513 547000	PRINTING &	218.00	1,100.00	1,100.00	299.00	.00	800.00 -27.3%
01122513 549000	OTHER CURR	1,956.71	2,640.00	2,620.00	2,096.34	.00	2,040.00 -22.1%
01122513 549081	BACKGROUND	.00	.00	38.00	37.50	.00	.00 -100.0%
01122513 549973 AWP19	WELLNESS	36,716.92	.00	.00	.00	.00	.00 .0%
01122513 549973 AWP20	WELLNESS	4,247.10	71,102.00	70,753.00	70,397.70	.00	.00 -100.0%
01122513 549973 AWP21	WELLNESS	.00	75,000.00	75,000.00	13,312.45	.00	107,345.00 43.1%
01122513 549973 AWP22	WELLNESS	.00	.00	.00	.00	.00	75,000.00 .0%
01122513 549973 WELLP	WELLNESS	7,953.26	121,888.00	185,551.00	1,131.58	.00	183,855.00 -.9%
01122513 551000	OFFICE SUP	2,200.48	2,800.00	2,800.00	2,402.14	.00	2,800.00 .0%
01122513 552000	MISCELLANE	2,671.53	5,000.00	4,962.00	2,584.38	.00	4,000.00 -19.4%
01122513 552020	GAS, OIL &	72.06	300.00	300.00	87.30	.00	300.00 .0%
01122513 552640	EQUIPMENT	4,525.37	700.00	700.00	399.13	.00	700.00 .0%
01122513 552646	SOFTWARE	238.50	.00	.00	.00	.00	.00 .0%
01122513 554000	DUES/SUBSC	2,114.00	1,876.00	2,146.00	2,144.46	.00	2,800.00 30.5%
01122513 555000	TRAINING	2,018.00	6,043.00	5,543.00	2,455.18	.00	3,970.00 -28.4%
01122513 555002	O/S TRAIN	1,195.00	2,000.00	2,000.00	1,500.00	.00	4,150.00 107.5%
01122513 564000	EQUIPMENT	3,035.98	.00	.00	1,376.27	.00	.00 .0%
TOTAL HUMAN RESOURCES DEPART		721,025.88	986,192.00	1,052,402.00	754,322.85	.00	1,420,798.00 35.0%
132 MANAGEMENT INFORMATION SYSTEMS							
01132516 512000	REG SALARY	184,167.65	202,875.00	240,676.00	230,585.17	.00	452,866.00 88.2%
01132516 512000 COVID	REG SALARY	11,781.96	.00	.00	.00	.00	.00 .0%
01132516 514000	OVERTIME	105.58	2,060.00	2,060.00	1,579.71	.00	10,918.00 430.0%
01132516 514000 COVID	OVERTIME	.00	.00	538.00	537.61	.00	.00 -100.0%
01132516 514001 COVID	DOUBLE TIM	45.72	.00	144.00	143.36	.00	.00 -100.0%
01132516 521010	FICA TAXES	10,758.17	12,706.00	15,050.00	13,633.64	.00	28,755.00 91.1%
01132516 521010 COVID	FICA TAXES	714.26	.00	39.00	38.32	.00	.00 -100.0%
01132516 521020	MEDICARE T	2,516.04	2,972.00	3,520.00	3,188.48	.00	6,725.00 91.1%
01132516 521020 COVID	MEDICARE T	167.02	.00	9.00	8.96	.00	.00 -100.0%
01132516 522000	RETIREMENT	16,353.37	20,493.00	24,273.00	23,122.67	.00	50,182.00 106.7%
01132516 522000 COVID	RETIREMENT	1,091.74	.00	69.00	68.65	.00	.00 -100.0%
01132516 523010	L & H INS	22,349.45	27,130.00	36,152.00	19,645.16	.00	64,341.00 78.0%
01132516 523010 COVID	L & H INS	1,509.91	.00	188.00	187.94	.00	.00 -100.0%
01132516 524010	WKRS COMP	324.00	345.00	427.00	362.97	.00	724.00 69.6%
01132516 531000	PROF SVCS	.00	25,020.00	37,540.00	1,368.75	.00	17,400.00 -53.6%
01132516 534000	OT CONT SV	127.99	.00	.00	.00	.00	.00 .0%
01132516 540000	TRAVEL & P	192.92	3,886.00	3,340.00	.00	.00	2,291.00 -31.4%

09/28/2021 08:36  
6235msaw

BOARD OF COMMISSIONERS  
NEXT YEAR / CURRENT YEAR BUDGET ANALYSIS

P 12  
bgnyrpts

PROJECTION: 20221 2021/2022 BUDGET

FOR PERIOD 99

ACCOUNTS FOR:

GENERAL FUND	2020 ACTUAL	2021 ORIG BUD	2021 REVISED BUD	2021 ACTUAL	2021 PROJECTION	2022 FINAL	PCT CHANGE
01132516 541000 COMMUNICAT	34,137.30	48,300.00	48,300.00	50,055.11	.00	34,200.00	-29.2%
01132516 541040 COM-COMPUT	137,478.55	198,940.00	198,940.00	159,906.28	.00	220,320.00	10.7%
01132516 542000 FREIG/POST	.00	100.00	100.00	78.25	.00	100.00	.0%
01132516 544000 RENTALS/LE	2,531.57	33,000.00	33,000.00	6,747.72	.00	.00	-100.0%
01132516 545000 INSURANCE	336.00	725.00	725.00	158.00	.00	725.00	.0%
01132516 546000 REPAIRS &	5,555.26	7,300.00	7,300.00	6,467.99	.00	6,700.00	-8.2%
01132516 546020 MAIN SVC C	78,117.39	94,670.00	94,670.00	93,601.87	.00	110,460.00	16.7%
01132516 549000 OTHER CURR	77,313.57	86,621.00	86,621.00	62,717.53	.00	144,090.00	66.3%
01132516 549002 ADVERTISIN	.00	.00	785.00	784.18	.00	.00	-100.0%
01132516 549081 BACKGROUND	.00	.00	153.00	142.50	.00	.00	-100.0%
01132516 551000 OFFICE SUP	334.80	500.00	500.00	485.23	.00	400.00	-20.0%
01132516 552000 MISCELLANE	2,141.36	2,000.00	2,000.00	792.03	.00	1,600.00	-20.0%
01132516 552020 GAS, OIL &	502.60	900.00	900.00	438.40	.00	800.00	-11.1%
01132516 552640 EQUIPMENT	15,311.19	110,450.00	69,050.00	37,724.41	.00	16,305.00	-76.4%
01132516 554000 DUES/SUBSC	2,156.40	4,550.00	4,550.00	2,156.40	.00	2,200.00	-51.6%
01132516 555000 TRAINING	429.98	7,100.00	6,690.00	3,000.00	.00	6,500.00	-2.8%
01132516 564000 EQUIPMENT	18,402.12	33,280.00	33,280.00	30,312.62	.00	207,400.00	523.2%
01132516 564000 C0108 EQUIPMENT	.00	.00	.00	.00	.00	111,100.00	.0%
01132516 564001 EQ\$5000 OG	8,557.57	12,000.00	12,000.00	11,640.96	.00	39,000.00	225.0%
TOTAL MANAGEMENT INFORMATION	635,511.44	937,923.00	963,589.00	761,680.87	.00	1,536,102.00	59.4%
133 GIS/MAPPING							
01133519 549000 OT CUR CHG	95,000.00	95,000.00	95,000.00	95,000.00	.00	95,000.00	.0%
TOTAL GIS/MAPPING	95,000.00	95,000.00	95,000.00	95,000.00	.00	95,000.00	.0%
135 OFFICE OF MANAGEMENT & BUDGET							
01135513 512000 REG SALARY	341,702.73	483,346.00	480,695.00	341,133.32	.00	497,752.00	3.5%
01135513 512000 COVID REG SALARY	10,363.67	.00	2,538.00	2,537.43	.00	.00	-100.0%
01135513 514000 OVERTIME	48.28	.00	7.00	46.78	.00	.00	-100.0%
01135513 514000 COVID OVERTIME	.00	.00	70.00	69.38	.00	.00	-100.0%
01135513 514001 COVID DOUBLE TIM	123.63	.00	2,050.00	2,049.39	.00	.00	-100.0%
01135513 521010 FICA TAXES	19,985.82	29,967.00	29,967.00	20,023.30	.00	30,861.00	3.0%
01135513 521010 COVID FICA TAXES	619.22	.00	284.00	283.09	.00	.00	-100.0%
01135513 521020 MEDICARE T	4,674.28	7,009.00	7,009.00	4,683.16	.00	7,217.00	3.0%
01135513 521020 COVID MEDICARE T	144.79	.00	67.00	66.20	.00	.00	-100.0%
01135513 522000 RETIREMENT	50,510.96	69,002.00	69,002.00	54,726.39	.00	77,063.00	11.7%
01135513 522000 COVID RETIREMENT	933.67	.00	466.00	465.64	.00	.00	-100.0%
01135513 523010 L & H INS	31,901.46	58,284.00	58,284.00	38,463.56	.00	69,071.00	18.5%
01135513 523010 COVID L & H INS	1,380.27	.00	558.00	557.17	.00	.00	-100.0%
01135513 524010 WKRS COMP	799.51	822.00	890.00	883.38	.00	796.00	-10.6%
01135513 531000 PROF SVCS	14,400.01	188,700.00	146,461.00	118,631.40	.00	72,612.00	-50.4%
01135513 540000 TRAV&PDIEM	4,336.19	8,809.00	6,965.00	.00	.00	2,630.00	-62.2%

09/28/2021 08:36  
6235msaw

BOARD OF COMMISSIONERS  
NEXT YEAR / CURRENT YEAR BUDGET ANALYSIS

P 13  
bgnyrpts

PROJECTION: 20221 2021/2022 BUDGET

FOR PERIOD 99

ACCOUNTS FOR:

GENERAL FUND	2020 ACTUAL	2021 ORIG BUD	2021 REVISED BUD	2021 ACTUAL	2021 PROJECTION	2022 FINAL	PCT CHANGE
01135513 541000 COMMUNICAT	710.93	1,808.00	1,808.00	582.87	.00	1,600.00	-11.5%
01135513 542000 FREIG/POST	30.30	200.00	200.00	29.99	.00	200.00	.0%
01135513 544000 RENT&LEASE	22.96	120.00	1,928.00	1,822.02	.00	3,736.00	93.8%
01135513 545000 INSURANCE	.00	100.00	100.00	.00	.00	75.00	-25.0%
01135513 546000 RPR&MAINT	52.37	100.00	100.00	.00	.00	100.00	.0%
01135513 546020 MAIN SVC C	4,778.08	4,885.00	4,987.00	4,980.51	.00	6,406.00	28.5%
01135513 547000 PRINT&BIND	98.66	150.00	150.00	49.34	.00	100.00	-33.3%
01135513 549000 OT CUR CHG	1,190.34	500.00	1,593.00	1,526.28	.00	4,860.00	205.1%
01135513 549002 ADVERTISIN	430.90	750.00	1,839.00	1,838.87	.00	750.00	-59.2%
01135513 549081 BACKGROUND	75.00	.00	75.00	75.00	.00	.00	-100.0%
01135513 551000 OFFICE SUP	286.96	500.00	500.00	322.56	.00	600.00	20.0%
01135513 552000 MISC SUPPL	4,413.21	3,500.00	3,073.00	970.76	.00	3,500.00	13.9%
01135513 552020 GAS/OIL&LU	.00	100.00	100.00	.00	.00	100.00	.0%
01135513 552640 EQUIP<\$750	4,319.69	1,000.00	1,000.00	552.76	.00	1,000.00	.0%
01135513 552646 SOFTWARE	.00	.00	32,584.00	15,200.00	.00	5,200.00	-84.0%
01135513 554000 DUES/SUBSC	1,043.00	1,403.00	1,741.00	1,740.40	.00	1,100.00	-36.8%
01135513 555000 TRAINING	523.43	2,650.00	26,122.00	25,555.56	.00	26,382.00	1.0%
01135513 564000 EQUIPMENT	3,221.33	.00	.00	.00	.00	.00	.0%
TOTAL OFFICE OF MANAGEMENT &	503,121.65	863,705.00	883,213.00	639,866.51	.00	813,711.00	-7.9%
141 COUNTY ATTORNEY							
01141514 512000 REG SALARY	298,156.67	469,391.00	469,391.00	323,526.73	.00	537,130.00	14.4%
01141514 512000 COVID REG SALARY	10,956.26	.00	2,985.00	2,984.74	.00	.00	-100.0%
01141514 514000 OVERTIME	.00	.00	500.00	132.15	.00	.00	-100.0%
01141514 514000 COVID OVERTIME	.00	.00	824.00	823.65	.00	.00	-100.0%
01141514 514001 COVID DOUBLE TIM	454.59	.00	575.00	574.56	.00	.00	-100.0%
01141514 521010 FICA TAXES	12,954.27	29,102.00	29,102.00	17,228.55	.00	33,302.00	14.4%
01141514 521010 COVID FICA TAXES	492.92	.00	268.00	267.71	.00	.00	-100.0%
01141514 521020 MEDICARE T	4,299.14	6,806.00	6,806.00	4,589.69	.00	7,788.00	14.4%
01141514 521020 COVID MEDICARE T	115.28	.00	63.00	62.62	.00	.00	-100.0%
01141514 522000 RETIREMENT	10,629.38	53,955.00	53,955.00	18,366.61	.00	65,764.00	21.9%
01141514 522000 COVID RETIREMENT	690.24	.00	439.00	438.30	.00	.00	-100.0%
01141514 522802 ANNUITY	47,567.33	49,157.00	49,157.00	48,838.58	.00	52,256.00	6.3%
01141514 523010 L & H INS	23,292.51	44,092.00	44,092.00	33,610.96	.00	63,263.00	43.5%
01141514 523010 COVID L & H INS	642.25	.00	528.00	527.55	.00	.00	-100.0%
01141514 524010 WKRS COMP	519.69	798.00	798.00	790.30	.00	859.00	7.6%
01141514 531000 PROF SVCS	315,601.62	300,000.00	303,750.00	245,126.07	.00	200,000.00	-34.2%
01141514 533000 CT REPORTE	314.50	1,000.00	2,000.00	1,716.00	.00	1,000.00	-50.0%
01141514 534000 OT CONT SV	140.29	.00	.00	.00	.00	.00	.0%
01141514 540000 TRAV&PDIEM	.00	3,869.00	569.00	.00	.00	3,963.00	596.5%
01141514 541000 COMMUNICAT	6,090.43	4,448.00	5,448.00	6,897.48	.00	4,448.00	-18.4%
01141514 542000 FREIG/POST	53.05	300.00	300.00	121.28	.00	350.00	16.7%
01141514 544000 RENT&LEASE	2,383.67	175.00	1,675.00	526.45	.00	3,357.00	100.4%

09/28/2021 08:36  
6235msaw

BOARD OF COMMISSIONERS  
NEXT YEAR / CURRENT YEAR BUDGET ANALYSIS

P 14  
bgnyrpts

PROJECTION: 20221 2021/2022 BUDGET

FOR PERIOD 99

ACCOUNTS FOR:

GENERAL FUND			2020 ACTUAL	2021 ORIG BUD	2021 REVISED BUD	2021 ACTUAL	2021 PROJECTION	2022 FINAL	PCT CHANGE
01141514	545000	INSURANCE	796.00	1,675.00	1,675.00	899.19	.00	2,100.00	25.4%
01141514	546020	MAIN SVC C	128.00	128.00	132.00	131.29	.00	1,904.00	1342.4%
01141514	546022	SC-COPIER	1,597.19	.00	.00	.00	.00	.00	.0%
01141514	547000	PRINT&BIND	158.57	300.00	300.00	63.33	.00	200.00	-33.3%
01141514	549000	OT CUR CHG	423.78	850.00	946.00	898.26	.00	700.00	-26.0%
01141514	549002	ADVERTISIN	1,569.55	200.00	200.00	100.00	.00	200.00	.0%
01141514	549081	BACKGROUND	.00	.00	.00	37.50	.00	.00	.0%
01141514	551000	OFFICE SUP	412.91	1,400.00	1,400.00	202.53	.00	1,200.00	-14.3%
01141514	552000	MISC SUPPL	1,690.59	3,100.00	3,100.00	1,986.32	.00	2,500.00	-19.4%
01141514	552640	EQUIP<\$750	2,746.41	1,400.00	1,400.00	882.00	.00	1,400.00	.0%
01141514	554000	DUES/SUBSC	15,295.20	17,302.00	20,802.00	20,842.74	.00	15,970.00	-23.2%
01141514	555000	TRAINING	540.00	1,750.00	2,950.00	2,134.00	.00	1,750.00	-40.7%
01141514	564000	EQUIPMENT	.00	2,000.00	1,200.00	1,677.82	.00	2,000.00	66.7%
TOTAL COUNTY ATTORNEY			760,712.29	993,198.00	1,007,330.00	737,004.96	.00	1,003,404.00	-.4%
160	COURT SYSTEM								
01160712	562002	COVID BLDG IMPRO	.00	.00	69,208.00	69,208.00	.00	.00	-100.0%
TOTAL COURT SYSTEM			.00	.00	69,208.00	69,208.00	.00	.00	-100.0%
163	BAILIFF								
01163582	591910	SHERF TR-CONS OF	1,290,702.00	1,379,004.00	1,379,004.00	1,379,004.00	.00	1,442,971.00	4.6%
01163582	591921	SHERF TR-SH-BAIL	4,773.53	3,000.00	3,500.00	4,320.00	.00	5,000.00	42.9%
01163711	523010	L & H INS	68,343.81	85,100.00	84,107.00	62,673.65	.00	95,000.00	13.0%
01163711	524010	WKRS COMP	18,461.49	20,000.00	20,973.00	20,972.67	.00	25,000.00	19.2%
01163711	545000	INSURANCE	292.31	300.00	320.00	319.53	.00	350.00	9.4%
TOTAL BAILIFF			1,382,573.14	1,487,404.00	1,487,904.00	1,467,289.85	.00	1,568,321.00	5.4%
167	CHILD SUPPORT ENFORCEMENT								
01167669	549031	FEE-SH-SOP	6,050.00	7,000.00	7,000.00	.00	.00	5,500.00	-21.4%
TOTAL CHILD SUPPORT ENFORCEM			6,050.00	7,000.00	7,000.00	.00	.00	5,500.00	-21.4%
171	COURT RELATED								
01171605	512000	REG SALARY	4,982.19	30,000.00	30,000.00	28,454.43	.00	30,000.00	.0%
01171605	521010	FICA TAXES	307.07	1,860.00	1,860.00	1,753.63	.00	1,860.00	.0%
01171605	521020	MEDICARE T	71.80	435.00	435.00	410.06	.00	435.00	.0%
01171605	522000	RETIREMENT	498.20	3,000.00	3,000.00	2,900.98	.00	3,246.00	8.2%
01171605	523010	L & H INS	501.48	4,848.00	4,848.00	4,607.40	.00	5,380.00	11.0%
01171605	524010	WKRS COMP	.00	51.00	51.00	43.38	.00	51.00	.0%
01171605	534000	OT CONT SV	17,499.34	.00	.00	.00	.00	.00	.0%
TOTAL COURT RELATED			23,860.08	40,194.00	40,194.00	38,169.88	.00	40,972.00	1.9%
173	JUVENILE DETENTION								
01173523	549239	DUVAL	250,393.11	445,611.00	445,611.00	400,413.00	.00	324,855.00	-27.1%

09/28/2021 08:36  
6235msaw

BOARD OF COMMISSIONERS  
NEXT YEAR / CURRENT YEAR BUDGET ANALYSIS

P 15  
bgnyrpts

PROJECTION: 20221 2021/2022 BUDGET

FOR PERIOD 99

ACCOUNTS FOR:

GENERAL FUND	2020 ACTUAL	2021 ORIG BUD	2021 REVISED BUD	2021 ACTUAL	2021 PROJECTION	2022 FINAL	PCT CHANGE
TOTAL JUVENILE DETENTION	250,393.11	445,611.00	445,611.00	400,413.00	.00	324,855.00	-27.1%
176 TEEN COURT							
01176719 512000 REG SALARY	28,280.95	43,084.00	43,080.00	40,980.85	.00	45,845.00	6.4%
01176719 512000 COVID REG SALARY	10,716.95	.00	.00	.00	.00	.00	.0%
01176719 521010 FICA TAXES	2,111.02	2,671.00	2,671.00	2,466.01	.00	2,842.00	6.4%
01176719 521010 COVID FICA TAXES	241.74	.00	.00	.00	.00	.00	.0%
01176719 521020 MEDICARE T	493.69	625.00	625.00	576.61	.00	665.00	6.4%
01176719 521020 COVID MEDICARE T	56.52	.00	.00	.00	.00	.00	.0%
01176719 522000 RETIREMENT	3,067.62	4,308.00	4,308.00	4,554.83	.00	4,960.00	15.1%
01176719 522000 COVID RETIREMENT	401.89	.00	.00	.00	.00	.00	.0%
01176719 523010 L & H INS	6,220.19	8,571.00	8,571.00	8,427.23	.00	10,221.00	19.3%
01176719 523010 COVID L & H INS	805.77	.00	.00	.00	.00	.00	.0%
01176719 524010 WKRS COMP	66.46	73.00	77.00	76.35	.00	73.00	-5.2%
01176719 549000 OT CUR CHG	.00	750.00	750.00	.00	.00	750.00	.0%
01176719 549000 TCMIS OT CUR CHG	.00	1,221.00	1,221.00	.00	.00	.00	-100.0%
01176719 549000 TCSCH OT CUR CHG	2,000.00	7,144.00	5,144.00	.00	.00	.00	-100.0%
01176719 549026 BAILIF-OCC	315.00	.00	.00	.00	.00	.00	.0%
01176719 551000 OFFICE SUP	.00	500.00	500.00	.00	.00	.00	-100.0%
01176719 552000 MISC SUPPL	407.99	500.00	500.00	.00	.00	500.00	.0%
01176719 554000 DUES/SUBSC	200.00	200.00	200.00	200.00	.00	200.00	.0%
TOTAL TEEN COURT	55,385.79	69,647.00	67,647.00	57,281.88	.00	66,056.00	-2.4%
213 SHERIFF ADMINISTRATIVE BLDG							
01213521 546000 RPR&MAINT	.00	94,888.00	94,888.00	.00	.00	.00	-100.0%
TOTAL SHERIFF ADMINISTRATIVE	.00	94,888.00	94,888.00	.00	.00	.00	-100.0%
221 FIRE DISTRICT - STATE							
01221522 534231 CS FORREST	25,438.07	25,439.00	25,439.00	25,438.07	.00	25,439.00	.0%
01221522 534232 FOR ASSESS	3,000.00	3,000.00	3,000.00	3,000.00	.00	3,000.00	.0%
TOTAL FIRE DISTRICT - STATE	28,438.07	28,439.00	28,439.00	28,438.07	.00	28,439.00	.0%
250 CONTRACTS MANAGEMENT							
01250515 512000 REG SALARY	92,822.94	115,427.00	91,068.00	74,794.49	.00	215,177.00	136.3%
01250515 512000 COVID REG SALARY	4,497.65	.00	531.00	530.34	.00	.00	-100.0%
01250515 514000 OVERTIME	7.49	.00	31.00	30.08	.00	3,304.00	.0%
01250515 514001 COVID DOUBLE TIM	699.58	.00	.00	.00	.00	.00	.0%
01250515 521010 FICA TAXES	5,381.17	7,156.00	5,156.00	4,559.37	.00	13,546.00	162.7%
01250515 521010 COVID FICA TAXES	314.73	.00	33.00	32.88	.00	.00	-100.0%
01250515 521020 MEDICARE T	1,258.49	1,674.00	1,674.00	1,066.28	.00	3,168.00	89.2%

09/28/2021 08:36  
6235msaw

BOARD OF COMMISSIONERS  
NEXT YEAR / CURRENT YEAR BUDGET ANALYSIS

P 16  
bgnyrpts

PROJECTION: 20221 2021/2022 BUDGET

FOR PERIOD 99

ACCOUNTS FOR:

GENERAL FUND	2020 ACTUAL	2021 ORIG BUD	2021 REVISED BUD	2021 ACTUAL	2021 PROJECTION	2022 FINAL	PCT CHANGE
01250515 521020 COVID MEDICARE T	73.59	.00	8.00	7.69	.00	.00	-100.0%
01250515 522000 RETIREMENT	8,108.09	11,543.00	8,543.00	7,595.62	.00	23,640.00	176.7%
01250515 522000 COVID RETIREMENT	470.80	.00	54.00	53.03	.00	.00	-100.0%
01250515 523010 L & H INS	12,772.12	18,044.00	12,953.00	9,346.58	.00	32,277.00	149.2%
01250515 523010 COVID L & H INS	567.32	.00	86.00	85.98	.00	.00	-100.0%
01250515 524010 WKRS COMP	179.78	196.00	206.00	205.53	.00	344.00	67.0%
01250515 531000 PROF SVCS	10,000.00	.00	25,062.00	9,495.00	.00	.00	-100.0%
01250515 534000 OT CONT SV	32.00	.00	.00	.00	.00	.00	.0%
01250515 540000 TRAV&PDIEM	.00	.00	.00	.00	.00	981.00	.0%
01250515 541000 COMMUNICAT	.00	.00	465.00	284.26	.00	200.00	-57.0%
01250515 542000 FREIG/POST	38.15	200.00	200.00	28.24	.00	200.00	.0%
01250515 544000 RENT&LEASE	8.13	50.00	50.00	23.42	.00	50.00	.0%
01250515 545000 INSURANCE	.00	50.00	50.00	.00	.00	50.00	.0%
01250515 546000 RPR&MAINT	.00	50.00	50.00	.00	.00	50.00	.0%
01250515 546020 MAIN SVC C	1,526.53	65.00	1,672.00	1,664.94	.00	1,715.00	2.6%
01250515 547000 PRINT&BIND	.00	200.00	200.00	49.34	.00	.00	-100.0%
01250515 549000 OT CUR CHG	.00	.00	21,893.00	21,892.20	.00	47,515.00	117.0%
01250515 549002 ADVERTISIN	15.60	.00	331.00	331.00	.00	.00	-100.0%
01250515 549081 BACKGROUND	.00	.00	75.00	75.00	.00	.00	-100.0%
01250515 551000 OFFICE SUP	188.39	200.00	200.00	200.00	.00	.00	-100.0%
01250515 552000 MISC SUPPL	493.35	500.00	2,200.00	1,291.12	.00	500.00	-77.3%
01250515 552020 GAS/OIL&LU	.00	100.00	100.00	.00	.00	100.00	.0%
01250515 552640 EQUIP<\$750	.00	.00	.00	.00	.00	3,300.00	.0%
01250515 554000 DUES/SUBSC	824.00	935.00	19,404.00	19,401.70	.00	900.00	-95.4%
01250515 555000 TRAINING	2,119.20	5,000.00	4,880.00	2,040.51	.00	6,440.00	32.0%
01250515 564000 EQUIPMENT	.00	.00	1,456.00	1,455.62	.00	.00	-100.0%
<b>TOTAL CONTRACTS MANAGEMENT</b>	<b>142,399.10</b>	<b>161,390.00</b>	<b>198,631.00</b>	<b>156,540.22</b>	<b>.00</b>	<b>353,457.00</b>	<b>77.9%</b>
251 PUBLIC SAFETY ADMIN							
01251529 512000 REG SALARY	93,232.94	104,853.00	104,853.00	99,137.24	.00	109,305.00	4.2%
01251529 512000 COVID REG SALARY	6,768.13	.00	.00	.00	.00	.00	.0%
01251529 514000 OVERTIME	.00	1,030.00	1,022.00	.00	.00	1,030.00	.8%
01251529 521010 FICA TAXES	5,780.30	6,565.00	6,565.00	6,142.99	.00	6,841.00	4.2%
01251529 521010 COVID FICA TAXES	419.63	.00	.00	.00	.00	.00	.0%
01251529 521020 MEDICARE T	1,351.89	1,535.00	1,535.00	1,436.62	.00	1,600.00	4.2%
01251529 521020 COVID MEDICARE T	98.12	.00	.00	.00	.00	.00	.0%
01251529 522000 RETIREMENT	8,281.94	10,588.00	10,588.00	10,114.39	.00	11,938.00	12.8%
01251529 522000 COVID RETIREMENT	619.95	.00	.00	.00	.00	.00	.0%
01251529 524010 WKRS COMP	160.61	178.00	186.00	185.86	.00	175.00	-5.9%
01251529 534000 OT CONT SV	110.30	.00	.00	.00	.00	.00	.0%
01251529 541000 COMMUNICAT	212.93	228.00	228.00	137.83	.00	300.00	31.6%
01251529 542000 FREIG/POST	.00	100.00	100.00	.00	.00	100.00	.0%
01251529 543000 UTILITY SE	6,530.12	7,120.00	7,120.00	6,038.88	.00	6,700.00	-5.9%





09/28/2021 08:36  
6235msaw

BOARD OF COMMISSIONERS  
NEXT YEAR / CURRENT YEAR BUDGET ANALYSIS

P 18  
bgnyrpts

PROJECTION: 20221 2021/2022 BUDGET

FOR PERIOD 99

ACCOUNTS FOR:

GENERAL FUND			2020 ACTUAL	2021 ORIG BUD	2021 REVISED BUD	2021 ACTUAL	2021 PROJECTION	2022 FINAL	PCT CHANGE
01253525	524010	EM21 WKRS COMP	1,220.99	3,161.00	3,426.00	3,425.78	.00	.00	-100.0%
01253525	524010	EM22 WKRS COMP	.00	1,072.00	1,072.00	911.93	.00	3,652.00	240.7%
01253525	524010	EM23 WKRS COMP	.00	.00	.00	.00	.00	1,233.00	.0%
01253525	552640	EMARP EQUIP<\$750	.00	.00	3,351.00	.00	.00	.00	-100.0%
01253525	552640	EMCOV EQUIP<\$750	854.03	.00	9,944.00	9,943.89	.00	.00	-100.0%
01253525	564000	EMARP EQUIPMENT	.00	.00	10,575.00	.00	.00	.00	-100.0%
01253582	591920	EM20 TR-SHR VAR	110,955.44	.00	.00	.00	.00	.00	.0%
01253582	591920	EM21 TR-SHR VAR	45,416.61	105,251.00	104,455.00	107,039.90	.00	.00	-100.0%
01253582	591920	EM22 TR-SHR VAR	.00	48,304.00	48,304.00	23,365.58	.00	100,327.00	107.7%
01253582	591920	EM23 TR-SHR VAR	.00	.00	.00	.00	.00	56,224.00	.0%
TOTAL EMERGENCY PREPAREDNESS			174,913.41	175,831.00	198,381.00	157,921.10	.00	179,880.00	-9.3%
254	EMERGENCY & DISASTERS								
01254525	531000	COVID PROF SVCS	495,208.00	.00	304,321.00	369,943.48	.00	.00	-100.0%
01254525	540000	COVID TRAV&PDIEM	10,593.46	.00	1,259.00	1,346.11	.00	.00	-100.0%
01254525	541000	COVID COMMUNICAT	.00	.00	778.00	787.56	.00	.00	-100.0%
01254525	541040	COVID COM-COMPUT	22,305.16	.00	28,245.00	34,180.42	.00	.00	-100.0%
01254525	542000	COVID FREIG/POST	8.50	.00	104.00	103.60	.00	.00	-100.0%
01254525	544000	COVID RENT&LEASE	.00	.00	13,477.00	13,476.93	.00	.00	-100.0%
01254525	546000	COVID RPR&MAINT	33,735.02	.00	144,077.00	144,076.62	.00	.00	-100.0%
01254525	548000	COVID PROMOTIONS	38.53	.00	.00	.00	.00	.00	.0%
01254525	549000	COVID OT CUR CHG	.00	.00	7,576.00	16,769.34	.00	.00	-100.0%
01254525	549002	COVID ADVERTISIN	5,455.30	.00	.00	.00	.00	.00	.0%
01254525	552000	MISC SUPPL	.00	.00	.00	564.72	.00	.00	.0%
01254525	552000	COVID MISC SUPPL	421,705.34	.00	170,422.00	174,952.40	.00	.00	-100.0%
01254525	552640	COVID EQUIP<\$750	.00	.00	15,030.00	15,029.36	.00	.00	-100.0%
01254525	562002	COVID BLDG IMPRO	.00	.00	255,456.00	256,067.39	.00	.00	-100.0%
01254525	564000	COVID EQUIPMENT	23,794.30	.00	36,172.00	28,186.50	.00	.00	-100.0%
01254525	564001	COVID EQ\$5000 OG	.00	.00	258,812.00	258,811.35	.00	.00	-100.0%
01254525	564002	COVID EQ50000 OG	.00	.00	1,184,938.00	1,186,885.47	.00	.00	-100.0%
01254525	581005	COVID HILLIARD-S	.00	.00	124,976.00	124,975.40	.00	.00	-100.0%
01254525	581008	COVID SCH BOARD	200,000.00	.00	1,183,452.00	1,183,451.90	.00	.00	-100.0%
01254525	581008	HDORI SCH BOARD	47,807.00	.00	.00	.00	.00	.00	.0%
01254525	581202	COVID AID-F.B.	.00	.00	677,034.00	677,034.00	.00	.00	-100.0%
01254525	581232	COVID HOMELSS NC	.00	.00	17,500.00	17,500.00	.00	.00	-100.0%
01254525	581303	COVID AID -CALLA	.00	.00	11,667.00	11,667.00	.00	.00	-100.0%
01254525	582000	COVID AID-PRIVAT	1,240,000.00	.00	960,000.00	410,000.00	.00	550,000.00	-42.7%
01254554	512000	COVFH REG SALARY	.00	.00	16,179.00	7,747.15	.00	.00	-100.0%
01254554	521010	COVFH FICA TAXES	.00	.00	1,161.00	480.33	.00	.00	-100.0%
01254554	521020	COVFH MEDICARE T	.00	.00	272.00	112.34	.00	.00	-100.0%
01254554	522000	COVFH RETIREMENT	.00	.00	1,872.00	1,078.37	.00	.00	-100.0%
01254554	523010	COVFH L & H INS	.00	.00	3,376.00	991.44	.00	.00	-100.0%
01254554	524010	COVFH WKRS COMP	.00	.00	34.00	13.18	.00	.00	-100.0%

09/28/2021 08:36  
6235msaw

BOARD OF COMMISSIONERS  
NEXT YEAR / CURRENT YEAR BUDGET ANALYSIS

P 19  
bgnyrpts

PROJECTION: 20221 2021/2022 BUDGET

FOR PERIOD 99

ACCOUNTS FOR:

GENERAL FUND	2020 ACTUAL	2021 ORIG BUD	2021 REVISED BUD	2021 ACTUAL	2021 PROJECTION	2022 FINAL	PCT CHANGE
01254554 531000 COVFH PROF SVCS	.00	.00	.00	37,220.00	.00	.00	.0%
01254554 534000 COVFH OT CONT SV	.00	.00	36,504.00	.00	.00	.00	-100.0%
01254554 549002 COVFH ADVERTISIN	.00	.00	2,544.00	2,544.00	.00	.00	-100.0%
01254554 552000 COVFH MISC SUPPL	.00	.00	2,430.00	1,819.33	.00	.00	-100.0%
01254554 583000 COVFH O GRANT/AI	22,706.24	.00	564,101.00	574,603.62	.00	.00	-100.0%
01254571 547000 COVLB PRINT&BIND	.00	.00	173.00	173.00	.00	.00	-100.0%
01254571 564000 COVLB EQUIPMENT	.00	.00	51,715.00	51,713.12	.00	.00	-100.0%
01254599 599001 COVID RES CONTIN	.00	.00	1,500,000.00	.00	.00	1,500,000.00	.0%
01254599 599090 COVID RES-EME/DI	.00	.00	2,727,349.00	.00	.00	1,691,906.00	-38.0%
TOTAL EMERGENCY & DISASTERS	2,523,356.85	.00	10,303,006.00	5,604,305.43	.00	3,741,906.00	-63.7%
258 EMERGENCY MNGMT & OPERATIONS							
01258582 591910 SHERF TR-CONS OF	419,280.00	460,117.00	465,117.00	465,117.00	.00	545,730.00	17.3%
TOTAL EMERGENCY MNGMT & OPER	419,280.00	460,117.00	465,117.00	465,117.00	.00	545,730.00	17.3%
261 RESCUE							
01261526 512000 REGULAR SA	3,890,805.24	4,299,355.00	4,299,355.00	3,843,694.89	.00	4,757,517.00	10.7%
01261526 512000 COVID REG SALARY	7,781.62	.00	39,416.00	51,454.47	.00	.00	-100.0%
01261526 512002 SAL ON CAL	6,620.00	8,403.00	8,403.00	700.00	.00	8,528.00	1.5%
01261526 514000 OVERTIME	1,000,401.41	1,020,921.00	1,042,629.00	1,153,541.72	.00	1,160,668.00	11.3%
01261526 514000 COVID OVERTIME	12.00	.00	.00	.00	.00	.00	.0%
01261526 514001 OT-EMERGEN	82.50	.00	.00	.00	.00	.00	.0%
01261526 514001 COVID DOUBLE TIM	11,027.05	.00	.00	.00	.00	.00	.0%
01261526 514002 OT-GARCIA	254,317.61	288,217.00	288,217.00	260,745.28	.00	310,913.00	7.9%
01261526 515000 SP PAY-N/R	15,340.16	17,760.00	17,760.00	15,895.00	.00	20,880.00	17.6%
01261526 521010 FICA TAXES	307,976.16	349,349.00	350,695.00	314,177.92	.00	388,027.00	10.6%
01261526 521010 COVID FICA TAXES	1,083.38	.00	2,373.00	3,102.69	.00	.00	-100.0%
01261526 521020 MEDICARE T	72,411.65	81,703.00	82,018.00	73,657.82	.00	90,748.00	10.6%
01261526 521020 COVID MEDICARE T	253.34	.00	555.00	725.60	.00	.00	-100.0%
01261526 522000 RETIREMENT	1,178,106.72	1,296,432.00	1,301,740.00	1,218,265.11	.00	1,501,086.00	15.3%
01261526 522000 COVID RETIREMENT	3,743.05	.00	8,868.00	11,645.03	.00	.00	-100.0%
01261526 523010 L & H INS	592,813.44	749,903.00	739,515.00	681,949.79	.00	911,309.00	23.2%
01261526 523010 COVID L & H INS	2,126.70	.00	6,424.00	8,227.43	.00	.00	-100.0%
01261526 524010 WKRS COMP	230,820.27	263,068.00	269,033.00	269,032.84	.00	272,680.00	1.4%
01261526 524020 WKRS-SI-JE	5,070.13	.00	5,000.00	.00	.00	.00	-100.0%
01261526 525000 UNEMP COMP	.00	.00	550.00	550.00	.00	.00	-100.0%
01261526 531000 ALERT PROF SVCS	.00	19,044.00	.00	.00	.00	.00	.0%
01261526 531031 EMPLOYEE P	40,384.30	40,824.00	52,158.00	52,446.00	.00	42,768.00	-18.0%
01261526 531034 SVC-PHYSIC	6,969.00	.00	.00	.00	.00	.00	.0%
01261526 531035 DRUG TESTI	182.50	1,250.00	1,250.00	570.00	.00	1,250.00	.0%
01261526 540000 TRAVEL & P	.00	5,266.00	5,266.00	.00	.00	4,816.00	-8.5%
01261526 541000 COMMUNICAT	95,652.68	60,336.00	60,336.00	60,603.21	.00	50,786.00	-15.8%

09/28/2021 08:36  
6235msaw

BOARD OF COMMISSIONERS  
NEXT YEAR / CURRENT YEAR BUDGET ANALYSIS

P 20  
bgnyrpts

PROJECTION: 20221 2021/2022 BUDGET

FOR PERIOD 99

ACCOUNTS FOR:

GENERAL FUND			2020 ACTUAL	2021 ORIG BUD	2021 REVISED BUD	2021 ACTUAL	2021 PROJECTION	2022 FINAL	PCT CHANGE
01261526	541040	COM-COMPUT	11,124.09	11,333.00	11,333.00	9,294.53	.00	11,333.00	.0%
01261526	542000	FREIG/POST	212.86	1,500.00	1,500.00	226.95	.00	750.00	-50.0%
01261526	543000	UTILITY SE	13,318.63	23,112.00	23,112.00	15,829.85	.00	13,400.00	-42.0%
01261526	544000	RENTALS/LE	11,672.06	9,000.00	12,000.00	12,802.70	.00	12,600.00	5.0%
01261526	544008	RENT-ST 50	21,600.00	21,600.00	21,600.00	21,600.00	.00	21,600.00	.0%
01261526	545000	INSURANCE	52,780.91	56,450.00	65,569.00	65,568.60	.00	85,200.00	29.9%
01261526	545310	INS-MED DI	1,711.03	1,712.00	2,070.00	2,070.00	.00	2,100.00	1.4%
01261526	546000	REPAIRS &	187,226.58	305,000.00	279,435.00	176,781.14	.00	285,000.00	2.0%
01261526	546020	MAIN SVC C	66,373.30	81,466.00	75,466.00	34,838.69	.00	82,315.00	9.1%
01261526	547000	PRINTING &	1,223.14	3,000.00	3,000.00	2,490.11	.00	3,000.00	.0%
01261526	549000	OTHER CURR	89,471.16	5,339.00	5,339.00	3,533.97	.00	7,148.00	33.9%
01261526	549002	ADVERTISIN	444.38	800.00	800.00	284.46	.00	800.00	.0%
01261526	549081	BACKGROUND	671.51	1,004.00	1,004.00	900.50	.00	1,004.00	.0%
01261526	549405	REFUND PYR	.00	.00	.00	4,909.36	.00	.00	.0%
01261526	551000	OFFICE SUP	3,971.62	4,500.00	4,500.00	3,204.33	.00	4,000.00	-11.1%
01261526	552000	MISCELLANE	12,956.62	15,150.00	15,600.00	3,489.50	.00	13,000.00	-16.7%
01261526	552020	GAS, OIL &	74,413.17	100,000.00	100,000.00	79,627.45	.00	100,000.00	.0%
01261526	552030	JANITORIAL	14,874.02	16,975.00	16,975.00	5,472.93	.00	16,975.00	.0%
01261526	552040	TOOLS&SMI	351.63	2,238.00	510.00	.00	.00	2,238.00	338.8%
01261526	552050	UNIFORMS	22,187.09	28,350.00	31,726.00	17,091.92	.00	32,925.00	3.8%
01261526	552221	MED SUPPLY	49,974.51	180,690.00	180,690.00	160,304.26	.00	197,130.00	9.1%
01261526	552222	BUNKER GEA	27,497.53	61,753.00	121,483.00	89,678.53	.00	83,506.00	-31.3%
01261526	552223	DISP LINEN	.00	8,000.00	8,000.00	3,072.90	.00	8,000.00	.0%
01261526	552640	EQUIPMENT	18,025.33	77,786.00	80,379.00	15,260.21	.00	22,595.00	-71.9%
01261526	552646	SOFTWARE	.00	.00	.00	.00	.00	350.00	.0%
01261526	554000	DUES/SUBSC	6,155.80	9,232.00	15,232.00	8,985.00	.00	6,200.00	-59.3%
01261526	555000	TRAINING	13,010.62	41,152.00	43,294.00	18,643.08	.00	45,102.00	4.2%
01261526	562000	VSBLD BUILDINGS	.00	.00	38,786.00	.00	.00	38,786.00	.0%
01261526	564000	EQUIPMENT	5,625.42	6,413.00	32,285.00	32,570.80	.00	21,264.00	-34.1%
01261526	564001	EQ\$5000 OG	19,781.10	50,580.00	63,986.00	37,027.80	.00	13,406.00	-79.0%
01261526	564001	AFG20 EQ\$5000 OG	.00	.00	2,864.00	2,863.64	.00	.00	-100.0%
01261526	564001	ALERT EQ\$5000 OG	113,225.35	15,148.00	34,192.00	34,192.18	.00	34,192.00	.0%
01261526	564001	BPEXT EQ\$5000 OG	91,687.35	.00	1,670.00	1,670.00	.00	.00	-100.0%
01261526	564001	DIESL EQ\$5000 OG	93,283.50	.00	.00	.00	.00	.00	.0%
01261526	564002	EQ50000 OG	334,023.30	.00	110,010.00	51,871.00	.00	55,005.00	-50.0%
01261526	564002	FRP EQ50000 OG	42,312.00	851,148.00	877,219.00	810,870.62	.00	933,290.00	6.4%
TOTAL RESCUE			9,125,166.52	10,492,262.00	10,863,190.00	9,748,011.81	.00	11,676,190.00	7.5%
262	RESCUE BILLING								
01262526	512000	REG SALARY	65,904.08	148,084.00	148,084.00	142,826.83	.00	155,609.00	5.1%
01262526	512000	COVID REG SALARY	9,411.48	.00	167.00	166.30	.00	.00	-100.0%
01262526	513000	SALARY-N/R	.00	2,000.00	2,000.00	.00	.00	2,500.00	25.0%
01262526	514000	OVERTIME	1,507.14	3,461.00	3,461.00	249.01	.00	3,461.00	.0%

09/28/2021 08:36  
6235msaw

BOARD OF COMMISSIONERS  
NEXT YEAR / CURRENT YEAR BUDGET ANALYSIS

P 21  
bgnyrpts

PROJECTION: 20221 2021/2022 BUDGET

FOR PERIOD 99

ACCOUNTS FOR:

GENERAL FUND	2020 ACTUAL	2021 ORIG BUD	2021 REVISED BUD	2021 ACTUAL	2021 PROJECTION	2022 FINAL	PCT CHANGE
01262526 514000 COVID OVERTIME	.00	.00	63.00	62.36	.00	.00	-100.0%
01262526 514001 COVID DOUBLE TIM	273.22	.00	2,694.00	2,693.69	.00	.00	-100.0%
01262526 521010 FICA TAXES	4,307.69	9,520.00	9,520.00	8,150.34	.00	10,017.00	5.2%
01262526 521010 COVID FICA TAXES	83.19	.00	168.00	167.26	.00	.00	-100.0%
01262526 521020 MEDICARE T	1,007.22	2,226.00	2,226.00	1,906.16	.00	2,343.00	5.3%
01262526 521020 COVID MEDICARE T	19.45	.00	40.00	39.10	.00	.00	-100.0%
01262526 522000 RETIREMENT	6,638.24	15,093.00	15,093.00	14,282.17	.00	17,145.00	13.6%
01262526 522000 COVID RETIREMENT	158.49	.00	293.00	292.24	.00	.00	-100.0%
01262526 523010 L & H INS	13,418.34	31,894.00	31,894.00	30,354.89	.00	38,034.00	19.3%
01262526 523010 COVID L & H INS	322.22	.00	527.00	526.53	.00	.00	-100.0%
01262526 524010 WKRS COMP	125.54	252.00	252.00	241.29	.00	249.00	-1.2%
01262526 541000 COMMUNICAT	378.28	255.00	255.00	136.48	.00	255.00	.0%
01262526 542000 FREIG/POST	6,630.90	10,000.00	10,000.00	6,119.56	.00	10,000.00	.0%
01262526 544000 RENT&LEASE	986.05	2,000.00	2,000.00	2,065.02	.00	2,000.00	.0%
01262526 546020 MAIN SVC C	19,487.77	22,028.00	22,028.00	19,432.40	.00	24,368.00	10.6%
01262526 547000 PRINT&BIND	707.00	3,300.00	3,300.00	2,714.46	.00	1,900.00	-42.4%
01262526 549000 OT CUR CHG	2,833.51	9,500.00	9,500.00	3,346.78	.00	10,200.00	7.4%
01262526 549009 COLLECTFEE	6,107.62	6,000.00	6,000.00	2,617.27	.00	6,000.00	.0%
01262526 551000 OFFICE SUP	157.76	1,500.00	1,500.00	345.37	.00	300.00	-80.0%
01262526 552000 MISC SUPPL	1,161.71	2,300.00	2,300.00	933.64	.00	1,200.00	-47.8%
01262526 552640 EQUIP<\$750	57.68	1,500.00	1,500.00	313.03	.00	1,500.00	.0%
01262526 555000 TRAINING	.00	600.00	600.00	.00	.00	3,885.00	547.5%
01262526 564000 EQUIPMENT	650.37	.00	.00	.00	.00	.00	.0%
<b>TOTAL RESCUE BILLING</b>	<b>142,334.95</b>	<b>271,513.00</b>	<b>275,465.00</b>	<b>239,982.18</b>	<b>.00</b>	<b>290,966.00</b>	<b>5.6%</b>
271 MEDICAL EXAMINER							
01271527 531000 PROF SVCS	237,275.00	270,000.00	270,000.00	207,375.00	.00	260,000.00	-3.7%
01271527 549271 TRANSPORT	27,450.00	35,000.00	35,000.00	31,800.00	.00	35,000.00	.0%
<b>TOTAL MEDICAL EXAMINER</b>	<b>264,725.00</b>	<b>305,000.00</b>	<b>305,000.00</b>	<b>239,175.00</b>	<b>.00</b>	<b>295,000.00</b>	<b>-3.3%</b>
291 RISK MANAGEMENT COORDINATOR							
01291519 534000 OT CONT SV	125,000.00	125,000.00	125,000.00	125,000.00	.00	125,000.00	.0%
01291519 549000 SAFE OT CUR CHG	.00	5,000.00	5,000.00	.00	.00	5,000.00	.0%
01291519 552000 SAFE MISC SUPPL	2,438.55	.00	.00	.00	.00	.00	.0%
01291519 552640 EQUIPMENT	.00	.00	.00	1,000.00	.00	.00	.0%
01291519 552640 SAFE EQUIP<\$750	479.96	.00	.00	2,450.40	.00	.00	.0%
01291519 564000 SAFE EQUIPMENT	1,100.00	.00	.00	.00	.00	.00	.0%
<b>TOTAL RISK MANAGEMENT COORDI</b>	<b>129,018.51</b>	<b>130,000.00</b>	<b>130,000.00</b>	<b>128,450.40</b>	<b>.00</b>	<b>130,000.00</b>	<b>.0%</b>
340 SMALL QUANTITY GENERATOR PRGM							
01340534 531020 PS-NEFRPC	5,000.00	5,000.00	5,000.00	5,000.00	.00	5,000.00	.0%

09/28/2021 08:36  
6235msaw

BOARD OF COMMISSIONERS  
NEXT YEAR / CURRENT YEAR BUDGET ANALYSIS

P 22  
bgnyrpts

PROJECTION: 20221 2021/2022 BUDGET

FOR PERIOD 99

ACCOUNTS FOR:

GENERAL FUND	2020 ACTUAL	2021 ORIG BUD	2021 REVISED BUD	2021 ACTUAL	2021 PROJECTION	2022 FINAL	PCT CHANGE
01340534 542000 FREIG/POST	32.80	40.00	40.00	27.12	.00	40.00	.0%
01340534 544000 RENT&LEASE	93.15	35.00	35.00	32.79	.00	94.00	168.6%
TOTAL SMALL QUANTITY GENERAT	5,125.95	5,075.00	5,075.00	5,059.91	.00	5,134.00	1.2%
344 SOLID WASTE ADMINISTRATION							
01344534 512000 REG SALARY	317,291.79	343,047.00	343,047.00	326,989.80	.00	365,596.00	6.6%
01344534 512000 COVID REG SALARY	453.75	.00	1,169.00	1,168.59	.00	.00	-100.0%
01344534 512002 SAL ON CAL	7,440.00	5,777.00	6,370.00	7,970.00	.00	7,440.00	16.8%
01344534 514000 OVERTIME	2,764.26	6,386.00	6,386.00	1,438.02	.00	6,386.00	.0%
01344534 514001 COVID DOUBLE TIM	2,775.24	.00	2,186.00	2,185.93	.00	.00	-100.0%
01344534 521010 FICA TAXES	19,813.30	22,023.00	22,023.00	20,267.55	.00	23,524.00	6.8%
01344534 521010 COVID FICA TAXES	168.66	.00	204.00	203.74	.00	.00	-100.0%
01344534 521020 MEDICARE T	4,633.64	5,151.00	5,151.00	4,740.02	.00	5,502.00	6.8%
01344534 521020 COVID MEDICARE T	39.45	.00	48.00	47.65	.00	.00	-100.0%
01344534 522000 RETIREMENT	37,854.18	43,710.00	43,710.00	42,131.54	.00	50,096.00	14.6%
01344534 522000 COVID RETIREMENT	257.40	.00	336.00	335.45	.00	.00	-100.0%
01344534 523010 L & H INS	38,589.75	48,853.00	48,853.00	47,649.56	.00	58,250.00	19.2%
01344534 523010 COVID L & H INS	283.90	.00	542.00	541.40	.00	.00	-100.0%
01344534 524010 WKRS COMP	17,870.72	16,900.00	18,209.00	18,208.86	.00	11,677.00	-35.9%
01344534 531035 DRUG TEST	.00	100.00	100.00	55.00	.00	100.00	.0%
01344534 534000 OT CONT SV	375.79	813.00	813.00	222.00	.00	813.00	.0%
01344534 540000 TRAV&PDIEM	66.70	2,477.00	1,821.00	586.70	.00	3,941.00	116.4%
01344534 541000 COMMUNICAT	1,258.51	1,902.00	1,902.00	1,369.76	.00	1,800.00	-5.4%
01344534 542000 FREIG/POST	.00	300.00	300.00	149.25	.00	300.00	.0%
01344534 543000 UTILITY SV	3,538.62	5,040.00	5,040.00	3,342.09	.00	4,800.00	-4.8%
01344534 544000 RENT&LEASE	2,141.24	2,116.00	2,652.00	2,130.30	.00	2,146.00	-19.1%
01344534 545000 INSURANCE	2,750.00	1,730.00	1,730.00	909.39	.00	1,880.00	8.7%
01344534 546000 RPR&MAINT	3,651.17	500.00	500.00	.00	.00	500.00	.0%
01344534 546020 MAIN SVC C	160.00	160.00	621.00	620.12	.00	616.00	-.8%
01344534 546022 SC-COPIER	226.04	240.00	240.00	151.39	.00	240.00	.0%
01344534 546030 R&M-BLDGS	604.55	2,000.00	1,544.00	246.89	.00	2,000.00	29.5%
01344534 547000 PRINT&BIND	.00	300.00	300.00	.00	.00	300.00	.0%
01344534 549000 OT CUR CHG	95.00	200.00	99.00	50.00	.00	200.00	102.0%
01344534 549002 ADVERTISIN	79.58	.00	.00	.00	.00	.00	.0%
01344534 549061 UNIFORM RE	750.00	780.00	780.00	705.00	.00	780.00	.0%
01344534 549081 BACKGROUND	18.75	.00	.00	.00	.00	.00	.0%
01344534 549201 HEP B VACC	571.00	.00	270.00	270.00	.00	.00	-100.0%
01344534 551000 OFFICE SUP	1,013.38	1,200.00	1,200.00	329.65	.00	1,100.00	-8.3%
01344534 552000 MISC SUPPL	948.43	1,000.00	1,000.00	1,000.77	.00	1,000.00	.0%
01344534 552020 GAS/OIL&LU	.00	1,000.00	1,000.00	501.06	.00	1,000.00	.0%
01344534 552030 JANITOR SU	1,439.83	1,250.00	1,550.00	1,278.77	.00	1,250.00	-19.4%
01344534 552050 UNIFORMS	.00	150.00	155.00	130.65	.00	150.00	-3.2%
01344534 552640 EQUIP<\$750	912.96	1,500.00	1,500.00	668.17	.00	1,500.00	.0%

09/28/2021 08:36  
6235msaw

BOARD OF COMMISSIONERS  
NEXT YEAR / CURRENT YEAR BUDGET ANALYSIS

P 23  
bgnyrpts

PROJECTION: 20221 2021/2022 BUDGET

FOR PERIOD 99

ACCOUNTS FOR:

GENERAL FUND	2020 ACTUAL	2021 ORIG BUD	2021 REVISED BUD	2021 ACTUAL	2021 PROJECTION	2022 FINAL	PCT CHANGE
01344534 554000 DUES/SUBSC	953.98	545.00	1,620.00	1,620.00	.00	1,000.00	-38.3%
01344534 555000 TRAINING	.00	1,200.00	932.00	425.00	.00	1,850.00	98.5%
01344534 564000 EQUIPMENT	1,323.92	.00	.00	.00	.00	500.00	.0%
01344534 564001 EQ\$5000 OG	3,778.56	.00	.00	.00	.00	.00	.0%
01344582 591910 TAXCO TR-CONS OF	117.88	.00	63.00	99.80	.00	125.00	98.4%
TOTAL SOLID WASTE ADMINISTRA	477,011.93	518,350.00	525,966.00	490,739.87	.00	558,362.00	6.2%
357 RECYCLING & EDUCATION GRANT							
01357534 512000 REG SALARY	4,680.71	.00	.00	.00	.00	.00	.0%
01357534 514000 OVERTIME	451.92	.00	.00	.00	.00	.00	.0%
01357534 521010 FICA TAXES	323.01	.00	.00	.00	.00	.00	.0%
01357534 521020 MEDICARE T	75.54	.00	.00	.00	.00	.00	.0%
01357534 522000 RETIREMENT	447.43	.00	.00	.00	.00	.00	.0%
01357534 523010 L & H INS	777.74	.00	.00	.00	.00	.00	.0%
01357534 531000 PROF SVCS	54,577.57	9,800.00	119,041.00	48,362.37	.00	81,677.00	-31.4%
01357534 534302 SVC-WTIRE	6,000.00	8,000.00	8,000.00	6,000.00	.00	8,000.00	.0%
01357534 534304 RECYC COOR	62,645.77	59,987.00	59,987.00	38,620.85	.00	59,987.00	.0%
01357534 541000 COMMUNICAT	2.41	3.00	3.00	1.90	.00	3.00	.0%
01357534 543003 WASTE DISP	13,688.40	14,000.00	33,510.00	33,508.22	.00	35,000.00	4.4%
01357534 544000 RENT&LEASE	206.70	3,916.00	3,391.00	151.58	.00	3,916.00	15.5%
01357534 545000 INSURANCE	575.50	675.00	675.00	549.50	.00	650.00	-3.7%
01357534 546000 RPR&MAINT	17,970.53	14,000.00	22,174.00	7,967.52	.00	14,000.00	-36.9%
01357534 547000 PRINT&BIND	.00	500.00	500.00	235.62	.00	.00	-100.0%
01357534 549000 OT CUR CHG	10.00	.00	.00	.00	.00	.00	.0%
01357534 549002 ADVERTISIN	2,228.95	2,500.00	2,500.00	1,807.25	.00	2,500.00	.0%
01357534 549061 UNIFORM RE	106.59	109.00	109.00	103.18	.00	109.00	.0%
01357534 549081 BACKGROUND	8.00	.00	.00	8.00	.00	.00	.0%
01357534 552000 MISC SUPPL	562.07	2,000.00	2,000.00	804.39	.00	1,200.00	-40.0%
01357534 552020 GAS/OIL&LU	3,987.61	8,000.00	8,000.00	7,577.03	.00	8,000.00	.0%
01357534 552040 TOOLS&SMI	.00	500.00	500.00	74.45	.00	500.00	.0%
01357534 552050 UNIFORMS	150.56	200.00	200.00	149.00	.00	200.00	.0%
01357534 552051 SAFETY APP	150.00	500.00	500.00	385.06	.00	500.00	.0%
01357534 552640 EQUIP<\$750	479.98	1,000.00	1,000.00	92.98	.00	1,000.00	.0%
01357534 564000 EQUIPMENT	.00	.00	.00	.00	.00	3,000.00	.0%
01357534 564001 EQ\$5000 OG	40,596.00	.00	20,513.00	20,513.00	.00	.00	-100.0%
TOTAL RECYCLING & EDUCATION	210,702.99	125,690.00	282,603.00	166,911.90	.00	220,242.00	-22.1%
361 WN PH I OLD POST-CLOSURE							
01361534 512000 REG SALARY	1,685.79	.00	.00	.00	.00	.00	.0%
01361534 521010 FICA TAXES	103.44	.00	.00	.00	.00	.00	.0%
01361534 521020 MEDICARE T	24.19	.00	.00	.00	.00	.00	.0%
01361534 522000 RETIREMENT	142.77	.00	.00	.00	.00	.00	.0%

09/28/2021 08:36  
6235msaw

BOARD OF COMMISSIONERS  
NEXT YEAR / CURRENT YEAR BUDGET ANALYSIS

P 24  
bgnyrpts

PROJECTION: 20221 2021/2022 BUDGET

FOR PERIOD 99

ACCOUNTS FOR:

GENERAL FUND	2020 ACTUAL	2021 ORIG BUD	2021 REVISED BUD	2021 ACTUAL	2021 PROJECTION	2022 FINAL	PCT CHANGE
01361534 523010	L & H INS	278.43	.00	.00	.00	.00	.0%
01361534 531000	PROF SVCS	22,609.45	113,560.00	108,511.00	19,972.84	.00	-43.0%
01361534 531325	PS-O&M LFG	43,341.37	44,000.00	44,000.00	27,282.28	.00	.0%
01361534 543000	UTILITY SV	1,357.50	1,950.00	1,950.00	1,269.74	.00	-28.2%
01361534 544000	RENT&LEASE	.00	1,000.00	1,000.00	.00	.00	.0%
01361534 545000	INSURANCE	745.15	850.00	850.00	752.95	.00	.0%
01361534 546000	RPR&MAINT	8.34	2,000.00	2,000.00	.00	.00	.0%
01361534 546710	GROUNDS UP	1,673.00	1,674.00	1,674.00	1,534.50	.00	.0%
01361534 549000	OT CUR CHG	.00	100.00	100.00	100.00	.00	.0%
01361534 552000	MISC SUPPL	634.24	1,000.00	1,000.00	.00	.00	-30.0%
01361534 552020	GAS/OIL&LU	1,000.00	3,000.00	3,000.00	2,776.07	.00	.0%
01361534 552040	TOOLS&SMI	272.93	500.00	500.00	285.00	.00	.0%
01361534 552051	SAFETY APP	89.58	100.00	100.00	79.36	.00	.0%
01361534 552301	MAT-LANDFL	1,000.00	1,000.00	1,000.00	1,000.00	.00	.0%
01361534 552640	EQUIP<\$750	399.99	500.00	500.00	.00	.00	.0%
TOTAL WN PH I OLD POST-CLOSU		75,366.17	171,234.00	166,185.00	55,052.74	.00	-28.6%
362	WN LANDFILL CLOSURE						
01362534 512000	REG SALARY	5,845.29	.00	.00	.00	.00	.0%
01362534 512002	SAL ON CAL	880.00	.00	.00	.00	.00	.0%
01362534 514000	OVERTIME	418.15	.00	.00	.00	.00	.0%
01362534 521010	FICA TAXES	445.93	.00	.00	.00	.00	.0%
01362534 521020	MEDICARE T	104.31	.00	.00	.00	.00	.0%
01362534 522000	RETIREMENT	617.74	.00	.00	.00	.00	.0%
01362534 523010	L & H INS	1,128.29	.00	.00	.00	.00	.0%
01362534 531000	PROF SVCS	114,286.03	102,340.00	107,389.00	91,417.03	.00	125.9%
01362534 531313	PS-LEE-WN	236,862.35	325,000.00	264,816.00	129,139.88	.00	19.0%
01362534 531313	PS-LEE-WN	90,909.00	93,750.00	93,750.00	93,750.00	.00	.0%
01362534 531325	PS-O&M LFG	145,099.38	146,000.00	146,000.00	89,478.75	.00	.0%
01362534 541000	COMMUNICAT	1,612.18	2,523.00	2,523.00	1,773.84	.00	-32.6%
01362534 542000	FREIG/POST	180.32	300.00	300.00	.00	.00	.0%
01362534 543000	UTILITY SV	7,497.02	12,330.00	12,330.00	6,967.36	.00	-38.4%
01362534 544000	RENT&LEASE	1,499.21	2,981.00	2,981.00	1,512.99	.00	3.4%
01362534 545000	INSURANCE	4,350.90	4,800.00	5,993.00	5,992.26	.00	17.6%
01362534 546000	REPAIRS &	85,005.86	65,815.00	63,013.00	30,277.53	.00	4.5%
01362534 546710	GROUNDS UP	5,023.00	5,022.00	5,022.00	4,603.50	.00	.0%
01362534 549000	OT CUR CHG	158.74	100.00	100.00	125.00	.00	.0%
01362534 549002	ADVERTISIN	102.02	500.00	500.00	.00	.00	.0%
01362534 549006	PERMIT FEE	250.00	250.00	250.00	250.00	.00	.0%
01362534 549061	UNIFORM RE	106.59	109.00	109.00	98.23	.00	.0%
01362534 549081	BACKGROUND	8.00	.00	.00	8.00	.00	.0%
01362534 552000	MISC SUPPL	1,764.95	2,000.00	2,000.00	990.39	.00	-10.0%
01362534 552020	GAS, OIL &	2,954.40	8,000.00	8,000.00	2,023.01	.00	.0%



09/28/2021 08:36  
6235msaw

BOARD OF COMMISSIONERS  
NEXT YEAR / CURRENT YEAR BUDGET ANALYSIS

P 25  
bgnyrpts

PROJECTION: 20221 2021/2022 BUDGET

FOR PERIOD 99

ACCOUNTS FOR:

GENERAL FUND	2020 ACTUAL	2021 ORIG BUD	2021 REVISED BUD	2021 ACTUAL	2021 PROJECTION	2022 FINAL	PCT CHANGE
01362534 552040 TOOLS&SMI	1,451.66	2,000.00	2,000.00	1,107.87	.00	2,000.00	.0%
01362534 552050 UNIFORMS	80.00	150.00	150.00	90.00	.00	150.00	.0%
01362534 552051 SAFETY APP	254.50	500.00	500.00	321.05	.00	500.00	.0%
01362534 552301 MAT-LANDFL	19,897.54	20,000.00	20,000.00	19,999.13	.00	20,000.00	.0%
01362534 552640 EQUIP<\$750	2,496.26	3,000.00	3,000.00	1,288.41	.00	3,000.00	.0%
01362534 564000 EQUIPMENT	12,827.04	5,318.00	5,318.00	.00	.00	5,318.00	.0%
01362534 564002 FRP EQ50000 OG	90,969.00	.00	.00	.00	.00	.00	.0%
<b>TOTAL WN LANDFILL CLOSURE</b>	<b>835,085.66</b>	<b>802,788.00</b>	<b>746,044.00</b>	<b>481,214.23</b>	<b>.00</b>	<b>929,690.00</b>	<b>24.6%</b>
363 LOFTON CREEK POST-CLOSURE							
01363534 512000 REG SALARY	2,344.05	.00	.00	.00	.00	.00	.0%
01363534 521010 FICA TAXES	142.67	.00	.00	.00	.00	.00	.0%
01363534 521020 MEDICARE T	33.36	.00	.00	.00	.00	.00	.0%
01363534 522000 RETIREMENT	198.54	.00	.00	.00	.00	.00	.0%
01363534 523010 L & H INS	345.64	.00	.00	.00	.00	.00	.0%
01363534 531000 PROF SVCS	16,539.93	104,360.00	104,360.00	48,830.44	.00	113,900.00	9.1%
01363534 544000 RENT&LEASE	.00	1,000.00	1,000.00	.00	.00	1,000.00	.0%
01363534 545000 INSURANCE	487.60	600.00	600.00	492.85	.00	550.00	-8.3%
01363534 546000 RPR&MAINT	7,918.90	6,200.00	6,200.00	2,557.18	.00	6,200.00	.0%
01363534 546710 GROUNDS UP	804.00	804.00	804.00	737.00	.00	804.00	.0%
01363534 549000 OT CUR CHG	.00	100.00	100.00	85.00	.00	100.00	.0%
01363534 549006 PERMIT FEE	.00	.00	.00	.00	.00	2,000.00	.0%
01363534 552000 MISC SUPPL	.00	800.00	800.00	.00	.00	500.00	-37.5%
01363534 552020 GAS/OIL&LU	423.79	5,000.00	5,000.00	2,301.46	.00	5,000.00	.0%
01363534 552040 TOOLS&SMI	82.94	200.00	200.00	.00	.00	200.00	.0%
01363534 552051 SAFETY APP	200.00	200.00	200.00	200.00	.00	200.00	.0%
01363534 552640 EQUIP<\$750	449.98	500.00	500.00	.00	.00	500.00	.0%
<b>TOTAL LOFTON CREEK POST-CLOS</b>	<b>29,971.40</b>	<b>119,764.00</b>	<b>119,764.00</b>	<b>55,203.93</b>	<b>.00</b>	<b>130,954.00</b>	<b>9.3%</b>
364 BRYCEVILLE POST-CLOSURE							
01364534 512000 REG SALARY	1,184.24	.00	.00	.00	.00	.00	.0%
01364534 521010 FICA TAXES	71.36	.00	.00	.00	.00	.00	.0%
01364534 521020 MEDICARE T	16.69	.00	.00	.00	.00	.00	.0%
01364534 522000 RETIREMENT	100.31	.00	.00	.00	.00	.00	.0%
01364534 523010 L & H INS	175.15	.00	.00	.00	.00	.00	.0%
01364534 531000 PROF SVCS	.00	9,000.00	9,000.00	.00	.00	9,000.00	.0%
01364534 544000 RENT&LEASE	.00	1,000.00	1,000.00	.00	.00	1,000.00	.0%
01364534 545000 INSURANCE	223.25	250.00	250.00	225.75	.00	275.00	10.0%
01364534 546000 RPR&MAINT	877.16	3,500.00	3,500.00	.00	.00	3,500.00	.0%
01364534 549000 OT CUR CHG	.00	100.00	100.00	.00	.00	100.00	.0%
01364534 552000 MISC SUPPL	74.06	500.00	500.00	.00	.00	500.00	.0%
01364534 552020 GAS/OIL&LU	809.69	3,000.00	3,000.00	2,171.46	.00	3,000.00	.0%

09/28/2021 08:36  
6235msaw

BOARD OF COMMISSIONERS  
NEXT YEAR / CURRENT YEAR BUDGET ANALYSIS

P 26  
bgnyrpts

PROJECTION: 20221 2021/2022 BUDGET

FOR PERIOD 99

ACCOUNTS FOR:

GENERAL FUND	2020 ACTUAL	2021 ORIG BUD	2021 REVISED BUD	2021 ACTUAL	2021 PROJECTION	2022 FINAL	PCT CHANGE
01364534 552040 TOOLS&SMI	.00	200.00	200.00	62.69	.00	200.00	.0%
01364534 552051 SAFETY APP	200.00	200.00	200.00	200.00	.00	200.00	.0%
01364534 552640 EQUIP<\$750	.00	400.00	400.00	.00	.00	400.00	.0%
TOTAL BRYCEVILLE POST-CLOSUR	3,731.91	18,150.00	18,150.00	2,659.90	.00	18,175.00	.1%
369 CONVENIENCE CENTER							
01369534 512000 REG SALARY	8,441.86	.00	.00	.00	.00	.00	.0%
01369534 521010 FICA TAXES	535.65	.00	38.00	37.20	.00	.00	-100.0%
01369534 521020 MEDICARE T	125.27	.00	9.00	8.70	.00	.00	-100.0%
01369534 522000 RETIREMENT	740.46	.00	60.00	60.00	.00	.00	-100.0%
01369534 523010 L & H INS	1,961.74	.00	.00	.00	.00	.00	.0%
01369534 541000 COMMUNICAT	14.74	3.00	24.00	8.99	.00	27.00	12.5%
01369534 543000 UTILITY SV	1,157.72	1,293.00	1,293.00	940.48	.00	1,293.00	.0%
01369534 543003 WASTE DISP	88,603.27	104,000.00	135,000.00	121,305.55	.00	139,000.00	3.0%
01369534 544000 RENT&LEASE	.00	3,915.00	3,915.00	.00	.00	3,915.00	.0%
01369534 545000 INSURANCE	742.50	1,300.00	1,300.00	676.50	.00	850.00	-34.6%
01369534 546000 RPR&MAINT	17,876.00	10,755.00	10,755.00	3,036.78	.00	10,726.00	-.3%
01369534 549002 ADVERTISIN	703.87	1,000.00	1,000.00	.00	.00	1,000.00	.0%
01369534 549061 UNIFORM RE	286.11	292.00	292.00	258.72	.00	292.00	.0%
01369534 549081 BACKGROUND	16.00	.00	.00	16.00	.00	.00	.0%
01369534 552000 MISC SUPPL	999.38	1,000.00	1,000.00	915.50	.00	1,000.00	.0%
01369534 552020 GAS/OIL&LU	3,009.43	6,500.00	6,392.00	1,490.14	.00	6,500.00	1.7%
01369534 552040 TOOLS&SMI	157.61	300.00	300.00	144.48	.00	300.00	.0%
01369534 552050 UNIFORMS	200.00	300.00	300.00	197.00	.00	300.00	.0%
01369534 552051 SAFETY APP	300.00	600.00	620.00	619.99	.00	600.00	-3.2%
01369534 552640 EQUIP<\$750	1,297.38	2,000.00	2,000.00	1,699.62	.00	2,000.00	.0%
01369534 564000 EQUIPMENT	42,362.00	.00	.00	.00	.00	.00	.0%
01369534 564001 EQ\$5000 OG	.00	34,090.00	42,202.00	42,202.00	.00	15,000.00	-64.5%
TOTAL CONVENIENCE CENTER	169,530.99	167,348.00	206,500.00	173,617.65	.00	182,803.00	-11.5%
371 COOPERATIVE EXTENSION SVC							
01371537 512000 REG SALARY	222,692.43	253,512.00	253,512.00	202,703.50	.00	248,345.00	-2.0%
01371537 512000 COVID REG SALARY	5,056.90	.00	.00	.00	.00	.00	.0%
01371537 513000 SALARY-N/R	3,800.00	.00	.00	.00	.00	.00	.0%
01371537 514000 OVERTIME	.00	.00	155.00	62.49	.00	.00	-100.0%
01371537 514000 COVID OVERTIME	.00	.00	14.00	13.99	.00	.00	-100.0%
01371537 514001 COVID DOUBLE TIM	21.52	.00	21.00	20.05	.00	.00	-100.0%
01371537 521010 FICA TAXES	13,989.73	15,718.00	15,718.00	12,455.16	.00	15,397.00	-2.0%
01371537 521010 COVID FICA TAXES	310.04	.00	3.00	2.06	.00	.00	-100.0%
01371537 521020 MEDICARE T	3,271.92	3,676.00	3,676.00	2,912.85	.00	3,601.00	-2.0%
01371537 521020 COVID MEDICARE T	72.52	.00	.00	.48	.00	.00	.0%
01371537 522000 RETIREMENT	19,623.65	25,351.00	25,351.00	19,932.70	.00	26,871.00	6.0%

09/28/2021 08:36  
6235msaw

BOARD OF COMMISSIONERS  
NEXT YEAR / CURRENT YEAR BUDGET ANALYSIS

P 27  
bgnyrpts

PROJECTION: 20221 2021/2022 BUDGET

FOR PERIOD 99

ACCOUNTS FOR:

GENERAL FUND	2020 ACTUAL	2021 ORIG BUD	2021 REVISED BUD	2021 ACTUAL	2021 PROJECTION	2022 FINAL	PCT CHANGE
01371537 522000 COVID RETIREMENT	430.12	.00	4.00	3.41	.00	.00	-100.0%
01371537 523010 L & H INS	12,036.86	18,044.00	18,044.00	18,423.62	.00	21,518.00	19.3%
01371537 523010 COVID L & H INS	1,030.42	.00	8.00	7.98	.00	.00	-100.0%
01371537 524010 WKRS COMP	150.46	160.00	169.00	168.38	.00	144.00	-14.8%
01371537 531000 PROF SVCS	241.19	.00	.00	.00	.00	.00	.0%
01371537 540000 TRAVEL & P	64.41	9,392.00	8,117.00	598.00	.00	8,650.00	6.6%
01371537 541000 COMMUNICAT	6,724.87	6,800.00	6,800.00	5,792.98	.00	6,800.00	.0%
01371537 542000 FREIG/POST	31.40	100.00	100.00	67.85	.00	100.00	.0%
01371537 543000 UTILITY SE	7,106.49	14,500.00	14,500.00	6,169.85	.00	8,900.00	-38.6%
01371537 544000 RENTALS/LE	3,567.00	3,567.00	4,678.00	4,682.76	.00	5,091.00	8.8%
01371537 545000 INSURANCE	2,876.00	3,700.00	3,700.00	2,965.00	.00	3,650.00	-1.4%
01371537 546000 REPAIRS &	718.02	1,500.00	1,500.00	720.55	.00	2,924.00	94.9%
01371537 546020 MAIN SVC C	900.07	1,424.00	1,424.00	870.71	.00	1,424.00	.0%
01371537 549000 OTHER CURR	41.44	100.00	100.00	46.20	.00	100.00	.0%
01371537 549081 BACKGROUND	92.50	50.00	800.00	734.50	.00	150.00	-81.3%
01371537 549371 4H PROGRAM	1,658.90	3,000.00	3,000.00	2,810.06	.00	2,900.00	-3.3%
01371537 551000 OFFICE SUP	2,206.44	2,100.00	2,100.00	1,600.35	.00	2,100.00	.0%
01371537 552000 MISCELLANE	589.34	500.00	500.00	332.00	.00	500.00	.0%
01371537 552020 GAS, OIL &	1,081.34	3,500.00	3,500.00	1,268.27	.00	3,400.00	-2.9%
01371537 552640 EQUIPMENT	2,857.95	7,000.00	3,713.00	1,027.78	.00	7,000.00	88.5%
01371537 554000 DUES/SUBSC	1,234.99	1,200.00	1,200.00	1,010.99	.00	1,150.00	-4.2%
01371537 555000 TRAINING	2,782.24	3,795.00	3,045.00	206.36	.00	3,795.00	24.6%
01371537 562000 YEXT BUILDINGS	21,438.41	341,700.00	341,699.00	96,571.12	.00	308,663.00	-9.7%
01371537 564000 EQUIPMENT	3,178.14	.00	3,287.00	3,178.14	.00	.00	-100.0%
01371537 564001 FRP EQ\$5000 OG	.00	24,444.00	24,444.00	24,443.40	.00	.00	-100.0%
<b>TOTAL COOPERATIVE EXTENSION</b>	<b>341,877.71</b>	<b>744,833.00</b>	<b>744,882.00</b>	<b>411,803.54</b>	<b>.00</b>	<b>683,173.00</b>	<b>-8.3%</b>
372 SOIL CONSERVATION							
01372537 581000 AID TO OTH	26,525.00	26,525.00	26,525.00	26,525.00	.00	26,525.00	.0%
<b>TOTAL SOIL CONSERVATION</b>	<b>26,525.00</b>	<b>26,525.00</b>	<b>26,525.00</b>	<b>26,525.00</b>	<b>.00</b>	<b>26,525.00</b>	<b>.0%</b>
522 TDC RESEARCH/ADMIN							
01522552 582000 COVID AID-PRIVAT	.00	.00	5,385.00	5,385.00	.00	.00	-100.0%
<b>TOTAL TDC RESEARCH/ADMIN</b>	<b>.00</b>	<b>.00</b>	<b>5,385.00</b>	<b>5,385.00</b>	<b>.00</b>	<b>.00</b>	<b>-100.0%</b>
541 AFFORDABLE HOUSING							
01541554 549000 OT CUR CHG	175.00	175.00	175.00	175.00	.00	175.00	.0%
01541554 554000 DUES/SUBSC	200.00	200.00	200.00	200.00	.00	200.00	.0%
<b>TOTAL AFFORDABLE HOUSING</b>	<b>375.00</b>	<b>375.00</b>	<b>375.00</b>	<b>375.00</b>	<b>.00</b>	<b>375.00</b>	<b>.0%</b>
552 ECONOMIC DEVELOPMENT							
01552552 582000 DOWNE AID-PRIVAT	.00	14,400.00	14,400.00	.00	.00	14,400.00	.0%

09/28/2021 08:36  
6235msaw

BOARD OF COMMISSIONERS  
NEXT YEAR / CURRENT YEAR BUDGET ANALYSIS

P 28  
bgnyrpts

PROJECTION: 20221 2021/2022 BUDGET

FOR PERIOD 99

ACCOUNTS FOR:

GENERAL FUND	2020 ACTUAL	2021 ORIG BUD	2021 REVISED BUD	2021 ACTUAL	2021 PROJECTION	2022 FINAL	PCT CHANGE
01552552 582000 EG001 AID-PRIVAT	.00	4,720.00	4,720.00	4,719.18	.00	.00	-100.0%
01552552 582000 LIGNO AID-PRIVAT	9,860.77	35,139.00	35,139.00	11,250.00	.00	23,889.00	-32.0%
01552552 582000 M&LSF F.S. 288	3,420.00	3,420.00	3,420.00	.00	.00	3,420.00	.0%
TOTAL ECONOMIC DEVELOPMENT	13,280.77	57,679.00	57,679.00	15,969.18	.00	41,709.00	-27.7%
691 HEALTH & WELFARE-INDIGENT							
01691561 549611 HOSP-HCRA	38,596.59	150,000.00	150,000.00	27,979.05	.00	150,000.00	.0%
01691562 543000 UTILITY SV	15,334.87	20,000.00	20,000.00	13,671.72	.00	16,900.00	-15.5%
01691562 545000 INSURANCE	17,142.00	19,750.00	19,750.00	19,000.00	.00	20,500.00	3.8%
01691562 549405 REFUND PYR	2,500.00	.00	.00	.00	.00	.00	.0%
01691562 549624 MEDICAID	890,043.93	915,523.00	915,523.00	894,332.49	.00	879,199.00	-4.0%
01691562 549625 INC-CANCER	.00	1,000.00	1,000.00	.00	.00	1,000.00	.0%
01691562 581009 HEALTH DEP	1,091,226.00	1,091,226.00	1,091,226.00	1,091,226.00	.00	1,091,226.00	.0%
01691562 581009 COVID HEALTH DEP	184,680.00	.00	.00	.00	.00	.00	.0%
01691564 549000 OT CUR CHG	.223.50	500.00	500.00	74.50	.00	500.00	.0%
01691564 549643 IND-BURIAL	13,500.00	20,000.00	20,000.00	14,250.00	.00	18,000.00	-10.0%
TOTAL HEALTH & WELFARE-INDIG	2,253,246.89	2,217,999.00	2,217,999.00	2,060,533.76	.00	2,177,325.00	-1.8%
692 NOT FOR PROFIT AGENCIES							
01692537 582014 ST MARY CO	700.00	700.00	700.00	700.00	.00	700.00	.0%
01692552 582011 ECON DEVEL	150,000.00	150,000.00	150,000.00	150,000.00	.00	150,000.00	.0%
01692559 582012 COVID GREAT CHAM	.00	.00	240,520.00	233,981.35	.00	.00	-100.0%
01692564 582000 COVID AID-PRIVAT	33,628.56	.00	30,167.00	30,166.62	.00	.00	-100.0%
01692564 582005 EPISCOPAL	12,150.00	12,150.00	12,150.00	12,150.00	.00	12,150.00	.0%
01692564 582008 CON ON AGE	300,000.00	300,000.00	300,000.00	300,000.00	.00	325,000.00	8.3%
01692564 582008 COVID CON ON AGE	556,600.00	.00	.00	.00	.00	.00	.0%
01692564 582010 BARNABAS	5,000.00	5,000.00	5,000.00	5,000.00	.00	25,000.00	400.0%
01692564 582010 COVID BARNABAS	150,000.00	.00	.00	.00	.00	.00	.0%
01692564 582033 SALV ARMY	5,000.00	5,000.00	5,000.00	5,000.00	.00	5,000.00	.0%
01692564 582043 COVID AID-PRIVAT	17,500.00	.00	.00	.00	.00	.00	.0%
01692564 582202 BOYS&GIRLS	100,000.00	100,000.00	100,000.00	100,000.00	.00	100,000.00	.0%
01692564 582202 COVID BOYS&GIRLS	50,000.00	.00	.00	.00	.00	.00	.0%
01692565 582007 ARC	32,400.00	32,400.00	32,400.00	32,400.00	.00	32,400.00	.0%
01692565 582007 COVID ARC	.00	.00	96,945.00	96,945.00	.00	.00	-100.0%
01692569 582034 VET SUI PV	5,000.00	5,000.00	5,000.00	5,000.00	.00	5,000.00	.0%
01692569 582042 MICAH'S HS	50,000.00	50,000.00	50,000.00	50,000.00	.00	50,000.00	.0%
01692569 582042 COVID MICAH'S HS	25,000.00	.00	.00	.00	.00	.00	.0%
01692573 549730 FEE-WELCOM	300.00	300.00	300.00	300.00	.00	300.00	.0%
TOTAL NOT FOR PROFIT AGENCIE	1,493,278.56	660,550.00	1,028,182.00	1,021,642.97	.00	705,550.00	-31.4%
693 MENTAL, ALCOHOL, & DRUG							
01693563 582003 BAKER ACT	32,000.00	32,000.00	32,000.00	32,000.00	.00	32,000.00	.0%

09/28/2021 08:36  
6235msaw

BOARD OF COMMISSIONERS  
NEXT YEAR / CURRENT YEAR BUDGET ANALYSIS

P 29  
bgnyrpts

PROJECTION: 20221 2021/2022 BUDGET

FOR PERIOD 99

ACCOUNTS FOR:

GENERAL FUND	2020 ACTUAL	2021 ORIG BUD	2021 REVISED BUD	2021 ACTUAL	2021 PROJECTION	2022 FINAL	PCT CHANGE
01693569 582002 NC-M/A& DR	249,733.00	249,733.00	249,733.00	249,733.00	.00	283,000.00	13.3%
01693569 582002 COVID NC-M/A& DR	70,000.00	.00	.00	.00	.00	.00	.0%
TOTAL MENTAL, ALCOHOL, & DRU	351,733.00	281,733.00	281,733.00	281,733.00	.00	315,000.00	11.8%
711 LIBRARIES							
01711571 512000 REG SALARY	334,548.80	391,078.00	390,962.00	355,615.87	.00	408,380.00	4.5%
01711571 512000 COVID REG SALARY	43,146.36	.00	8,621.00	8,620.58	.00	.00	-100.0%
01711571 514000 OVERTIME	324.34	10,822.00	10,822.00	2,137.24	.00	2,575.00	-76.2%
01711571 514000 COVID OVERTIME	.00	.00	818.00	817.50	.00	.00	-100.0%
01711571 514001 COVID DOUBLE TIM	3,722.80	.00	1,399.00	1,398.01	.00	.00	-100.0%
01711571 521010 FICA TAXES	20,547.79	24,918.00	24,918.00	21,830.31	.00	25,479.00	2.3%
01711571 521010 COVID FICA TAXES	2,874.58	.00	660.00	659.09	.00	.00	-100.0%
01711571 521020 MEDICARE T	4,805.55	5,828.00	5,828.00	5,105.38	.00	5,959.00	2.2%
01711571 521020 COVID MEDICARE T	672.33	.00	155.00	154.14	.00	.00	-100.0%
01711571 522000 RETIREMENT	33,667.10	50,733.00	50,733.00	41,919.90	.00	53,093.00	4.7%
01711571 522000 COVID RETIREMENT	4,322.12	.00	1,084.00	1,083.62	.00	.00	-100.0%
01711571 523010 L & H INS	25,849.70	36,088.00	36,088.00	33,093.49	.00	43,036.00	19.3%
01711571 523010 COVID L & H INS	4,373.08	.00	1,193.00	1,192.15	.00	.00	-100.0%
01711571 524010 WKRS COMP	2,165.54	2,339.00	2,455.00	2,454.14	.00	2,026.00	-17.5%
01711571 534000 CONT SVCS	568.53	.00	.00	.00	.00	.00	.0%
01711571 540000 TRAV&PDIEM	829.67	3,498.00	879.00	79.41	.00	1,519.00	72.8%
01711571 541000 COMMUNICAT	1,103.02	1,655.00	1,655.00	1,354.21	.00	1,200.00	-27.5%
01711571 542000 FREIG/POST	627.71	761.00	761.00	259.86	.00	741.00	-2.6%
01711571 544000 RENT&LEASE	2,091.48	2,423.00	2,423.00	2,311.96	.00	2,423.00	.0%
01711571 545000 INSURANCE	318.00	800.00	800.00	320.00	.00	400.00	-50.0%
01711571 546000 RPR&MAINT	1,920.00	1,920.00	1,920.00	1,760.00	.00	1,920.00	.0%
01711571 546020 MAIN SVC C	23,398.10	29,642.00	29,642.00	28,152.09	.00	32,866.00	10.9%
01711571 546040 R&M-TRUCK	1,677.22	1,224.00	1,224.00	984.37	.00	1,285.00	5.0%
01711571 547000 PRINTING &	.00	3,194.00	3,194.00	2,332.48	.00	2,200.00	-31.1%
01711571 549000 OTHER CURR	18,983.47	22,684.00	22,684.00	14,933.52	.00	18,920.00	-16.6%
01711571 549081 BACKGROUND	8.00	.00	.00	16.00	.00	.00	.0%
01711571 551000 OFFICE SUP	207.66	600.00	600.00	102.38	.00	400.00	-33.3%
01711571 552000 MISCELLANE	11,282.45	17,512.00	14,996.00	10,971.02	.00	11,300.00	-24.6%
01711571 552020 GAS, OIL &	2,197.38	3,150.00	3,150.00	2,311.18	.00	2,959.00	-6.1%
01711571 552640 EQUIPMENT	4,105.54	1,078.00	526.00	151.79	.00	519.00	-1.3%
01711571 552646 SOFTWARE	8,160.00	32,640.00	35,872.00	32,640.00	.00	.00	-100.0%
01711571 554000 DUES/SUBSC	24,571.69	31,241.00	42,241.00	39,612.27	.00	23,142.00	-45.2%
01711571 554000 LBDON DUES/SUBSC	.00	.00	1,608.00	1,568.32	.00	.00	-100.0%
01711571 554005 SUBSCRIPT	1,568.32	.00	.00	.00	.00	.00	.0%
01711571 555000 TRAINING	1,582.00	1,107.00	1,107.00	99.00	.00	682.00	-38.4%
01711571 564000 EQUIPMENT	.00	.00	3,068.00	2,031.39	.00	2,032.00	-33.8%
01711571 564001 FRP EQ\$5000 OG	.00	24,388.00	24,388.00	23,626.00	.00	24,388.00	.0%
01711571 566100 BOOKS &MAT	136,336.79	143,068.00	132,068.00	126,813.60	.00	143,068.00	8.3%

09/28/2021 08:36  
6235msaw

BOARD OF COMMISSIONERS  
NEXT YEAR / CURRENT YEAR BUDGET ANALYSIS

P 30  
bgnyrpts

PROJECTION: 20221 2021/2022 BUDGET

FOR PERIOD 99

ACCOUNTS FOR:

GENERAL FUND	2020 ACTUAL	2021 ORIG BUD	2021 REVISED BUD	2021 ACTUAL	2021 PROJECTION	2022 FINAL	PCT CHANGE
TOTAL LIBRARIES	722,557.12	844,391.00	860,542.00	768,512.27	.00	812,512.00	-5.6%
712 FERNANDINA BEACH BRANCH							
01712571 512000 REG SALARY	193,404.02	242,467.00	245,060.00	212,614.96	.00	232,778.00	-5.0%
01712571 512000 COVID REG SALARY	25,072.08	.00	413.00	871.66	.00	.00	-100.0%
01712571 513000 SALARY-N/R	.00	.00	4,800.00	3,440.00	.00	2,000.00	-58.3%
01712571 514000 OVERTIME	59.55	.00	.00	1,703.99	.00	.00	.0%
01712571 514001 COVID DOUBLE TIM	1,927.69	.00	.00	.00	.00	.00	.0%
01712571 521010 FICA TAXES	11,706.99	15,033.00	15,548.00	12,898.88	.00	14,556.00	-6.4%
01712571 521010 COVID FICA TAXES	1,618.20	.00	24.00	52.08	.00	.00	-100.0%
01712571 521020 MEDICARE T	2,737.98	3,516.00	3,636.00	3,016.73	.00	3,404.00	-6.4%
01712571 521020 COVID MEDICARE T	378.45	.00	6.00	12.18	.00	.00	-100.0%
01712571 522000 RETIREMENT	22,241.89	30,079.00	30,964.00	24,608.70	.00	24,944.00	-19.4%
01712571 522000 COVID RETIREMENT	2,458.91	.00	42.00	90.93	.00	.00	-100.0%
01712571 523010 L & H INS	26,534.78	36,152.00	36,152.00	36,499.65	.00	53,615.00	48.3%
01712571 523010 COVID L & H INS	5,087.97	.00	107.00	241.84	.00	.00	-100.0%
01712571 524010 WKRS COMP	426.46	412.00	442.00	441.93	.00	372.00	-15.8%
01712571 534000 OT CONT SV	480.00	480.00	480.00	480.00	.00	480.00	.0%
01712571 540000 TRAVEL & P	503.41	2,040.00	2,040.00	12.08	.00	1,007.00	-50.6%
01712571 541000 COMMUNICAT	1,150.43	1,238.00	1,238.00	800.41	.00	1,112.00	-10.2%
01712571 541040 COM-COMPUT	2,325.00	2,426.00	7,469.00	6,902.29	.00	7,740.00	3.6%
01712571 542000 PASS FREIG/POST	1,777.40	3,800.00	3,800.00	2,252.35	.00	3,333.00	-12.3%
01712571 543000 UTILITY SV	40,540.68	46,667.00	41,624.00	38,052.54	.00	42,600.00	2.3%
01712571 544000 RENTALS/LE	28.38	45.00	45.00	29.88	.00	32.00	-28.9%
01712571 545000 INSURANCE	5,316.00	5,300.00	5,804.00	5,804.00	.00	6,200.00	6.8%
01712571 546000 REPAIRS &	1,498.36	1,553.00	1,553.00	429.01	.00	1,611.00	3.7%
01712571 546020 MAIN SVC C	3,322.49	3,522.00	3,522.00	.00	.00	5,964.00	69.3%
01712571 547000 PRINTING &	.00	50.00	55.00	55.00	.00	100.00	81.8%
01712571 549000 OTHER CURR	297.69	233.00	680.00	1,034.81	.00	1,462.00	115.0%
01712571 549000 LBDON OT CUR CHG	.00	.00	350.00	.00	.00	700.00	100.0%
01712571 549002 ADVERTISIN	954.58	.00	643.00	642.46	.00	.00	-100.0%
01712571 549008 CASH SHORT	.01	.00	6.00	6.20	.00	.00	-100.0%
01712571 549081 BACKGROUND	.00	.00	173.00	217.50	.00	.00	-100.0%
01712571 551000 OFFICE SUP	608.42	900.00	900.00	684.68	.00	605.00	-32.8%
01712571 552000 MISCELLANE	1,817.33	3,805.00	2,982.00	2,521.80	.00	2,100.00	-29.6%
01712571 552000 LBDON MISC SUPPL	.00	.00	105.00	104.71	.00	.00	-100.0%
01712571 552000 PASS MISC SUPPL	1,010.33	3,675.00	3,675.00	2,437.54	.00	2,900.00	-21.1%
01712571 552030 JANITOR SU	3,017.85	4,600.00	4,345.00	3,081.33	.00	3,614.00	-16.8%
01712571 552640 EQUIPMENT	3,377.26	1,100.00	15,664.00	14,930.02	.00	311.00	-98.0%
01712571 552640 LBDON EQUIP<\$750	.00	.00	578.00	578.00	.00	.00	-100.0%
01712571 554005 SUBSCRIPT	994.79	14,504.00	14,504.00	4,659.07	.00	4,589.00	-68.4%
01712571 554005 LBDON SUBSCRIPT	.00	.00	3,500.00	919.32	.00	5,581.00	59.5%
01712571 555000 TRAINING	440.00	790.00	790.00	99.00	.00	427.00	-45.9%

09/28/2021 08:36  
6235msaw

BOARD OF COMMISSIONERS  
NEXT YEAR / CURRENT YEAR BUDGET ANALYSIS

P 31  
bgnyrpts

PROJECTION: 20221 2021/2022 BUDGET

FOR PERIOD 99

ACCOUNTS FOR:

GENERAL FUND	2020 ACTUAL	2021 ORIG BUD	2021 REVISED BUD	2021 ACTUAL	2021 PROJECTION	2022 FINAL	PCT CHANGE
01712571 564000 EQUIPMENT	817.50	761.00	4,760.00	3,999.45	.00	.00	-100.0%
01712571 564000 PASS EQUIPMENT	995.00	.00	.00	.00	.00	.00	.0%
01712571 566100 BOOKS &MAT	21,593.48	7,597.00	7,606.00	7,596.03	.00	.00	-100.0%
01712571 566100 LBDON BOOKS &MAT	.00	.00	23,908.00	19,747.82	.00	35,478.00	48.4%
TOTAL FERNANDINA BEACH BRANC	386,521.36	432,745.00	489,993.00	414,570.83	.00	459,615.00	-6.2%
713 CALLAHAN BRANCH							
01713571 512000 REG SALARY	86,423.71	109,932.00	109,929.00	92,550.06	.00	116,235.00	5.7%
01713571 512000 COVID REG SALARY	11,060.09	.00	.00	.00	.00	.00	.0%
01713571 514000 OVERTIME	.00	.00	.00	522.03	.00	.00	.0%
01713571 514001 COVID DOUBLE TIM	2,992.26	.00	926.00	925.23	.00	.00	-100.0%
01713571 521010 FICA TAXES	5,327.13	6,816.00	6,816.00	5,594.25	.00	7,207.00	5.7%
01713571 521010 COVID FICA TAXES	868.91	.00	58.00	57.22	.00	.00	-100.0%
01713571 521020 MEDICARE T	1,245.82	1,594.00	1,594.00	1,308.43	.00	1,685.00	5.7%
01713571 521020 COVID MEDICARE T	203.21	.00	14.00	13.38	.00	.00	-100.0%
01713571 522000 RETIREMENT	7,708.12	10,993.00	10,993.00	9,519.98	.00	12,577.00	14.4%
01713571 522000 COVID RETIREMENT	1,304.64	.00	93.00	92.52	.00	.00	-100.0%
01713571 523010 L & H INS	12,133.34	18,044.00	18,044.00	16,129.74	.00	21,338.00	18.3%
01713571 523010 COVID L & H INS	2,004.32	.00	127.00	126.18	.00	.00	-100.0%
01713571 524010 WKRS COMP	142.16	187.00	190.00	189.56	.00	186.00	-2.1%
01713571 534000 OT CONT SV	222.00	222.00	222.00	222.00	.00	222.00	.0%
01713571 540000 TRAVEL & P	99.30	834.00	834.00	77.13	.00	310.00	-62.8%
01713571 541000 COMMUNICAT	601.73	636.00	636.00	573.38	.00	700.00	10.1%
01713571 541040 COM-COMPUT	5,897.26	5,876.00	7,832.00	7,785.20	.00	7,739.00	-1.2%
01713571 543000 UTILITY SV	6,439.93	7,898.00	7,898.00	5,509.25	.00	7,600.00	-3.8%
01713571 544000 RENTALS/LE	81,357.43	89,555.00	83,962.00	81,927.93	.00	82,515.00	-1.7%
01713571 545000 INSURANCE	977.00	650.00	1,089.00	1,089.00	.00	1,200.00	10.2%
01713571 546000 REPAIRS &	1,699.23	3,119.00	3,119.00	1,338.58	.00	2,968.00	-4.8%
01713571 547000 PRINTING &	58.00	50.00	50.00	.00	.00	.00	-100.0%
01713571 549000 OTHER CURR	203.21	52.00	475.00	462.30	.00	1,917.00	303.6%
01713571 549008 CASH SHORT	.00	.00	.00	3.60	.00	.00	.0%
01713571 549081 BACKGROUND	37.50	.00	.00	.00	.00	.00	.0%
01713571 551000 OFFICE SUP	201.16	250.00	250.00	104.13	.00	200.00	-20.0%
01713571 552000 MISCELLANE	1,566.37	2,443.00	2,275.00	895.09	.00	1,992.00	-12.4%
01713571 552030 JANITOR SU	163.11	1,500.00	1,245.00	654.22	.00	1,500.00	20.5%
01713571 552640 EQUIPMENT	4,670.78	579.00	8,421.00	8,416.51	.00	742.00	-91.2%
01713571 554000 DUES/SUBSC	.00	45.00	45.00	.00	.00	.00	-100.0%
01713571 554005 SUBSCRIPT	.00	.00	.00	.00	.00	114.00	.0%
01713571 555000 TRAINING	.00	317.00	317.00	.00	.00	254.00	-19.9%
01713571 564000 EQUIPMENT	817.50	.00	.00	.00	.00	.00	.0%
01713571 566100 BOOKS &MAT	499.60	.00	.00	.00	.00	.00	.0%
TOTAL CALLAHAN BRANCH	236,924.82	261,592.00	267,454.00	236,086.90	.00	269,201.00	.7%
714 HILLIARD BRANCH							
01714571 512000 REG SALARY	75,345.33	89,102.00	89,094.00	84,891.32	.00	94,702.00	6.3%

09/28/2021 08:36  
6235msaw

BOARD OF COMMISSIONERS  
NEXT YEAR / CURRENT YEAR BUDGET ANALYSIS

P 32  
bgnyrpts

PROJECTION: 20221 2021/2022 BUDGET

FOR PERIOD 99

ACCOUNTS FOR:

GENERAL FUND	2020 ACTUAL	2021 ORIG BUD	2021 REVISED BUD	2021 ACTUAL	2021 PROJECTION	2022 FINAL	PCT CHANGE
01714571 512000 COVID REG SALARY	10,755.84	.00	.00	.00	.00	.00	.0%
01714571 514000 OVERTIME	.00	.00	.00	525.25	.00	.00	.0%
01714571 514001 COVID DOUBLE TIM	1,265.75	.00	.00	.00	.00	.00	.0%
01714571 521010 FICA TAXES	4,555.32	5,524.00	5,524.00	4,849.66	.00	5,872.00	6.3%
01714571 521010 COVID FICA TAXES	737.28	.00	.00	.00	.00	.00	.0%
01714571 521020 MEDICARE T	1,065.32	1,292.00	1,292.00	1,134.14	.00	1,373.00	6.3%
01714571 521020 COVID MEDICARE T	172.41	.00	.00	.00	.00	.00	.0%
01714571 522000 RETIREMENT	6,667.65	8,910.00	8,910.00	8,715.21	.00	10,247.00	15.0%
01714571 522000 COVID RETIREMENT	1,117.93	.00	.00	.00	.00	.00	.0%
01714571 523010 L & H INS	14,207.20	18,172.00	18,172.00	18,650.64	.00	21,842.00	20.2%
01714571 523010 COVID L & H INS	1,967.46	.00	.00	.00	.00	.00	.0%
01714571 524010 WKRS COMP	140.31	151.00	159.00	158.54	.00	152.00	-4.4%
01714571 534000 OT CONT SV	480.00	480.00	480.00	480.00	.00	480.00	.0%
01714571 540000 TRAVEL & P	30.16	834.00	834.00	14.95	.00	745.00	-10.7%
01714571 541000 COMMUNICAT	1,214.95	1,272.00	1,272.00	1,288.27	.00	1,300.00	2.2%
01714571 541040 COM-COMPUT	5,907.26	6,009.00	8,165.00	7,493.07	.00	7,739.00	-5.2%
01714571 543000 UTILITY SV	9,458.83	12,507.00	12,507.00	9,416.63	.00	11,600.00	-7.3%
01714571 545000 INSURANCE	4,390.00	3,850.00	4,892.00	4,892.00	.00	5,500.00	12.4%
01714571 546000 REPAIRS &	2,930.93	5,488.00	5,488.00	152.68	.00	4,570.00	-16.7%
01714571 546020 MAIN SVC C	.00	200.00	200.00	.00	.00	200.00	.0%
01714571 546030 R&M-BLDGS	1,089.31	2,000.00	2,000.00	1,661.83	.00	3,460.00	73.0%
01714571 547000 PRINTING &	.00	50.00	50.00	.00	.00	.00	-100.0%
01714571 549000 OTHER CURR	188.21	1,340.00	699.00	640.49	.00	807.00	15.5%
01714571 549000 LBDON OT CUR CHG	.00	.00	1,489.00	1,482.00	.00	1,500.00	.7%
01714571 551000 OFFICE SUP	.00	200.00	200.00	.00	.00	200.00	.0%
01714571 552000 MISCELLANE	2,136.50	3,096.00	2,672.00	669.45	.00	2,125.00	-20.5%
01714571 552000 LBDON MISC SUPPL	.00	.00	426.00	424.87	.00	.00	-100.0%
01714571 552030 JANITOR SU	1,390.31	1,500.00	1,245.00	760.76	.00	1,500.00	20.5%
01714571 552640 EQUIPMENT	7,191.14	641.00	7,282.00	7,281.82	.00	1,173.00	-83.9%
01714571 552640 LBDON EQUIPMENT	.00	.00	3,000.00	.00	.00	3,234.00	7.8%
01714571 554005 SUBSCRIPT	70.99	579.00	579.00	218.89	.00	360.00	-37.8%
01714571 554005 LBDON SUBSCRIPT	.00	.00	100.00	.00	.00	100.00	.0%
01714571 555000 TRAINING	.00	317.00	317.00	189.00	.00	254.00	-19.9%
01714571 564000 EQUIPMENT	817.50	.00	.00	.00	.00	.00	.0%
01714571 566100 BOOKS &MAT	3,619.33	.00	.00	.00	.00	.00	.0%
01714571 566100 LBDON BOOKS &MAT	.00	.00	6,575.00	5,500.00	.00	6,000.00	-8.7%
TOTAL HILLIARD BRANCH	158,913.22	163,514.00	183,623.00	161,491.47	.00	187,035.00	1.9%
715 BRYCEVILLE BRANCH							
01715571 512000 REG SALARY	39,901.83	48,205.00	48,205.00	46,845.54	.00	50,985.00	5.8%
01715571 512000 COVID REG SALARY	6,739.56	.00	.00	.00	.00	.00	.0%
01715571 514001 COVID DOUBLE TIM	144.66	.00	.00	.00	.00	.00	.0%
01715571 521010 FICA TAXES	2,365.05	2,989.00	2,989.00	2,769.75	.00	3,161.00	5.8%



09/28/2021 08:36  
6235msaw

BOARD OF COMMISSIONERS  
NEXT YEAR / CURRENT YEAR BUDGET ANALYSIS

P 33  
bgnyrpts

PROJECTION: 20221 2021/2022 BUDGET

FOR PERIOD 99

ACCOUNTS FOR:

GENERAL FUND	2020 ACTUAL	2021 ORIG BUD	2021 REVISED BUD	2021 ACTUAL	2021 PROJECTION	2022 FINAL	PCT CHANGE
01715571 521010 COVID FICA TAXES	408.90	.00	.00	.00	.00	.00	.0%
01715571 521020 MEDICARE T	553.07	699.00	699.00	647.68	.00	739.00	5.7%
01715571 521020 COVID MEDICARE T	95.61	.00	.00	.00	.00	.00	.0%
01715571 522000 RETIREMENT	4,476.27	8,185.00	8,185.00	8,069.06	.00	9,351.00	14.2%
01715571 522000 COVID RETIREMENT	767.59	.00	.00	.00	.00	.00	.0%
01715571 523010 L & H INS	6,820.32	9,022.00	9,022.00	8,860.66	.00	10,759.00	19.3%
01715571 523010 COVID L & H INS	1,050.60	.00	30.00	29.82	.00	.00	-100.0%
01715571 524010 WKRS COMP	76.62	82.00	87.00	86.19	.00	82.00	-5.7%
01715571 534000 OT CONT SV	222.00	222.00	222.00	222.00	.00	222.00	.0%
01715571 540000 TRAVEL & P	27.84	87.00	82.00	.00	.00	43.00	-47.6%
01715571 541000 COMMUNICAT	2,829.33	2,155.00	4,774.00	5,214.13	.00	2,781.00	-41.7%
01715571 541040 COM-COMPUT	3,101.71	3,258.00	3,258.00	1,954.27	.00	3,237.00	-.6%
01715571 542000 FREIG/POST	7.35	.00	.00	.00	.00	.00	.0%
01715571 543000 UTILITY SV	535.77	745.00	745.00	479.53	.00	700.00	-6.0%
01715571 545000 INSURANCE	1,584.00	1,691.00	2,256.00	2,256.00	.00	2,375.00	5.3%
01715571 546000 REPAIRS &	1,086.35	1,838.00	1,147.00	14.67	.00	1,995.00	73.9%
01715571 549000 OTHER CURR	178.13	20.00	21.00	21.00	.00	1,050.00	4900.0%
01715571 549081 BACKGROUND	.00	.00	15.00	15.00	.00	.00	-100.0%
01715571 551000 OFFICE SUP	124.44	150.00	150.00	28.12	.00	200.00	33.3%
01715571 552000 MISCELLANE	1,247.90	1,072.00	1,072.00	1,038.03	.00	1,163.00	8.5%
01715571 552640 EQUIPMENT	1,499.23	.00	1,790.00	1,790.41	.00	535.00	-70.1%
01715571 554005 SUBSCRIPT	26.00	.00	.00	.00	.00	.00	.0%
01715571 554005 LBDON SUBSCRIPT	.00	.00	158.00	.00	.00	300.00	89.9%
01715571 555000 TRAINING	100.00	.00	.00	.00	.00	.00	.0%
<b>TOTAL BRYCEVILLE BRANCH</b>	<b>75,970.13</b>	<b>80,420.00</b>	<b>84,907.00</b>	<b>80,341.86</b>	<b>.00</b>	<b>89,678.00</b>	<b>5.6%</b>
716 YULEE BRANCH							
01716571 512000 REG SALARY	44,374.55	68,170.00	65,744.00	54,420.43	.00	70,823.00	7.7%
01716571 512000 COVID REG SALARY	9,843.68	.00	.00	.00	.00	.00	.0%
01716571 514001 COVID DOUBLE TIM	2,035.83	.00	.00	.00	.00	.00	.0%
01716571 521010 FICA TAXES	2,715.50	4,227.00	4,227.00	3,319.55	.00	4,391.00	3.9%
01716571 521010 COVID FICA TAXES	723.38	.00	.00	.00	.00	.00	.0%
01716571 521020 MEDICARE T	635.17	988.00	988.00	776.34	.00	1,027.00	3.9%
01716571 521020 COVID MEDICARE T	169.16	.00	.00	.00	.00	.00	.0%
01716571 522000 RETIREMENT	3,977.42	6,817.00	6,817.00	5,556.40	.00	7,663.00	12.4%
01716571 522000 COVID RETIREMENT	1,092.84	.00	.00	.00	.00	.00	.0%
01716571 523010 L & H INS	3,804.20	9,022.00	9,022.00	5,218.39	.00	10,759.00	19.3%
01716571 523010 COVID L & H INS	1,715.60	.00	.00	.00	.00	.00	.0%
01716571 524010 WKRS COMP	97.84	116.00	120.00	119.66	.00	113.00	-5.8%
01716571 540000 TRAVEL & P	.00	747.00	747.00	.00	.00	702.00	-6.0%
01716571 541040 COM-COMPUT	5,901.65	5,878.00	7,707.00	7,391.04	.00	7,674.00	-.4%
01716571 542000 FREIG/POST	.00	.00	11.00	11.00	.00	.00	-100.0%
01716571 544000 RENTALS/LE	280.00	560.00	560.00	.00	.00	560.00	.0%

09/28/2021 08:36  
6235msaw

BOARD OF COMMISSIONERS  
NEXT YEAR / CURRENT YEAR BUDGET ANALYSIS

P 34  
bgnyrpts

PROJECTION: 20221 2021/2022 BUDGET

FOR PERIOD 99

ACCOUNTS FOR:

GENERAL FUND	2020 ACTUAL	2021 ORIG BUD	2021 REVISED BUD	2021 ACTUAL	2021 PROJECTION	2022 FINAL	PCT CHANGE
01716571 545000	INSURANCE	467.00	350.00	520.00	520.00	.00	600.00 15.4%
01716571 546000	REPAIRS &	866.76	910.00	910.00	361.97	.00	954.00 4.8%
01716571 547000	PRINTING &	58.00	50.00	124.00	124.00	.00	.00 -100.0%
01716571 549000	OTHER CURR	361.13	20.00	844.00	875.46	.00	1,470.00 74.2%
01716571 549002	ADVERTISIN	.00	.00	156.00	155.08	.00	.00 -100.0%
01716571 549008	CASH SHORT	.00	.00	5.00	5.00	.00	.00 -100.0%
01716571 549081	BACKGROUND	37.50	.00	40.00	37.50	.00	.00 -100.0%
01716571 551000	OFFICE SUP	114.14	300.00	300.00	133.47	.00	200.00 -33.3%
01716571 552000	MISCELLANE	956.34	1,500.00	1,655.00	949.21	.00	1,100.00 -33.5%
01716571 552640	EQUIPMENT	8,781.55	2,762.00	5,708.00	4,907.72	.00	598.00 -89.5%
01716571 552640	LBDON EQUIP<\$750	.00	.00	211.00	211.00	.00	250.00 18.5%
01716571 554005	SUBSCRIPT	.00	.00	.00	.00	.00	114.00 .0%
01716571 555000	TRAINING	.00	317.00	317.00	.00	.00	254.00 -19.9%
01716571 564000	EQUIPMENT	45,305.97	.00	.00	.00	.00	.00 .0%
TOTAL YULEE BRANCH		134,315.21	102,734.00	106,733.00	85,093.22	.00	109,252.00 2.4%
999	RESERVES						
01999599 599001	RES CONTIN	.00	1,798,343.00	2,405,453.00	.00	.00	2,875,255.00 19.5%
01999599 599001	SHERF RES CONTIN	.00	30,000.00	30,000.00	.00	.00	30,000.00 .0%
01999599 599001	SOE RES CONTIN	.00	5,000.00	5,000.00	.00	.00	5,000.00 .0%
01999599 599002	DECSN BCC ALLOC	.00	566,670.00	216,762.00	.00	.00	.00 -100.0%
01999599 599083	RES-CAP PL	.00	3,342,348.00	9,161,387.00	.00	.00	5,075,777.00 -44.6%
01999599 599090	EMRGD RES-EME/DI	.00	8,520,532.00	8,855,880.00	.00	.00	9,554,230.00 7.9%
01999599 599100	WNLF1 RES-SOLID	.00	24,780.00	24,780.00	.00	.00	24,780.00 .0%
01999599 599100	WNLF2 RES-SOLID	.00	702,055.00	702,055.00	.00	.00	702,055.00 .0%
01999599 599999	RESV-MFB	.00	10,246,070.00	11,553,404.00	.00	.00	.00 -100.0%
01999599 599999	MINFB RESV-MFB	.00	.00	.00	.00	.00	12,445,020.00 .0%
TOTAL RESERVES		.00	25,235,798.00	32,954,721.00	.00	.00	30,712,117.00 -6.8%
TOTAL GENERAL FUND		80,572,829.76	112,825,496.00	135,749,617.00	88,228,048.49	.00	132,889,651.00 -2.1%

09/28/2021 08:36  
6235msaw

BOARD OF COMMISSIONERS  
NEXT YEAR / CURRENT YEAR BUDGET ANALYSIS

P 35  
bgnyrpts

PROJECTION: 20221 2021/2022 BUDGET

FOR PERIOD 99

ACCOUNTS FOR:

COUNTY TRANSPORTATION FUND	2020 ACTUAL	2021 ORIG BUD	2021 REVISED BUD	2021 ACTUAL	2021 PROJECTION	2022 FINAL	PCT CHANGE
005 GRANTS							
03005541 512000 BCFLT REG SALARY	.00	.00	823.00	.00	.00	823.00	.0%
03005541 512000 BP8TH REG SALARY	.00	10,141.00	10,728.00	517.54	.00	10,210.00	-4.8%
03005541 512000 BPBRD REG SALARY	29.34	10,141.00	10,699.00	517.54	.00	10,181.00	-4.8%
03005541 512000 BPFLT REG SALARY	29.34	9,848.00	10,699.00	789.17	.00	9,909.00	-7.4%
03005541 512000 BPVDR REG SALARY	29.34	10,141.00	10,699.00	744.23	.00	9,955.00	-7.0%
03005541 512000 CITSW REG SALARY	117.35	5,480.00	5,950.00	902.04	.00	5,235.00	-12.0%
03005541 512000 LAPSI REG SALARY	1,063.75	63,181.00	66,811.00	1,946.63	.00	2,928.00	-95.6%
03005541 512000 LP108 REG SALARY	381.37	.00	.00	.00	.00	.00	.0%
03005541 512000 MID17 REG SALARY	381.37	5,737.00	7,704.00	2,705.09	.00	7,079.00	-8.1%
03005541 512000 PAVMK REG SALARY	.00	.00	1,986.00	.00	.00	1,986.00	.0%
03005541 512000 SAFRR REG SALARY	88.01	2,310.00	3,102.00	1,296.28	.00	1,962.00	-36.8%
03005541 521010 BCFLT FICA TAXES	.00	.00	51.00	.00	.00	51.00	.0%
03005541 521010 BP8TH FICA TAXES	.00	629.00	665.00	32.09	.00	633.00	-4.8%
03005541 521010 BPBRD FICA TAXES	1.82	629.00	663.00	32.09	.00	631.00	-4.8%
03005541 521010 BPFLT FICA TAXES	1.82	610.00	663.00	48.93	.00	614.00	-7.4%
03005541 521010 BPVDR FICA TAXES	1.82	629.00	663.00	46.14	.00	617.00	-6.9%
03005541 521010 CITSW FICA TAXES	7.28	340.00	369.00	55.91	.00	325.00	-11.9%
03005541 521010 LAPSI FICA TAXES	65.93	3,762.00	3,987.00	120.67	.00	182.00	-95.4%
03005541 521010 LP108 FICA TAXES	23.65	.00	.00	.00	.00	.00	.0%
03005541 521010 MID17 FICA TAXES	23.65	355.00	477.00	167.73	.00	438.00	-8.2%
03005541 521010 PAVMK FICA TAXES	.00	.00	123.00	.00	.00	123.00	.0%
03005541 521010 SAFRR FICA TAXES	6.74	143.00	191.00	80.36	.00	120.00	-37.2%
03005541 521020 BCFLT MEDICARE T	.00	.00	12.00	.00	.00	12.00	.0%
03005541 521020 BP8TH MEDICARE T	.00	148.00	156.00	7.49	.00	149.00	-4.5%
03005541 521020 BPBRD MEDICARE T	.43	148.00	156.00	7.49	.00	149.00	-4.5%
03005541 521020 BPFLT MEDICARE T	.43	143.00	156.00	11.43	.00	145.00	-7.1%
03005541 521020 BPVDR MEDICARE T	.43	148.00	156.00	10.78	.00	145.00	-7.1%
03005541 521020 CITSW MEDICARE T	1.70	79.00	85.00	13.07	.00	75.00	-11.8%
03005541 521020 LAPSI MEDICARE T	15.48	880.00	933.00	28.21	.00	42.00	-95.5%
03005541 521020 LP108 MEDICARE T	5.53	.00	.00	.00	.00	.00	.0%
03005541 521020 MID17 MEDICARE T	5.53	83.00	111.00	36.70	.00	102.00	-8.1%
03005541 521020 PAVMK MEDICARE T	.00	.00	29.00	.00	.00	29.00	.0%
03005541 521020 SAFRR MEDICARE T	.00	34.00	47.00	18.80	.00	30.00	-36.2%
03005541 522000 BCFLT RETIREMENT	.00	.00	60.00	.00	.00	60.00	.0%
03005541 522000 BP8TH RETIREMENT	.00	2,577.00	2,726.00	51.77	.00	2,674.00	-1.9%
03005541 522000 BPBRD RETIREMENT	8.01	2,577.00	2,717.00	51.77	.00	2,665.00	-1.9%
03005541 522000 BPFLT RETIREMENT	8.01	2,502.00	2,717.00	132.95	.00	2,584.00	-4.9%
03005541 522000 BPVDR RETIREMENT	8.01	2,577.00	2,717.00	154.24	.00	2,563.00	-5.7%
03005541 522000 CITSW RETIREMENT	32.02	358.00	475.00	147.46	.00	382.00	-19.6%
03005541 522000 LAPSI RETIREMENT	128.24	3,520.00	4,584.00	409.68	.00	582.00	-87.3%
03005541 522000 LP108 RETIREMENT	96.91	.00	.00	.00	.00	.00	.0%

09/28/2021 08:36  
6235msaw

BOARD OF COMMISSIONERS  
NEXT YEAR / CURRENT YEAR BUDGET ANALYSIS

P 36  
bgnyrpts

PROJECTION: 20221 2021/2022 BUDGET

FOR PERIOD 99

ACCOUNTS FOR:

COUNTY TRANSPORTATION FUND	2020 ACTUAL	2021 ORIG BUD	2021 REVISED BUD	2021 ACTUAL	2021 PROJECTION	2022 FINAL	PCT CHANGE
03005541 522000 MID17 RETIREMENT	28.68	89.00	656.00	500.37	.00	485.00	-26.1%
03005541 522000 PAVMK RETIREMENT	.00	.00	144.00	.00	.00	144.00	.0%
03005541 522000 SAFRR RETIREMENT	24.02	611.00	811.00	240.38	.00	616.00	-24.0%
03005541 523010 BCFLT L & H INS	.00	.00	74.00	.00	.00	74.00	.0%
03005541 523010 BP8TH L & H INS	.00	666.00	705.00	51.91	.00	653.00	-7.4%
03005541 523010 BPBRD L & H INS	1.93	666.00	703.00	51.91	.00	651.00	-7.4%
03005541 523010 BPFLT L & H INS	1.93	647.00	703.00	69.99	.00	633.00	-10.0%
03005541 523010 BPVDR L & H INS	1.93	666.00	703.00	73.15	.00	630.00	-10.4%
03005541 523010 CITSW L & H INS	7.72	400.00	431.00	78.56	.00	363.00	-15.8%
03005541 523010 LAPSI L & H INS	113.02	5,669.00	5,865.00	144.21	.00	218.00	-96.3%
03005541 523010 LP108 L & H INS	25.08	.00	.00	.00	.00	.00	.0%
03005541 523010 MID17 L & H INS	25.08	432.00	561.00	198.05	.00	517.00	-7.8%
03005541 523010 PAVMK L & H INS	.00	.00	181.00	.00	.00	181.00	.0%
03005541 523010 SAFRR L & H INS	5.79	657.00	709.00	111.84	.00	608.00	-14.2%
03005541 524010 BCFLT WKRS COMP	.00	.00	15.00	.00	.00	15.00	.0%
03005541 524010 BP8TH WKRS COMP	.00	19.00	20.00	.88	.00	19.00	-5.0%
03005541 524010 BPBRD WKRS COMP	.05	19.00	20.00	.88	.00	19.00	-5.0%
03005541 524010 BPFLT WKRS COMP	.05	19.00	20.00	1.34	.00	19.00	-5.0%
03005541 524010 BPVDR WKRS COMP	.05	19.00	20.00	1.27	.00	19.00	-5.0%
03005541 524010 CITSW WKRS COMP	.21	23.00	24.00	1.54	.00	23.00	-4.2%
03005541 524010 LAPSI WKRS COMP	2.09	1,228.00	1,234.00	3.31	.00	5.00	-99.6%
03005541 524010 LP108 WKRS COMP	.69	.00	.00	.00	.00	.00	.0%
03005541 524010 MID17 WKRS COMP	.69	15.00	18.00	4.62	.00	17.00	-5.6%
03005541 524010 PAVMK WKRS COMP	.00	.00	37.00	.00	.00	37.00	.0%
03005541 524010 SAFRR WKRS COMP	.16	15.00	15.00	2.88	.00	12.00	-20.0%
TOTAL GRANTS	2,802.48	151,710.00	168,559.00	12,621.37	.00	82,348.00	-51.1%
051 TAX COLLECTOR							
03051582 591910 TAXCO TC COMMISS	104,837.68	114,699.00	114,699.00	114,112.08	.00	124,499.00	8.5%
TOTAL TAX COLLECTOR	104,837.68	114,699.00	114,699.00	114,112.08	.00	124,499.00	8.5%
099 TRANSFER OUTS							
03099581 591630 115SB TO-CP-TRAN	140,500.00	.00	.00	.00	.00	.00	.0%
03099581 591630 C0001 TO-CP-TRAN	50,000.00	.00	.00	.00	.00	.00	.0%
03099581 591630 C0054 TO-CP-TRAN	.00	.00	.00	.00	.00	7,500.00	.0%
03099581 591630 C0057 TO-CP-TRAN	.00	.00	.00	.00	.00	394,040.00	.0%
03099581 591630 C0058 TO-CP-TRAN	.00	.00	.00	.00	.00	220,000.00	.0%
03099581 591630 L&O TO-CP-TRAN	2,000,000.00	.00	.00	.00	.00	.00	.0%
03099581 591630 PDCII TO-CP-TRAN	.00	.00	.00	.00	.00	2,640,706.00	.0%
03099581 591630 PRATT TO-CP-TRAN	.00	.00	.00	.00	.00	1,500,000.00	.0%
03099581 591630 WBEXT TO-CP-TRAN	.00	.00	.00	.00	.00	299,865.00	.0%
03099581 5916E0 DSAP1 TO-ENCPA	29,895.65	30,000.00	48,731.00	48,730.81	.00	60,000.00	23.1%

09/28/2021 08:36  
6235msaw

BOARD OF COMMISSIONERS  
NEXT YEAR / CURRENT YEAR BUDGET ANALYSIS

P 37  
bgnyrpts

PROJECTION: 20221 2021/2022 BUDGET

FOR PERIOD 99

ACCOUNTS FOR:

COUNTY TRANSPORTATION FUND	2020 ACTUAL	2021 ORIG BUD	2021 REVISED BUD	2021 ACTUAL	2021 PROJECTION	2022 FINAL	PCT CHANGE
TOTAL TRANSFER OUTS	2,220,395.65	30,000.00	48,731.00	48,730.81	.00	5,122,111.00	.0%
400 PROJECT ADMINISTRATION							
03400541 512000 REG SALARY	479,312.67	521,782.00	521,782.00	496,837.95	.00	607,215.00	16.4%
03400541 512000 COVID REG SALARY	28,807.67	.00	.00	.00	.00	.00	.0%
03400541 514000 OVERTIME	490.41	5,150.00	5,150.00	841.19	.00	5,150.00	.0%
03400541 514000 COVID OVERTIME	.00	.00	.00	948.19	.00	.00	.0%
03400541 514001 COVID DOUBLE TIM	3,514.71	.00	1,161.00	1,160.79	.00	.00	-100.0%
03400541 521010 FICA TAXES	27,455.02	32,670.00	32,670.00	28,628.13	.00	37,967.00	16.2%
03400541 521010 COVID FICA TAXES	1,913.79	.00	125.00	124.18	.00	.00	-100.0%
03400541 521020 MEDICARE T	6,420.87	7,641.00	7,641.00	6,695.34	.00	8,879.00	16.2%
03400541 521020 COVID MEDICARE T	447.55	.00	30.00	29.05	.00	.00	-100.0%
03400541 522000 RETIREMENT	51,559.92	62,392.00	62,392.00	60,027.83	.00	77,241.00	23.8%
03400541 522000 COVID RETIREMENT	3,460.33	.00	251.00	250.72	.00	.00	-100.0%
03400541 523010 L & H INS	64,436.70	76,814.00	76,814.00	70,232.72	.00	100,481.00	30.8%
03400541 523010 COVID L & H INS	3,861.26	.00	476.00	475.84	.00	.00	-100.0%
03400541 524010 WKRS COMP	26,442.39	23,855.00	23,855.00	25,963.52	.00	12,936.00	-45.8%
03400541 531031 EMPLOY PHY	75.00	.00	.00	.00	.00	160.00	.0%
03400541 531035 DRUG TEST	50.00	560.00	560.00	.00	.00	560.00	.0%
03400541 534000 CONTRACT S	400.43	.00	3,500.00	3,504.88	.00	.00	-100.0%
03400541 541000 COMMUNICAT	4,896.42	5,604.00	5,604.00	4,172.77	.00	4,900.00	-12.6%
03400541 541040 COM-COMPUT	45.46	180.00	180.00	.00	.00	180.00	.0%
03400541 542000 FREIG/POST	174.20	300.00	300.00	34.40	.00	300.00	.0%
03400541 543000 UTILITY SE	5,850.01	12,000.00	9,957.00	5,977.67	.00	7,200.00	-27.7%
03400541 544000 RENTALS/LE	2,231.17	2,358.00	2,358.00	2,203.13	.00	2,358.00	.0%
03400541 544030 RENT-CULLI	1,006.08	984.00	1,103.00	1,088.02	.00	1,020.00	-7.5%
03400541 545000 INSURANCE	1,130.30	1,600.00	1,600.00	1,165.09	.00	1,525.00	-4.7%
03400541 546020 MAIN SVC C	2,969.63	4,020.00	4,020.00	799.03	.00	4,020.00	.0%
03400541 546520 RR MAINTEN	37,742.00	102,375.00	124,051.00	48,862.23	.00	107,459.00	-13.4%
03400541 547000 PRINT&BIND	66.94	300.00	300.00	.00	.00	200.00	-33.3%
03400541 549002 ADVERTISIN	.00	500.00	500.00	17.10	.00	700.00	40.0%
03400541 549081 BACKGROUND	69.50	333.00	333.00	32.00	.00	777.00	133.3%
03400541 551000 OFFICE SUP	2,579.18	3,000.00	3,000.00	1,563.22	.00	3,000.00	.0%
03400541 552000 MISCELLANE	1,963.36	2,100.00	2,100.00	1,169.90	.00	2,000.00	-4.8%
03400541 552020 GAS, OIL &	5,755.34	6,000.00	4,980.00	2,891.68	.00	6,000.00	20.5%
03400541 552030 JANITORIAL	2,345.80	3,000.00	3,000.00	2,107.87	.00	3,000.00	.0%
03400541 552640 EQUIPMENT	797.93	500.00	500.00	.00	.00	500.00	.0%
03400541 554000 DUES/SUBSC	66.99	375.00	375.00	95.99	.00	75.00	-80.0%
03400541 554004 DUES/M MPO	20,687.00	24,000.00	24,000.00	21,268.00	.00	24,000.00	.0%
03400541 555000 TRAINING	649.00	200.00	81.00	.00	.00	200.00	146.9%
03400541 564000 EQUIPMENT	1,461.72	.00	.00	.00	.00	.00	.0%
03400541 564001 EQ\$5000 OG	32,028.01	.00	.00	.00	.00	33,000.00	.0%
TOTAL PROJECT ADMINISTRATION	823,164.76	900,593.00	924,749.00	789,168.43	.00	1,053,003.00	13.9%
402 DRAINAGE							
03402541 531000 PROF SVCS	.00	20,000.00	20,000.00	.00	.00	.00	-100.0%

09/28/2021 08:36  
6235msaw

BOARD OF COMMISSIONERS  
NEXT YEAR / CURRENT YEAR BUDGET ANALYSIS

P 38  
bgnyrpts

PROJECTION: 20221 2021/2022 BUDGET

FOR PERIOD 99

ACCOUNTS FOR:

COUNTY TRANSPORTATION FUND	2020 ACTUAL	2021 ORIG BUD	2021 REVISED BUD	2021 ACTUAL	2021 PROJECTION	2022 FINAL	PCT CHANGE
03402541 531402 PS-SURYEY	.00	10,000.00	9,665.00	2,100.00	.00	.00	-100.0%
03402541 531410 HERON PS-DRAINAG	.00	.00	.00	.00	.00	40,000.00	.0%
03402541 546510 DORNB DRAIN MAIN	42,334.85	.00	.00	.00	.00	.00	.0%
03402541 546510 DRAR DRAIN MAIN	540,403.03	110,895.00	123,688.00	123,688.65	.00	.00	-100.0%
03402541 546510 RROAD DRAIN MAIN	.00	45,000.00	45,000.00	43,346.75	.00	.00	-100.0%
03402541 546510 SDCR DRAIN MAIN	.00	.00	17,245.00	17,244.33	.00	.00	-100.0%
03402541 546510 WHARD DRAIN MAIN	.00	115,000.00	115,000.00	77,409.59	.00	.00	-100.0%
03402541 549002 ADVERTISIN	714.48	1,000.00	1,000.00	.00	.00	.00	-100.0%
03402541 563300 C0057 DRAIN IMPV	.00	.00	360,635.00	.00	.00	.00	-100.0%
03402541 563300 C0058 DRAIN IMPV	.00	.00	200,000.00	.00	.00	.00	-100.0%
<b>TOTAL DRAINAGE</b>	<b>583,452.36</b>	<b>301,895.00</b>	<b>892,233.00</b>	<b>263,789.32</b>	<b>.00</b>	<b>40,000.00</b>	<b>-95.5%</b>
<b>404 ROAD MAINTENANCE</b>							
03404541 512000 REG SALARY	1,918,407.76	2,033,663.00	1,941,333.43	1,654,919.17	.00	2,155,964.00	11.1%
03404541 512000 COVID REG SALARY	7,128.69	.00	12,869.00	29,397.07	.00	.00	-100.0%
03404541 512002 SAL ON CAL	8,450.00	8,565.00	8,565.00	7,970.00	.00	8,672.00	1.2%
03404541 514000 OVERTIME	10,210.77	19,364.00	19,364.00	32,051.22	.00	19,364.00	.0%
03404541 514000 COVID OVERTIME	.00	.00	73.00	72.44	.00	.00	-100.0%
03404541 514000 HDORI OVERTIME	5.18	.00	.00	.00	.00	.00	.0%
03404541 514001 COVID DOUBLE TIM	33,908.93	.00	9,011.00	9,010.53	.00	.00	-100.0%
03404541 521010 FICA TAXES	116,425.48	127,819.00	118,735.00	101,322.80	.00	135,408.00	14.0%
03404541 521010 COVID FICA TAXES	2,462.92	.00	1,614.00	2,314.80	.00	.00	-100.0%
03404541 521010 HDORI FICA TAXES	.32	.00	.00	.00	.00	.00	.0%
03404541 521020 MEDICARE T	27,229.21	29,893.00	26,067.00	23,696.58	.00	31,668.00	21.5%
03404541 521020 COVID MEDICARE T	576.00	.00	.00	541.39	.00	.00	.0%
03404541 521020 HDORI MEDICARE T	.07	.00	.00	.00	.00	.00	.0%
03404541 522000 RETIREMENT	176,528.97	205,345.00	200,360.00	174,666.15	.00	237,851.00	18.7%
03404541 522000 COVID RETIREMENT	3,772.17	.00	2,212.00	3,888.39	.00	.00	-100.0%
03404541 522000 HDORI RETIREMENT	.44	.00	.00	.00	.00	.00	.0%
03404541 523010 L & H INS	353,046.03	466,882.00	448,151.00	375,468.98	.00	627,455.00	40.0%
03404541 523010 COVID L & H INS	5,685.49	.00	4,985.00	8,487.03	.00	.00	-100.0%
03404541 523010 HDORI L & H INS	1.41	.00	.00	.00	.00	.00	.0%
03404541 524010 WKRS COMP	203,475.11	152,040.00	170,828.00	168,718.94	.00	163,413.00	-4.3%
03404541 524020 WKRS-SELF	3,372.00	3,600.00	8,600.00	.00	.00	3,600.00	-58.1%
03404541 524021 WC-GRIT	.00	8,967.00	8,967.00	.00	.00	8,967.00	.0%
03404541 525000 UNEMP COMP	.00	.00	202.57	112.94	.00	.00	-100.0%
03404541 531000 PROF SVCS	3,135.00	.00	.00	.00	.00	.00	.0%
03404541 531031 EMPLOY PHY	975.00	4,000.00	4,000.00	375.00	.00	1,600.00	-60.0%
03404541 531035 DRUG TESTI	875.00	5,280.00	5,280.00	960.00	.00	5,280.00	.0%
03404541 531402 PS-SURYEY	.00	.00	.00	.00	.00	10,000.00	.0%
03404541 534000 OT CONT SV	16,340.10	1,225,000.00	1,102,319.00	25,000.00	.00	1,411,547.00	28.1%
03404541 534008 STRIPING C	145,493.13	50,000.00	50,000.00	50,000.00	.00	99,350.00	98.7%
03404541 540000 TRAV&PDIEM	.00	1,860.00	1,860.00	.00	.00	.00	-100.0%

09/28/2021 08:36  
6235msaw

BOARD OF COMMISSIONERS  
NEXT YEAR / CURRENT YEAR BUDGET ANALYSIS

P 39  
bgnyrpts

PROJECTION: 20221 2021/2022 BUDGET

FOR PERIOD 99

ACCOUNTS FOR:

COUNTY TRANSPORTATION FUND	2020 ACTUAL	2021 ORIG BUD	2021 REVISED BUD	2021 ACTUAL	2021 PROJECTION	2022 FINAL	PCT CHANGE
03404541 541000 COMMUNICAT	23,300.79	45,600.00	45,600.00	27,485.45	.00	23,400.00	-48.7%
03404541 543000 UTILITY SE	17,098.86	13,200.00	13,200.00	17,152.40	.00	13,200.00	.0%
03404541 544000 RENTALS/LE	18,035.65	25,832.00	25,832.00	12,579.56	.00	5,000.00	-80.6%
03404541 545000 INSURANCE	111,711.42	102,800.00	154,750.00	123,799.25	.00	133,700.00	-13.6%
03404541 546000 REPAIRS &	39,590.93	73,570.00	101,920.00	100,763.72	.00	75,570.00	-25.9%
03404541 546000 DBCHP RPR&MAINT	275,445.62	340,000.00	436,861.00	228,359.40	.00	1,108,501.00	153.7%
03404541 546000 RSTRP RPR&MAINT	.00	.00	3,561.00	3,560.53	.00	.00	-100.0%
03404541 546016 RM-GUARDRL	33,735.00	35,000.00	51,000.00	29,172.50	.00	35,000.00	-31.4%
03404541 546020 MAIN SVC C	2,350.00	9,281.00	11,492.00	11,491.14	.00	11,316.00	-1.5%
03404541 546570 SIDEWALK M	36,821.25	.00	111,100.00	111,100.00	.00	.00	-100.0%
03404541 546710 GROUNDS UP	276.00	1,160.00	856.00	207.00	.00	1,160.00	35.5%
03404541 549000 OTHER CURR	4,184.98	500.00	500.00	501.00	.00	500.00	.0%
03404541 549002 ADVERTISIN	1,329.22	2,000.00	4,000.00	3,774.99	.00	2,000.00	-50.0%
03404541 549061 UNIFORM RE	4,548.36	5,000.00	5,000.00	4,014.21	.00	5,000.00	.0%
03404541 549081 BACKGROUND	938.50	2,775.00	2,775.00	521.00	.00	2,775.00	.0%
03404541 549201 HEP B VACC	.00	1,500.00	1,486.00	.00	.00	1,500.00	.9%
03404541 549403 INS CLAIMS	11,090.96	5,000.00	7,669.00	7,667.75	.00	5,000.00	-34.8%
03404541 549405 REFUND PYR	.00	.00	1,020.00	1,019.16	.00	.00	-100.0%
03404541 552000 MISCELLANE	33,793.66	44,250.00	44,250.00	43,244.14	.00	42,500.00	-4.0%
03404541 552020 GAS, OIL &	235,656.53	278,000.00	348,000.00	307,613.69	.00	332,000.00	-4.6%
03404541 552040 SMALL TOOL	.00	1,000.00	1,000.00	.00	.00	1,000.00	.0%
03404541 552041 RD SAFETY	272.85	8,500.00	8,500.00	7,144.50	.00	2,500.00	-70.6%
03404541 552050 UNIFORMS	5,355.60	7,000.00	7,000.00	4,569.25	.00	7,000.00	.0%
03404541 552051 SAFETY APP	10,878.89	11,700.00	11,700.00	8,751.20	.00	10,200.00	-12.8%
03404541 552640 EQUIP<\$750	8,243.70	7,500.00	6,548.00	3,041.83	.00	7,500.00	14.5%
03404541 552646 SOFTWARE	10,000.00	.00	.00	.00	.00	.00	.0%
03404541 553010 MATERIALS	423,387.67	400,000.00	393,253.00	374,170.85	.00	438,675.00	11.6%
03404541 555000 TRAINING	1,475.00	18,500.00	18,500.00	4,850.00	.00	407,500.00	2102.7%
03404541 564000 EQUIPMENT	6,124.40	4,500.00	5,452.00	5,451.50	.00	4,500.00	-17.5%
03404541 564001 EQ\$5000 OG	29.16	9,000.00	29,043.00	20,043.50	.00	17,000.00	-41.5%
03404541 564002 EQ50000 OG	348,652.34	.00	.00	.00	.00	.00	.0%
03404541 564002 FRP EQ50000 OG	931,626.70	397,500.00	397,500.00	377,736.00	.00	562,664.00	41.6%
<b>TOTAL ROAD MAINTENANCE</b>	<b>5,633,459.22</b>	<b>6,192,946.00</b>	<b>6,394,764.00</b>	<b>4,508,758.95</b>	<b>.00</b>	<b>8,176,800.00</b>	<b>27.9%</b>
405 BRIDGE MAINTENANCE							
03405541 531000 PROF SVCS	.00	90,000.00	90,000.00	.00	.00	20,000.00	-77.8%
03405541 531403 BRDGI INSPECTION	15,441.44	40,000.00	184,559.00	41,603.40	.00	184,559.00	.0%
03405541 546000 BRDGR RPR&MAINT	374,042.27	450,000.00	1,125,958.00	806,497.79	.00	369,460.00	-67.2%
<b>TOTAL BRIDGE MAINTENANCE</b>	<b>389,483.71</b>	<b>580,000.00</b>	<b>1,400,517.00</b>	<b>848,101.19</b>	<b>.00</b>	<b>574,019.00</b>	<b>-59.0%</b>
406 TRAFFIC DEPARTMENT							
03406541 512000 REG SALARY	172,633.32	181,664.00	181,664.00	167,690.62	.00	195,825.00	7.8%

09/28/2021 08:36  
6235msaw

BOARD OF COMMISSIONERS  
NEXT YEAR / CURRENT YEAR BUDGET ANALYSIS

P 40  
bgnyrpts

PROJECTION: 20221 2021/2022 BUDGET

FOR PERIOD 99

ACCOUNTS FOR:

COUNTY TRANSPORTATION FUND	2020 ACTUAL	2021 ORIG BUD	2021 REVISED BUD	2021 ACTUAL	2021 PROJECTION	2022 FINAL	PCT CHANGE
03406541 512000 COVID REG SALARY	2,800.35	.00	.00	-567.35	.00	.00	.0%
03406541 514000 OVERTIME	661.20	6,180.00	5,179.00	1,509.80	.00	4,120.00	-20.4%
03406541 514001 COVID DOUBLE TIM	760.08	.00	505.00	504.85	.00	.00	-100.0%
03406541 521010 FICA TAXES	10,368.62	11,646.00	11,015.00	10,068.70	.00	12,397.00	12.5%
03406541 521010 COVID FICA TAXES	217.52	.00	.00	-7.49	.00	.00	.0%
03406541 521020 MEDICARE T	2,424.96	2,724.00	2,724.00	2,354.79	.00	2,899.00	6.4%
03406541 521020 COVID MEDICARE T	50.87	.00	.00	-1.76	.00	.00	.0%
03406541 522000 RETIREMENT	18,522.29	22,483.00	22,483.00	21,007.47	.00	20,838.00	-7.3%
03406541 522000 COVID RETIREMENT	545.48	.00	.00	-45.85	.00	.00	.0%
03406541 523010 L & H INS	26,771.32	31,069.00	31,069.00	30,491.58	.00	37,055.00	19.3%
03406541 523010 COVID L & H INS	337.56	.00	126.00	125.74	.00	.00	-100.0%
03406541 524010 WKRS COMP	16,331.96	18,475.00	19,219.00	19,218.71	.00	18,740.00	-2.5%
03406541 531035 DRUG TEST	25.00	240.00	240.00	25.00	.00	240.00	.0%
03406541 534000 OT CONT SV	29.52	.00	.00	.00	.00	.00	.0%
03406541 540000 TRAV&PDIEM	232.20	1,788.00	1,788.00	.00	.00	4,756.00	166.0%
03406541 541000 COMMUNICAT	1,289.34	2,580.00	2,580.00	1,527.29	.00	1,300.00	-49.6%
03406541 543000 UTILITY SV	370.11	540.00	540.00	408.96	.00	400.00	-25.9%
03406541 545000 INSURANCE	1,016.00	850.00	1,415.00	1,132.00	.00	1,300.00	-8.1%
03406541 547000 PRINT&BIND	.00	300.00	300.00	.00	.00	300.00	.0%
03406541 549081 BACKGROUND	16.00	333.00	333.00	16.00	.00	333.00	.0%
03406541 552000 MISC SUPPL	.00	600.00	600.00	309.77	.00	500.00	-16.7%
03406541 552020 GAS/OIL&LU	5,717.00	8,400.00	8,400.00	6,303.18	.00	8,400.00	.0%
03406541 552023 SIGN MAT	52,492.73	54,000.00	56,651.00	52,287.24	.00	50,000.00	-11.7%
03406541 552030 JANITOR SU	.00	200.00	200.00	.00	.00	200.00	.0%
03406541 552041 RD SAFETY	.00	5,000.00	5,000.00	3,938.75	.00	.00	-100.0%
03406541 552050 UNIFORMS	.00	360.00	360.00	.00	.00	360.00	.0%
03406541 552051 SAFETY APP	450.00	450.00	450.00	450.00	.00	450.00	.0%
03406541 552640 EQUIP<\$750	1,447.38	1,000.00	1,000.00	.00	.00	1,000.00	.0%
03406541 554000 DUES/SUBSC	270.00	285.00	285.00	270.00	.00	300.00	5.3%
03406541 555000 TRAINING	849.00	1,100.00	1,100.00	395.00	.00	3,000.00	172.7%
03406541 564001 EQ\$5000 OG	.00	46,000.00	44,350.00	44,350.00	.00	.00	-100.0%
<b>TOTAL TRAFFIC DEPARTMENT</b>	<b>316,629.81</b>	<b>398,267.00</b>	<b>399,576.00</b>	<b>363,763.00</b>	<b>.00</b>	<b>364,713.00</b>	<b>-8.7%</b>
420 ENGINEERING SERVICES							
03420541 512000 REG SALARY	386,063.62	490,973.00	526,047.00	482,874.87	.00	608,207.00	15.6%
03420541 512000 COVID REG SALARY	14,339.44	.00	2,098.00	2,097.20	.00	.00	-100.0%
03420541 512002 SAL ON CAL	6,970.00	8,403.00	8,403.00	7,090.00	.00	8,528.00	1.5%
03420541 513000 SALARY-N/R	9,590.50	.00	4,100.00	3,117.50	.00	4,800.00	17.1%
03420541 514000 OVERTIME	236.35	2,575.00	2,575.00	1,443.68	.00	4,120.00	60.0%
03420541 514001 OT-FEMA	.00	.00	.00	.72	.00	.00	.0%
03420541 514001 COVID DOUBLE TIM	1,662.76	.00	587.00	586.88	.00	.00	-100.0%
03420541 521010 FICA TAXES	24,781.62	31,121.00	32,412.00	29,691.34	.00	38,791.00	19.7%
03420541 521010 COVID FICA TAXES	515.08	.00	167.00	166.24	.00	.00	-100.0%



09/28/2021 08:36  
6235msaw

BOARD OF COMMISSIONERS  
NEXT YEAR / CURRENT YEAR BUDGET ANALYSIS

P 41  
bgnyrpts

PROJECTION: 20221 2021/2022 BUDGET

FOR PERIOD 99

ACCOUNTS FOR:

COUNTY TRANSPORTATION FUND	2020 ACTUAL	2021 ORIG BUD	2021 REVISED BUD	2021 ACTUAL	2021 PROJECTION	2022 FINAL	PCT CHANGE
03420541 521020 MEDICARE T	5,795.67	7,278.00	7,826.00	6,946.66	.00	9,072.00	15.9%
03420541 521020 COVID MEDICARE T	120.47	.00	39.00	38.86	.00	.00	-100.0%
03420541 522000 RETIREMENT	45,878.12	60,414.00	64,190.00	59,504.96	.00	78,527.00	22.3%
03420541 522000 COVID RETIREMENT	784.48	.00	269.00	268.40	.00	.00	-100.0%
03420541 523010 L & H INS	44,501.15	61,669.00	69,354.00	64,083.26	.00	88,816.00	28.1%
03420541 523010 COVID L & H INS	1,443.86	.00	575.00	574.95	.00	.00	-100.0%
03420541 524010 WKRS COMP	11,851.58	13,516.00	19,356.00	18,448.12	.00	18,460.00	-4.6%
03420541 525000 UNEMP COMP	.00	.00	504.00	402.66	.00	.00	-100.0%
03420541 531000 PROF SERVI	37,013.05	192,000.00	183,231.00	110,875.38	.00	95,000.00	-48.2%
03420541 531031 EMPLOY PHY	.00	300.00	300.00	.00	.00	450.00	50.0%
03420541 531035 DRUG TEST	.00	200.00	200.00	105.00	.00	300.00	50.0%
03420541 531402 PS-SURVEY	1,950.00	8,400.00	12,740.00	12,740.00	.00	4,800.00	-62.3%
03420541 531402 MMAPS PS-SURVEY	23,780.00	50,000.00	70,795.00	28,820.00	.00	.00	-100.0%
03420541 534000 OT CONT SV	3,917.82	3,624.00	3,674.00	3,593.11	.00	3,625.00	-1.3%
03420541 540000 TRAVEL & P	825.07	11,329.00	12,044.00	4,162.36	.00	7,990.00	-33.7%
03420541 541000 COMMUNICAT	2,989.60	4,736.00	5,276.00	3,942.43	.00	3,000.00	-43.1%
03420541 542000 FREIG/POST	653.04	625.00	1,909.00	1,149.52	.00	1,625.00	-14.9%
03420541 543000 UTILITY SE	3,038.26	6,000.00	6,000.00	3,790.47	.00	5,200.00	-13.3%
03420541 543040 UTIL-TRAFF	15,248.88	13,836.00	13,836.00	13,756.81	.00	15,000.00	8.4%
03420541 544000 RENTALS/LE	3,340.56	15,042.00	15,042.00	3,102.95	.00	5,392.00	-64.2%
03420541 545000 INSURANCE	19,008.12	17,350.00	22,047.00	21,888.03	.00	26,250.00	19.1%
03420541 546000 REPAIRS &	16,178.89	14,604.00	12,220.00	1,694.34	.00	9,360.00	-23.4%
03420541 546020 MAIN SVC C	14,318.39	14,392.00	14,792.00	13,653.91	.00	14,274.00	-3.5%
03420541 546560 R&M-TR S&S	50,520.04	20,000.00	25,620.00	21,950.50	.00	20,000.00	-21.9%
03420541 547000 PRINTING &	49.40	904.00	304.00	.00	.00	600.00	97.4%
03420541 549000 OTHER CURR	.00	6,400.00	5,202.00	353.65	.00	13,200.00	153.7%
03420541 549002 ADVERTISIN	2,148.31	3,100.00	3,100.00	1,060.80	.00	3,100.00	.0%
03420541 549081 BACKGROUND	77.50	265.00	265.00	56.00	.00	265.00	.0%
03420541 551000 OFFICE SUP	2,318.14	2,700.00	2,523.00	1,435.02	.00	2,600.00	3.1%
03420541 552000 MISCELLANE	2,344.36	2,940.00	2,940.00	2,586.06	.00	2,400.00	-18.4%
03420541 552020 GAS, OIL &	6,066.22	7,200.00	7,200.00	5,023.68	.00	9,315.00	29.4%
03420541 552022 SIGNAL MAT	18,315.82	6,500.00	6,500.00	6,030.74	.00	6,500.00	.0%
03420541 552040 SMALL TOOL	243.40	600.00	800.00	799.49	.00	720.00	-10.0%
03420541 552051 SAFETY APP	4,373.78	2,100.00	2,350.00	100.41	.00	1,400.00	-40.4%
03420541 552640 EQUIPMENT	4,870.21	2,700.00	7,564.00	6,177.80	.00	3,700.00	-51.1%
03420541 552646 SOFTWARE	35,971.47	4,939.00	4,939.00	4,307.50	.00	2,939.00	-40.5%
03420541 554000 DUES/SUBSC	2,399.74	3,374.00	3,549.00	2,751.63	.00	2,400.00	-32.4%
03420541 555000 TRAINING	2,397.00	11,310.00	14,152.00	11,060.20	.00	5,350.00	-62.2%
03420541 561008 MNRTL ROW ACQUIS	.00	.00	15,428.00	.00	.00	.00	-100.0%
03420541 564000 EQUIPMENT	937.39	18,835.00	32,027.00	23,446.45	.00	.00	-100.0%
03420541 564001 EQ\$5000 OG	23,846.00	.00	16,435.00	.00	.00	15,000.00	-8.7%
03420541 564002 BUCKT EQ50000 OG	.00	.00	109,210.00	109,210.00	.00	.00	-100.0%
<b>TOTAL ENGINEERING SERVICES</b>	<b>853,675.16</b>	<b>1,122,254.00</b>	<b>1,372,716.00</b>	<b>1,096,960.54</b>	<b>.00</b>	<b>1,141,076.00</b>	<b>-16.9%</b>
491 CTY TRANS MAINTENANCE							
03491549 512000 REG SALARY	307,499.70	344,614.00	341,556.00	283,894.59	.00	354,412.00	3.8%

09/28/2021 08:36  
6235msaw

BOARD OF COMMISSIONERS  
NEXT YEAR / CURRENT YEAR BUDGET ANALYSIS

P 42  
bgnyrpts

PROJECTION: 20221 2021/2022 BUDGET

FOR PERIOD 99

ACCOUNTS FOR:

COUNTY TRANSPORTATION FUND	2020 ACTUAL	2021 ORIG BUD	2021 REVISED BUD	2021 ACTUAL	2021 PROJECTION	2022 FINAL	PCT CHANGE
03491549 512000 COVID REG SALARY	2,037.68	.00	1,713.00	4,645.77	.00	.00	-100.0%
03491549 514000 OVERTIME	68.22	6,180.00	5,555.00	1,167.37	.00	2,575.00	-53.6%
03491549 514001 COVID DOUBLE TIM	264.40	.00	479.00	478.37	.00	.00	-100.0%
03491549 521010 FICA TAXES	18,070.48	21,749.00	21,749.00	17,337.24	.00	22,133.00	1.8%
03491549 521010 COVID FICA TAXES	113.24	.00	134.00	313.86	.00	.00	-100.0%
03491549 521020 MEDICARE T	4,226.20	5,087.00	5,087.00	4,054.76	.00	5,176.00	1.7%
03491549 521020 COVID MEDICARE T	26.48	.00	32.00	73.41	.00	.00	-100.0%
03491549 522000 RETIREMENT	30,911.88	35,274.00	35,274.00	29,291.83	.00	37,822.00	7.2%
03491549 522000 COVID RETIREMENT	226.17	.00	220.00	536.47	.00	.00	-100.0%
03491549 523010 L & H INS	50,546.01	63,209.00	63,209.00	52,167.61	.00	75,368.00	19.2%
03491549 523010 COVID L & H INS	378.95	.00	480.00	1,239.47	.00	.00	-100.0%
03491549 524010 WKRS COMP	20,551.33	28,532.00	28,679.00	28,678.88	.00	6,536.00	-77.2%
03491549 531035 DRUG TEST	80.00	560.00	560.00	55.00	.00	480.00	-14.3%
03491549 534000 OT CONT SV	2,320.00	2,320.00	2,320.00	.00	.00	2,320.00	.0%
03491549 541000 COMMUNICAT	2,470.64	3,960.00	3,960.00	2,500.80	.00	2,500.00	-36.9%
03491549 542000 FREIG/POST	.00	100.00	100.00	13.97	.00	100.00	.0%
03491549 543000 UTILITY SE	2,895.35	3,000.00	3,000.00	2,017.58	.00	3,000.00	.0%
03491549 544000 RENTALS/LE	.00	.00	.00	.00	.00	20,832.00	.0%
03491549 545000 INSURANCE	1,527.60	1,625.00	2,103.00	1,682.00	.00	1,900.00	-9.7%
03491549 546000 REPAIRS &	329,637.94	409,000.00	409,000.00	245,864.08	.00	400,000.00	-2.2%
03491549 547000 PRINT&BIND	2,010.00	3,336.00	3,336.00	.00	.00	2,100.00	-37.1%
03491549 549000 OTHER CURR	670.81	1,000.00	1,000.00	.00	.00	1,000.00	.0%
03491549 549081 BACKGROUND	48.00	.00	.00	48.00	.00	.00	.0%
03491549 551000 OFFICE SUP	449.40	750.00	750.00	273.45	.00	100.00	-86.7%
03491549 552000 MISCELLANE	8,426.55	10,550.00	10,550.00	10,808.59	.00	8,500.00	-19.4%
03491549 552020 GAS, OIL &	37,434.61	48,400.00	48,400.00	20,824.36	.00	54,600.00	12.8%
03491549 552030 JANITORIAL	417.81	500.00	500.00	176.70	.00	500.00	.0%
03491549 552040 SMALL TOOL	14,023.96	18,000.00	18,000.00	13,949.02	.00	18,000.00	.0%
03491549 552041 TOOL ALLW	2,994.19	3,000.00	3,000.00	3,003.48	.00	3,000.00	.0%
03491549 552050 UNIFORMS	.00	600.00	600.00	.00	.00	600.00	.0%
03491549 552051 SAFETY APP	750.00	750.00	750.00	750.00	.00	750.00	.0%
03491549 552640 EQUIPMENT	4,046.80	5,000.00	5,000.00	399.00	.00	4,958.00	-.8%
03491549 552646 SOFTWARE	1,399.00	.00	.00	.00	.00	.00	.0%
03491549 554000 DUES/SUBSC	44.99	3,507.00	3,507.00	.00	.00	200.00	-94.3%
03491549 564000 EQUIPMENT	8,604.83	.00	.00	.00	.00	.00	.0%
<b>TOTAL CTY TRANS MAINTENANCE</b>	<b>855,173.22</b>	<b>1,020,603.00</b>	<b>1,020,603.00</b>	<b>726,245.66</b>	<b>.00</b>	<b>1,029,462.00</b>	<b>.9%</b>
493 FLEET POOL							
03493549 545000 INSURANCE	139.00	850.00	1,363.00	1,363.00	.00	1,000.00	-26.6%
03493549 546000 RPR&MAINT	.00	5,000.00	4,487.00	.00	.00	5,000.00	11.4%
03493549 552020 GAS/OIL&LU	177.17	250.00	250.00	9.00	.00	250.00	.0%
03493549 552040 TOOLS&SMI	.00	450.00	450.00	.00	.00	450.00	.0%
<b>TOTAL FLEET POOL</b>	<b>316.17</b>	<b>6,550.00</b>	<b>6,550.00</b>	<b>1,372.00</b>	<b>.00</b>	<b>6,700.00</b>	<b>2.3%</b>
999 RESERVES							
03999599 599001 RES CONTIN	.00	900,788.00	900,788.00	.00	.00	903,211.00	.3%

09/28/2021 08:36  
6235msaw

BOARD OF COMMISSIONERS  
NEXT YEAR / CURRENT YEAR BUDGET ANALYSIS

P 43  
bgnyrpts

PROJECTION: 20221 2021/2022 BUDGET

FOR PERIOD 99

ACCOUNTS FOR:

COUNTY TRANSPORTATION FUND	2020 ACTUAL	2021 ORIG BUD	2021 REVISED BUD	2021 ACTUAL	2021 PROJECTION	2022 FINAL	PCT CHANGE
03999599 599002 DECSN BCC ALLOC	.00	110,426.00	13,937.00	.00	.00	.00	-100.0%
03999599 599083 RES-CAP PL	.00	2,400,000.00	4,448,071.00	.00	.00	.00	-100.0%
03999599 599999 RESV-MFB	.00	1,265,255.00	1,350,808.00	.00	.00	.00	-100.0%
03999599 599999 MINFB RESV-MFB	.00	.00	.00	.00	.00	1,576,360.00	.0%
TOTAL RESERVES	.00	4,676,469.00	6,713,604.00	.00	.00	2,479,571.00	-63.1%
TOTAL COUNTY TRANSPORTATION	11,783,390.22	15,495,986.00	19,457,301.00	8,773,623.35	.00	20,194,302.00	3.8%

09/28/2021 08:36  
6235msaw

BOARD OF COMMISSIONERS  
NEXT YEAR / CURRENT YEAR BUDGET ANALYSIS

P 44  
bgnyrpts

PROJECTION: 20221 2021/2022 BUDGET

FOR PERIOD 99

ACCOUNTS FOR:

MUNICIPAL SERVICE FUND	2020 ACTUAL	2021 ORIG BUD	2021 REVISED BUD	2021 ACTUAL	2021 PROJECTION	2022 FINAL	PCT CHANGE
001 BOARD OF CO COMMISSIONERS							
04001515 531016 SURVEY&PRO	.00	5,000.00	5,000.00	.00	.00	5,000.00	.0%
04001515 531017 PS-APPRAIS	.00	3,500.00	3,500.00	.00	.00	3,500.00	.0%
04001515 549000 OT CUR CHG	970.00	3,000.00	3,000.00	890.00	.00	3,000.00	.0%
04001515 549002 ADVERTISIN	.00	400.00	400.00	.00	.00	.00	-100.0%
04001519 523020 RET-HEALTH	107,632.30	142,761.00	142,761.00	104,465.61	.00	159,000.00	11.4%
04001519 549002 ADVERTISIN	.00	400.00	400.00	.00	.00	.00	-100.0%
TOTAL BOARD OF CO COMMISSION	108,602.30	155,061.00	155,061.00	105,355.61	.00	170,500.00	10.0%
005 GRANTS							
04005515 531000 AACR PROF SVCS	.00	.00	28,180.00	.00	.00	23,950.00	-15.0%
04005515 531000 NCHRS PROF SVCS	49,820.04	.00	.00	.00	.00	.00	.0%
04005515 534000 RPGP2 OT CONT SV	40,000.00	.00	.00	.00	.00	.00	.0%
04005522 512000 SAF20 REG SALARY	.00	.00	215,484.00	97,972.72	.00	210,255.00	-2.4%
04005522 512000 SAF21 REG SALARY	.00	.00	.00	.00	.00	216,166.00	.0%
04005522 514000 SAF20 OVERTIME	.00	.00	3,002.00	4,051.62	.00	.00	-100.0%
04005522 514002 SAF20 OT-GARCIA	.00	.00	15,974.00	12,492.27	.00	17,449.00	9.2%
04005522 514002 SAF21 OT-GARCIA	.00	.00	.00	.00	.00	15,804.00	.0%
04005522 521010 SAF20 FICA TAXES	.00	.00	14,537.00	7,195.67	.00	14,118.00	-2.9%
04005522 521010 SAF21 FICA TAXES	.00	.00	.00	.00	.00	14,383.00	.0%
04005522 521020 SAF20 MEDICARE T	.00	.00	3,400.00	1,682.97	.00	3,302.00	-2.9%
04005522 521020 SAF21 MEDICARE T	.00	.00	.00	.00	.00	3,364.00	.0%
04005522 522000 SAF20 RETIREMENT	.00	.00	57,325.00	29,373.68	.00	58,952.00	2.8%
04005522 522000 SAF21 RETIREMENT	.00	.00	.00	.00	.00	56,716.00	.0%
04005522 523010 SAF20 L & H INS	.00	.00	58,170.00	20,120.89	.00	64,554.00	11.0%
04005522 523010 SAF21 L & H INS	.00	.00	.00	.00	.00	57,552.00	.0%
04005522 524010 SAF20 WKRS COMP	.00	.00	12,351.00	10,506.81	.00	11,613.00	-6.0%
04005522 524010 SAF21 WKRS COMP	.00	.00	.00	.00	.00	12,220.00	.0%
04005562 531033 PTC18 VET-STERIL	19,710.00	.00	.00	.00	.00	.00	.0%
TOTAL GRANTS	109,530.04	.00	408,423.00	183,396.63	.00	780,398.00	91.1%
031 SHERIFF							
04031582 591910 SHERF TR-CONS OF	2,800,000.00	2,800,000.00	2,800,000.00	2,800,000.01	.00	2,800,000.00	.0%
TOTAL SHERIFF	2,800,000.00	2,800,000.00	2,800,000.00	2,800,000.01	.00	2,800,000.00	.0%
051 TAX COLLECTOR							
04051582 591910 TAXCO TC COMMISS	290,937.57	318,394.00	318,394.00	317,301.77	.00	339,340.00	6.6%
TOTAL TAX COLLECTOR	290,937.57	318,394.00	318,394.00	317,301.77	.00	339,340.00	6.6%
163 BAILIFF							
04163582 591921 SHERF TR-SH-BAIL	3,652.59	4,000.00	4,000.00	3,734.68	.00	4,000.00	.0%

09/28/2021 08:36  
6235msaw

BOARD OF COMMISSIONERS  
NEXT YEAR / CURRENT YEAR BUDGET ANALYSIS

P 45  
bgnyrpts

PROJECTION: 20221 2021/2022 BUDGET

FOR PERIOD 99

ACCOUNTS FOR:

MUNICIPAL SERVICE FUND	2020 ACTUAL	2021 ORIG BUD	2021 REVISED BUD	2021 ACTUAL	2021 PROJECTION	2022 FINAL	PCT CHANGE
TOTAL BAILIFF	3,652.59	4,000.00	4,000.00	3,734.68	.00	4,000.00	.0%
222 FIRE INSPECTOR							
04222522 512000 REG SALARY	135,073.77	173,802.00	171,580.00	89,817.74	.00	147,293.00	-14.2%
04222522 512000 COVID REG SALARY	546.56	.00	1,875.00	1,874.52	.00	.00	-100.0%
04222522 514000 OVERTIME	3,533.38	3,000.00	3,000.00	737.69	.00	3,000.00	.0%
04222522 514001 COVID DOUBLE TIM	145.26	.00	.00	.00	.00	.00	.0%
04222522 521010 FICA TAXES	8,378.77	10,962.00	10,962.00	5,606.04	.00	9,318.00	-15.0%
04222522 521010 COVID FICA TAXES	42.14	.00	117.00	116.22	.00	.00	-100.0%
04222522 521020 MEDICARE T	1,959.46	2,564.00	2,564.00	1,311.16	.00	2,179.00	-15.0%
04222522 521020 COVID MEDICARE T	9.86	.00	28.00	27.18	.00	.00	-100.0%
04222522 522000 RETIREMENT	31,708.21	43,228.00	43,228.00	16,434.72	.00	38,911.00	-10.0%
04222522 522000 COVID RETIREMENT	167.60	.00	202.00	201.80	.00	.00	-100.0%
04222522 523010 L & H INS	11,074.21	22,014.00	21,604.00	.00	.00	21,518.00	-.4%
04222522 524010 WKRS COMP	8,190.43	9,020.00	9,430.00	9,429.58	.00	7,512.00	-20.3%
04222522 531031 EMPLOY PHY	1,518.00	1,944.00	1,944.00	648.00	.00	1,944.00	.0%
04222522 531035 DRUG TEST	25.00	75.00	75.00	25.00	.00	75.00	.0%
04222522 540000 TRAVEL & P	.00	2,880.00	2,674.00	.00	.00	2,400.00	-10.2%
04222522 541000 COMMUNICAT	1,188.94	1,512.00	1,512.00	1,195.30	.00	1,200.00	-20.6%
04222522 542000 FREIG/POST	3.00	250.00	250.00	12.67	.00	100.00	-60.0%
04222522 544000 RENTALS/LE	2.42	200.00	200.00	9.65	.00	200.00	.0%
04222522 545000 INSURANCE	101.39	300.00	300.00	59.91	.00	250.00	-16.7%
04222522 546000 REPAIRS &	673.90	2,750.00	2,750.00	235.55	.00	2,800.00	1.8%
04222522 546020 MAIN SVC C	.00	7,797.00	7,797.00	5,516.00	.00	8,274.00	6.1%
04222522 547000 PRINTING &	125.50	300.00	300.00	93.30	.00	200.00	-33.3%
04222522 548000 PROMOTIONS	855.00	.00	.00	.00	.00	.00	.0%
04222522 549000 OTHER CURR	5,516.00	.00	.00	.00	.00	.00	.0%
04222522 549002 ADVERTISIN	326.05	.00	166.00	165.90	.00	.00	-100.0%
04222522 549081 BACKGROUND	53.50	24.00	64.00	16.00	.00	24.00	-62.5%
04222522 551000 OFFICE SUP	.00	400.00	400.00	.00	.00	.00	-100.0%
04222522 552000 MISCELLANE	497.19	4,500.00	4,500.00	76.26	.00	1,300.00	-71.1%
04222522 552020 GAS, OIL &	.00	3,000.00	2,140.00	.00	.00	2,700.00	26.2%
04222522 552040 TOOLS&SMI	.00	500.00	500.00	.00	.00	500.00	.0%
04222522 552050 UNIFORMS	105.25	900.00	900.00	97.60	.00	1,350.00	50.0%
04222522 552640 EQUIPMENT	697.12	.00	.00	.00	.00	.00	.0%
04222522 554000 DUES/SUBSC	3,156.00	3,336.00	3,336.00	869.45	.00	1,746.00	-47.7%
04222522 555000 TRAINING	.00	4,100.00	4,100.00	.00	.00	5,050.00	23.2%
04222522 564000 EQUIPMENT	.00	.00	860.00	859.40	.00	.00	-100.0%
04222522 564001 EQ\$5000 OG	21,947.05	.00	.00	.00	.00	.00	.0%
04222581 591010 COST ALLOC	2,626.00	2,626.00	2,626.00	2,626.00	.00	2,626.00	.0%
TOTAL FIRE INSPECTOR	240,246.96	301,984.00	301,984.00	138,062.64	.00	262,470.00	-13.1%
223 FIRE DEPT-NCBCC							
04223522 512000 REG SALARY	3,794,988.83	4,241,086.00	4,211,086.00	4,042,704.37	.00	4,492,174.00	6.7%

09/28/2021 08:36  
6235msaw

BOARD OF COMMISSIONERS  
NEXT YEAR / CURRENT YEAR BUDGET ANALYSIS

P 46  
bgnyrpts

PROJECTION: 20221 2021/2022 BUDGET

FOR PERIOD 99

ACCOUNTS FOR:

MUNICIPAL SERVICE FUND	2020 ACTUAL	2021 ORIG BUD	2021 REVISED BUD	2021 ACTUAL	2021 PROJECTION	2022 FINAL	PCT CHANGE
04223522 512000 COVID REG SALARY	8,663.31	.00	46,032.00	55,043.48	.00	.00	-100.0%
04223522 514000 OVERTIME	1,192,134.60	1,155,829.00	1,196,518.00	1,365,024.77	.00	1,461,536.00	22.1%
04223522 514001 COVID DOUBLE TIM	14,784.16	.00	.00	.00	.00	.00	.0%
04223522 514002 OT-GARCIA	289,873.42	289,826.00	289,826.00	293,360.74	.00	325,246.00	12.2%
04223522 515000 SP PAY-N/R	14,960.00	15,720.00	15,720.00	16,025.00	.00	20,880.00	32.8%
04223522 521010 FICA TAXES	315,604.20	353,553.00	351,076.00	337,845.49	.00	390,589.00	11.3%
04223522 521010 COVID FICA TAXES	1,317.56	.00	2,677.00	3,215.60	.00	.00	-100.0%
04223522 521020 MEDICARE T	74,303.38	82,686.00	83,276.00	79,647.21	.00	91,347.00	9.7%
04223522 521020 COVID MEDICARE T	308.13	.00	626.00	752.01	.00	.00	-100.0%
04223522 522000 RETIREMENT	1,270,075.43	1,381,263.00	1,391,211.00	1,354,259.87	.00	1,564,575.00	12.5%
04223522 522000 COVID RETIREMENT	5,459.03	.00	10,070.00	12,365.10	.00	.00	-100.0%
04223522 523010 L & H INS	589,518.14	790,589.00	759,700.00	729,668.66	.00	936,998.00	23.3%
04223522 523010 COVID L & H INS	2,397.18	.00	8,862.00	10,509.27	.00	.00	-100.0%
04223522 524010 WKRS COMP	211,264.01	255,150.00	262,357.00	262,356.80	.00	270,145.00	3.0%
04223522 525000 UNEMP COMP	.00	.00	794.00	794.00	.00	.00	-100.0%
04223522 531000 PROF SVCS	19.68	50,000.00	50,000.00	27,580.00	.00	22,420.00	-55.2%
04223522 531000 ALERT PROF SVCS	.00	19,044.00	.00	.00	.00	.00	.0%
04223522 531031 EMPLOYEE P	43,995.70	40,824.00	57,621.00	57,621.00	.00	42,768.00	-25.8%
04223522 531035 DRUG TEST	697.50	1,250.00	1,250.00	565.00	.00	1,250.00	.0%
04223522 540000 TRAVEL & P	.00	2,874.00	2,874.00	324.00	.00	2,874.00	.0%
04223522 541000 COMMUNICAT	4,177.11	.00	.00	.00	.00	4,200.00	.0%
04223522 541040 COM-COMPUT	11,751.34	12,245.00	12,245.00	7,737.00	.00	12,245.00	.0%
04223522 542000 FREIG/POST	159.34	1,200.00	1,200.00	285.96	.00	500.00	-58.3%
04223522 543000 UTILITY SE	42,662.71	52,080.00	51,013.00	47,861.64	.00	48,100.00	-5.7%
04223522 544030 RENT-CULLI	115.02	1,680.00	1,680.00	109.56	.00	120.00	-92.9%
04223522 545000 INSURANCE	37,830.88	39,350.00	39,350.00	38,375.01	.00	45,800.00	16.4%
04223522 546000 REPAIRS &	338,989.14	357,650.00	337,086.00	239,474.22	.00	342,650.00	1.7%
04223522 546020 MAIN SVC C	17,078.00	50,059.00	44,059.00	21,367.88	.00	28,233.00	-35.9%
04223522 549000 OTHER CURR	607.48	468.00	468.00	464.93	.00	472.00	.9%
04223522 549002 ADVERTISIN	682.59	800.00	800.00	755.56	.00	800.00	.0%
04223522 549081 BACKGROUND	931.50	1,004.00	1,004.00	1,176.00	.00	1,004.00	.0%
04223522 549403 INS CLAIMS	4,130.42	.00	2,097.00	2,096.90	.00	.00	-100.0%
04223522 551000 OFFICE SUP	1,235.95	1,500.00	1,500.00	946.00	.00	1,000.00	-33.3%
04223522 552000 MISCELLANE	19,585.08	38,800.00	35,500.00	29,360.19	.00	19,600.00	-44.8%
04223522 552020 GAS, OIL &	71,335.20	109,000.00	109,000.00	94,388.02	.00	109,000.00	.0%
04223522 552040 TOOLS&SMI	351.62	500.00	500.00	183.86	.00	500.00	.0%
04223522 552050 UNIFORMS	23,008.49	28,830.00	33,556.00	21,591.74	.00	34,275.00	2.1%
04223522 552222 BUNKER GEA	29,947.60	61,753.00	132,751.00	103,104.87	.00	99,319.00	-25.2%
04223522 552222 FDDON BUNKER GEA	.00	.00	5,000.00	5,000.00	.00	5,000.00	.0%
04223522 552640 EQUIPMENT	30,243.19	38,887.00	42,875.00	15,169.02	.00	42,016.00	-2.0%
04223522 554000 DUES/SUBSC	6,000.80	8,001.00	11,001.00	7,680.00	.00	6,100.00	-44.6%
04223522 555000 TRAINING	18,632.26	20,259.00	22,759.00	22,688.11	.00	24,523.00	7.8%
04223522 562000 VSBLD BUILDINGS	.00	.00	38,786.00	.00	.00	38,786.00	.0%
04223522 564000 EQUIPMENT	2,625.99	28,914.00	28,914.00	19,351.07	.00	10,216.00	-64.7%

09/28/2021 08:36  
6235msaw

BOARD OF COMMISSIONERS  
NEXT YEAR / CURRENT YEAR BUDGET ANALYSIS

P 47  
bgnyrpts

PROJECTION: 20221 2021/2022 BUDGET

FOR PERIOD 99

ACCOUNTS FOR:

MUNICIPAL SERVICE FUND	2020 ACTUAL	2021 ORIG BUD	2021 REVISED BUD	2021 ACTUAL	2021 PROJECTION	2022 FINAL	PCT CHANGE
04223522 564001 EQ\$5000 OG	44,024.75	88,252.00	101,658.00	51,088.17	.00	13,406.00	-86.8%
04223522 564001 ALERT EQ\$5000 OG	113,225.35	15,148.00	34,192.00	34,192.18	.00	34,192.00	.0%
04223522 564001 BPEXT EQ\$5000 OG	91,688.35	.00	1,670.00	1,670.00	.00	.00	-100.0%
04223522 564001 DIESL EQ\$5000 OG	93,283.50	.00	.00	.00	.00	.00	.0%
04223522 564001 FRP EQ\$5000 OG	39,309.00	.00	.00	.00	.00	.00	.0%
04223522 564002 EQ50000 OG	680,519.59	.00	.00	.00	.00	896,618.00	.0%
04223522 564002 BRUSH EQ50000 OG	.00	150,117.00	150,117.00	150,117.20	.00	.00	-100.0%
04223522 564002 FRP EQ50000 OG	631,270.99	2,461,935.00	2,461,935.00	2,454,644.06	.00	1,260,659.00	-48.8%
04223522 564002 TANKR EQ50000 OG	.00	373,102.00	373,102.00	373,101.86	.00	.00	-100.0%
04223581 591010 COST ALLOC	60,781.00	60,781.00	60,781.00	60,781.00	.00	60,781.00	.0%
<b>TOTAL FIRE DEPT-NCBCC</b>	<b>10,246,548.50</b>	<b>12,682,009.00</b>	<b>12,878,175.00</b>	<b>12,454,424.38</b>	<b>.00</b>	<b>12,762,917.00</b>	<b>-.9%</b>
<b>224 FIRE DEPTS-VOLUNTEER</b>							
04224522 524010 WKRS COMP	9,230.74	10,000.00	10,487.00	10,486.34	.00	12,000.00	14.4%
04224522 541000 NOAKS COMMUNICAT	398.36	.00	.00	.00	.00	.00	.0%
04224522 543000 NOAKS UTILITY SV	134.05	.00	535.00	534.15	.00	.00	-100.0%
04224522 545000 INSURANCE	1,203.63	1,550.00	1,063.00	19.97	.00	1,600.00	50.5%
04224522 549000 OT CUR CHG	.00	50,000.00	49,465.00	.00	.00	50,000.00	1.1%
04224581 591010 COST ALLOC	4,015.00	4,015.00	4,015.00	4,015.00	.00	4,015.00	.0%
<b>TOTAL FIRE DEPTS-VOLUNTEER</b>	<b>14,981.78</b>	<b>65,565.00</b>	<b>65,565.00</b>	<b>15,055.46</b>	<b>.00</b>	<b>67,615.00</b>	<b>3.1%</b>
<b>243 CODE ENFORCEMENT</b>							
04243524 512000 REG SALARY	210,792.64	220,137.00	262,826.00	255,846.41	.00	273,810.00	4.2%
04243524 512000 COVID REG SALARY	.00	.00	1,780.00	1,779.50	.00	.00	-100.0%
04243524 512001 SAL-EMERG	358.72	.00	.00	.00	.00	.00	.0%
04243524 514000 OVERTIME	647.92	824.00	751.00	13.69	.00	824.00	9.7%
04243524 514000 COVID OVERTIME	.00	.00	1,087.00	1,086.20	.00	.00	-100.0%
04243524 514001 DOUBLE TIM	.00	.00	73.00	72.91	.00	.00	-100.0%
04243524 514001 COVID DOUBLE TIM	3,554.43	.00	2,072.00	2,071.18	.00	.00	-100.0%
04243524 521010 FICA TAXES	12,930.39	13,700.00	16,080.00	15,623.96	.00	17,027.00	5.9%
04243524 521010 COVID FICA TAXES	215.46	.00	303.00	302.26	.00	.00	-100.0%
04243524 521020 MEDICARE T	3,024.35	3,204.00	3,754.00	3,654.04	.00	3,982.00	6.1%
04243524 521020 COVID MEDICARE T	50.39	.00	71.00	70.69	.00	.00	-100.0%
04243524 522000 RETIREMENT	21,255.88	27,926.00	30,120.00	29,089.41	.00	35,724.00	18.6%
04243524 522000 COVID RETIREMENT	343.83	.00	494.00	493.68	.00	.00	-100.0%
04243524 523010 L & H INS	31,868.53	38,795.00	41,197.00	38,497.32	.00	57,023.00	38.4%
04243524 523010 COVID L & H INS	573.34	.00	867.00	866.02	.00	.00	-100.0%
04243524 524010 WKRS COMP	1,783.38	1,780.00	1,897.00	1,896.66	.00	3,063.00	61.5%
04243524 531031 EMPLOY PHY	.00	150.00	225.00	75.00	.00	150.00	-33.3%
04243524 531035 DRUG TEST	.00	50.00	75.00	25.00	.00	50.00	-33.3%
04243524 534000 OT CONT SV	179.59	30,073.00	30,073.00	47.36	.00	73.00	-99.8%
04243524 540000 TRAVEL & P	83.52	6,153.00	5,188.00	676.74	.00	5,870.00	13.1%

09/28/2021 08:36  
6235msaw

BOARD OF COMMISSIONERS  
NEXT YEAR / CURRENT YEAR BUDGET ANALYSIS

P 48  
bgnyrpts

PROJECTION: 20221 2021/2022 BUDGET

FOR PERIOD 99

ACCOUNTS FOR:

MUNICIPAL SERVICE FUND	2020 ACTUAL	2021 ORIG BUD	2021 REVISED BUD	2021 ACTUAL	2021 PROJECTION	2022 FINAL	PCT CHANGE
04243524 541000 COMMUNICAT	1,790.97	1,901.00	2,635.00	2,371.24	.00	1,800.00	-31.7%
04243524 542000 FREIG/POST	2,110.67	4,175.00	1,775.00	1,648.46	.00	4,050.00	128.2%
04243524 543000 UTILITY SE	1,578.05	2,081.00	2,081.00	1,760.23	.00	1,900.00	-8.7%
04243524 544000 RENTALS/LE	3,416.74	10,739.00	10,739.00	4,819.76	.00	4,854.00	-54.8%
04243524 545000 INSURANCE	1,699.74	1,650.00	1,750.00	1,749.21	.00	2,225.00	27.1%
04243524 546000 REPAIRS &	966.71	1,840.00	1,960.00	406.20	.00	2,320.00	18.4%
04243524 546020 MAIN SVC C	1,750.53	3,418.00	3,450.00	2,048.29	.00	1,694.00	-50.9%
04243524 547000 PRINTING &	1,283.77	1,000.00	1,000.00	597.61	.00	1,000.00	.0%
04243524 549000 OTHER CURR	626.50	475.00	475.00	314.50	.00	475.00	.0%
04243524 549002 ADVERTISIN	.00	500.00	500.00	331.20	.00	500.00	.0%
04243524 549081 BACKGROUND	16.00	163.00	244.00	91.00	.00	124.00	-49.2%
04243524 551000 OFFICE SUP	580.80	700.00	650.00	146.94	.00	700.00	7.7%
04243524 552000 MISCELLANE	1,732.80	2,100.00	1,600.00	1,134.91	.00	1,800.00	12.5%
04243524 552020 GAS, OIL &	2,214.42	5,000.00	4,080.00	2,734.46	.00	4,000.00	-2.0%
04243524 552040 TOOLS&SMI	148.01	290.00	290.00	42.71	.00	290.00	.0%
04243524 552050 UNIFORMS	459.47	640.00	800.00	.00	.00	800.00	.0%
04243524 552051 SAFETY APP	.00	250.00	450.00	.00	.00	250.00	-44.4%
04243524 552640 EQUIPMENT	2,106.61	975.00	1,288.00	1,053.47	.00	1,000.00	-22.4%
04243524 554000 DUES/SUBSC	517.99	341.00	686.00	423.99	.00	424.00	-38.2%
04243524 555000 TRAINING	.00	2,765.00	3,370.00	975.00	.00	2,515.00	-25.4%
04243524 564000 EQUIPMENT	.00	.00	849.00	848.63	.00	.00	-100.0%
04243524 564001 EQ\$5000 OG	.00	.00	28,979.00	28,979.00	.00	.00	-100.0%
04243581 591010 COST ALLOC	4,948.00	4,948.00	4,948.00	4,948.00	.00	4,948.00	.0%
04243582 591910 CLERK REC F-LIEN	.00	556.00	556.00	.00	.00	556.00	.0%
<b>TOTAL CODE ENFORCEMENT</b>	<b>315,610.15</b>	<b>389,299.00</b>	<b>474,088.00</b>	<b>409,612.84</b>	<b>.00</b>	<b>435,821.00</b>	<b>-8.1%</b>
247 PLANNING/ECONOMIC OPPORTUNITY							
04247515 512000 REG SALARY	501,114.25	610,220.00	535,040.00	464,535.86	.00	713,351.00	33.3%
04247515 512000 COVID REG SALARY	8,351.22	.00	.00	.00	.00	.00	.0%
04247515 512001 SAL-FEMA	837.01	.00	.00	.00	.00	.00	.0%
04247515 513000 SALARY-N/R	14,436.25	33,950.00	33,950.00	26,997.50	.00	34,925.00	2.9%
04247515 514000 OVERTIME	.00	.00	300.00	77.83	.00	.00	-100.0%
04247515 514000 COVID OVERTIME	.00	.00	2,076.00	2,075.39	.00	.00	-100.0%
04247515 514001 COVID DOUBLE TIM	1,809.74	.00	1,654.00	1,653.38	.00	.00	-100.0%
04247515 521010 FICA TAXES	31,714.01	39,939.00	39,939.00	30,233.09	.00	46,393.00	16.2%
04247515 521010 COVID FICA TAXES	611.32	.00	228.00	227.58	.00	.00	-100.0%
04247515 521020 MEDICARE T	7,417.47	9,340.00	9,340.00	7,071.24	.00	10,850.00	16.2%
04247515 521020 COVID MEDICARE T	142.94	.00	54.00	53.24	.00	.00	-100.0%
04247515 522000 RETIREMENT	50,194.40	74,169.00	74,169.00	59,268.47	.00	90,772.00	22.4%
04247515 522000 COVID RETIREMENT	937.60	.00	373.00	372.89	.00	.00	-100.0%
04247515 523010 L & H INS	57,888.77	78,555.00	78,555.00	56,188.60	.00	104,362.00	32.9%
04247515 523010 COVID L & H INS	2,277.05	.00	769.00	768.05	.00	.00	-100.0%
04247515 524010 WKRS COMP	10,128.90	8,909.00	10,909.00	9,750.84	.00	9,931.00	-9.0%



09/28/2021 08:36  
6235msaw

BOARD OF COMMISSIONERS  
NEXT YEAR / CURRENT YEAR BUDGET ANALYSIS

P 49  
bgnyrpts

PROJECTION: 20221 2021/2022 BUDGET

FOR PERIOD 99

ACCOUNTS FOR:

MUNICIPAL SERVICE FUND	2020 ACTUAL	2021 ORIG BUD	2021 REVISED BUD	2021 ACTUAL	2021 PROJECTION	2022 FINAL	PCT CHANGE
04247515 531000 PROF SVCS	59,260.00	.00	11,505.00	11,504.95	.00	.00	-100.0%
04247515 531025 NEFRPC-COM	404,966.30	267,027.00	369,761.00	119,784.25	.00	233,213.00	-36.9%
04247515 531404 PS-CH.177	21,600.00	18,000.00	33,000.00	29,762.40	.00	30,000.00	-9.1%
04247515 534000 OT CONT SV	377.77	60.00	135.00	76.77	.00	200.00	48.1%
04247515 540000 TRAVEL & P	239.59	17,715.00	5,365.00	.00	.00	7,060.00	31.6%
04247515 540040 T/PD PZ BD	2,978.27	.00	5,350.00	3,313.21	.00	5,350.00	.0%
04247515 540041 TR-CU&V	435.55	.00	2,000.00	741.14	.00	2,000.00	.0%
04247515 541000 COMMUNICAT	1,068.88	1,425.00	1,425.00	1,034.90	.00	1,100.00	-22.8%
04247515 542000 FREIG/POST	7,354.72	5,000.00	5,000.00	3,866.34	.00	6,000.00	20.0%
04247515 543000 UTILITY SV	2,557.54	3,000.00	3,000.00	2,852.80	.00	2,900.00	-3.3%
04247515 544000 RENT&LEASE	6,625.76	8,580.00	8,580.00	7,986.09	.00	9,580.00	11.7%
04247515 545000 INSURANCE	1,277.35	1,750.00	1,750.00	1,395.76	.00	1,650.00	-5.7%
04247515 546000 REPAIRS &	2,861.10	3,885.00	3,885.00	200.00	.00	3,950.00	1.7%
04247515 546020 MAIN SVC C	5,565.04	6,295.00	6,295.00	4,451.31	.00	6,295.00	.0%
04247515 547000 PRINTING &	2,309.85	5,500.00	5,500.00	1,321.66	.00	2,750.00	-50.0%
04247515 548000 PROMOTIONS	184.20	7,500.00	2,500.00	.00	.00	1,000.00	-60.0%
04247515 549000 OTHER CURR	7,443.72	11,454.00	11,454.00	12,397.68	.00	15,614.00	36.3%
04247515 549002 ADVERTISIN	20,724.51	25,000.00	40,000.00	23,452.45	.00	25,000.00	-37.5%
04247515 549015 NEFRPC	33,927.00	33,927.00	33,927.00	33,927.00	.00	33,927.00	.0%
04247515 549026 BAILIF-OC	840.00	.00	.00	.00	.00	.00	.0%
04247515 549081 BACKGROUND	112.49	143.00	343.00	75.00	.00	200.00	-41.7%
04247515 549121 P&Z COMMIT	4,800.00	.00	.00	.00	.00	.00	.0%
04247515 549125 CUEB	1,275.00	.00	.00	.00	.00	.00	.0%
04247515 551000 OFFICE SUP	4,794.00	5,000.00	5,000.00	3,188.07	.00	5,300.00	6.0%
04247515 552000 MISCELLANE	308.35	5,785.00	5,710.00	2,019.56	.00	2,400.00	-58.0%
04247515 552020 GAS, OIL &	88.80	500.00	500.00	51.87	.00	1,500.00	200.0%
04247515 552640 EQUIPMENT	5,085.69	2,225.00	2,225.00	2,061.17	.00	4,400.00	97.8%
04247515 554000 DUES/SUBSC	6,792.90	8,595.00	5,595.00	4,120.40	.00	6,900.00	23.3%
04247515 555000 TRAINING	3,421.12	6,220.00	4,220.00	1,530.00	.00	4,360.00	3.3%
04247515 564000 EQUIPMENT	2,227.39	.00	.00	.00	.00	12,500.00	.0%
04247581 591010 TO-GENERAL	6,127.00	6,127.00	6,127.00	6,127.00	.00	6,127.00	.0%
TOTAL PLANNING/ECONOMIC OPPO	1,305,490.82	1,305,795.00	1,367,508.00	936,515.74	.00	1,441,860.00	5.4%
335 DEVELOPMENT SERVICES							
04335515 512000 REG SALARY	531,398.96	625,627.00	587,673.00	527,465.61	.00	650,598.00	10.7%
04335515 512000 COVID REG SALARY	47,796.13	.00	27,998.00	27,997.92	.00	.00	-100.0%
04335515 512002 SAL ON CAL	100.00	.00	580.00	580.00	.00	.00	-100.0%
04335515 513000 SALARY-N/R	.00	.00	.00	.00	.00	4,800.00	.0%
04335515 514000 OVERTIME	250.13	6,180.00	6,180.00	722.70	.00	6,180.00	.0%
04335515 514001 COVID DOUBLE TIM	551.47	.00	1,059.00	1,058.40	.00	.00	-100.0%
04335515 521010 FICA TAXES	32,853.75	39,172.00	39,172.00	31,936.66	.00	41,018.00	4.7%
04335515 521010 COVID FICA TAXES	2,478.19	.00	1,748.00	1,747.24	.00	.00	-100.0%
04335515 521020 MEDICARE T	7,683.57	9,161.00	9,161.00	7,469.62	.00	9,593.00	4.7%

09/28/2021 08:36  
6235msaw

BOARD OF COMMISSIONERS  
NEXT YEAR / CURRENT YEAR BUDGET ANALYSIS

P 50  
bgnyrpts

PROJECTION: 20221 2021/2022 BUDGET

FOR PERIOD 99

ACCOUNTS FOR:

MUNICIPAL SERVICE FUND	2020 ACTUAL	2021 ORIG BUD	2021 REVISED BUD	2021 ACTUAL	2021 PROJECTION	2022 FINAL	PCT CHANGE
04335515 521020 COVID MEDICARE T	579.62	.00	409.00	408.65	.00	.00	-100.0%
04335515 522000 RETIREMENT	57,925.40	73,060.00	73,060.00	63,912.05	.00	82,537.00	13.0%
04335515 522000 COVID RETIREMENT	3,764.69	.00	2,906.00	2,905.70	.00	.00	-100.0%
04335515 523010 L & H INS	68,581.60	92,495.00	92,495.00	74,561.90	.00	103,987.00	12.4%
04335515 523010 COVID L & H INS	4,552.71	.00	3,834.00	3,833.19	.00	.00	-100.0%
04335515 524010 WKRS COMP	5,009.53	5,087.00	5,399.00	5,398.86	.00	5,218.00	-3.4%
04335515 525000 UNEMP COMP	.00	.00	138.00	137.50	.00	.00	-100.0%
04335515 531000 PROF SVCS	.00	2,000.00	2,000.00	.00	.00	.00	-100.0%
04335515 531031 EMPLOY PHY	75.00	225.00	225.00	.00	.00	375.00	66.7%
04335515 531035 DRUG TEST	55.00	150.00	200.00	130.00	.00	250.00	25.0%
04335515 534000 OT CONT SV	256.37	124.00	124.00	43.04	.00	124.00	.0%
04335515 540000 TRAV&PDIEM	889.92	3,869.00	3,769.00	1,736.72	.00	2,629.00	-30.2%
04335515 541000 COMMUNICAT	4,636.62	6,469.00	6,019.00	5,094.33	.00	4,700.00	-21.9%
04335515 542000 FREIG/POST	5.00	250.00	250.00	6.70	.00	255.00	2.0%
04335515 543000 UTILITY SV	1,596.18	2,700.00	2,700.00	1,780.47	.00	1,600.00	-40.7%
04335515 544000 RENT&LEASE	3,182.88	4,378.00	4,378.00	2,941.99	.00	5,728.00	30.8%
04335515 545000 INSURANCE	1,171.76	1,300.00	1,300.00	1,247.11	.00	1,600.00	23.1%
04335515 546000 RPR&MAINT	3,363.14	4,500.00	4,500.00	2,596.30	.00	5,400.00	20.0%
04335515 546020 MAIN SVC C	1,127.40	767.00	1,267.00	1,254.96	.00	1,017.00	-19.7%
04335515 547000 PRINT&BIND	35.00	1,320.00	740.00	.00	.00	1,008.00	36.2%
04335515 549000 OT CUR CHG	1,127.00	876.00	876.00	.00	.00	350.00	-60.0%
04335515 549002 ADVERTISIN	155.48	1,500.00	1,000.00	419.62	.00	1,500.00	50.0%
04335515 549081 BACKGROUND	85.50	365.00	365.00	32.00	.00	365.00	.0%
04335515 551000 OFFICE SUP	687.87	1,300.00	1,300.00	1,105.93	.00	1,200.00	-7.7%
04335515 552000 MISC SUPPL	1,229.23	1,044.00	1,044.00	979.33	.00	844.00	-19.2%
04335515 552020 GAS/OIL&LU	6,335.30	7,800.00	7,800.00	8,096.61	.00	8,520.00	9.2%
04335515 552040 TOOLS&SMI	683.81	840.00	840.00	723.73	.00	840.00	.0%
04335515 552051 SAFETY APP	1,737.24	2,000.00	2,000.00	1,541.07	.00	2,000.00	.0%
04335515 552640 EQUIP<\$750	4,353.18	2,310.00	2,260.00	911.87	.00	1,464.00	-35.2%
04335515 552646 SOFTWARE	.00	700.00	800.00	387.30	.00	1,200.00	50.0%
04335515 554000 DUES/SUBSC	475.00	2,275.00	2,275.00	1,993.25	.00	500.00	-78.0%
04335515 555000 TRAINING	4,565.50	8,890.00	8,890.00	7,576.00	.00	4,545.00	-48.9%
04335515 564000 EQUIPMENT	.00	.00	.00	.00	.00	5,500.00	.0%
04335581 591010 TO-GENERAL	5,117.00	5,117.00	5,117.00	5,117.00	.00	5,117.00	.0%
<b>TOTAL DEVELOPMENT SERVICES</b>	<b>806,472.13</b>	<b>913,851.00</b>	<b>913,851.00</b>	<b>795,851.33</b>	<b>.00</b>	<b>962,562.00</b>	<b>5.3%</b>
621 ANIMAL CONTROL							
04621562 512000 REG SALARY	555,796.89	628,238.00	694,668.00	584,544.42	.00	777,134.00	11.9%
04621562 512000 COVID REG SALARY	48,831.89	.00	4,506.00	4,505.78	.00	.00	-100.0%
04621562 512002 SAL ON CAL	8,390.00	8,484.00	10,584.00	7,830.00	.00	10,763.00	1.7%
04621562 513000 SALARY-N/R	4,257.50	5,000.00	8,000.00	11,037.50	.00	5,000.00	-37.5%
04621562 514000 OVERTIME	17,565.54	46,906.00	51,270.00	24,377.54	.00	35,982.00	-29.8%
04621562 514000 COVID OVERTIME	.00	.00	128.00	127.27	.00	.00	-100.0%

09/28/2021 08:36  
6235msaw

BOARD OF COMMISSIONERS  
NEXT YEAR / CURRENT YEAR BUDGET ANALYSIS

P 51  
bgnyrpts

PROJECTION: 20221 2021/2022 BUDGET

FOR PERIOD 99

ACCOUNTS FOR:

MUNICIPAL SERVICE FUND	2020 ACTUAL	2021 ORIG BUD	2021 REVISED BUD	2021 ACTUAL	2021 PROJECTION	2022 FINAL	PCT CHANGE
04621562 514001							
04621562 514001							
04621562 521010							
04621562 521010							
04621562 521020							
04621562 521020							
04621562 522000							
04621562 522000							
04621562 523010							
04621562 523010							
04621562 524010							
04621562 525000							
04621562 531030							
04621562 531031							
04621562 531032							
04621562 531032							
04621562 531033							
04621562 531034							
04621562 531035							
04621562 534000							
04621562 540000							
04621562 541000							
04621562 541040							
04621562 542000							
04621562 543000							
04621562 544000							
04621562 544011							
04621562 544030							
04621562 545000							
04621562 546000							
04621562 546020							
04621562 546022							
04621562 546030							
04621562 547000							
04621562 548000							
04621562 549000							
04621562 549002							
04621562 549005							
04621562 549081							
04621562 551000							
04621562 552000							
04621562 552014							
04621562 552020							
04621562 552024							

09/28/2021 08:36  
6235msaw

BOARD OF COMMISSIONERS  
NEXT YEAR / CURRENT YEAR BUDGET ANALYSIS

P 52  
bgnyrpts

PROJECTION: 20221 2021/2022 BUDGET

FOR PERIOD 99

ACCOUNTS FOR:

MUNICIPAL SERVICE FUND			2020 ACTUAL	2021 ORIG BUD	2021 REVISED BUD	2021 ACTUAL	2021 PROJECTION	2022 FINAL	PCT CHANGE
04621562	552025	A/C SUPPL	1,982.25	4,000.00	4,000.00	2,911.84	.00	4,000.00	.0%
04621562	552030	JANITORIAL	14,173.42	10,500.00	15,500.00	16,914.56	.00	10,500.00	-32.3%
04621562	552050	UNIFORMS	2,663.84	8,500.00	9,250.00	5,089.37	.00	8,500.00	-8.1%
04621562	552051	SAFETY APP	1,800.00	2,250.00	2,550.00	1,950.00	.00	2,250.00	-11.8%
04621562	552221	MED SUPPLY	73,481.39	75,000.00	86,115.00	93,483.59	.00	75,000.00	-12.9%
04621562	552221	ACDON MED SUPPLY	.00	.00	.00	.00	.00	10,000.00	.0%
04621562	552640	EQUIP<\$750	9,684.10	14,100.00	15,200.00	6,887.48	.00	12,600.00	-17.1%
04621562	552646	SOFTWARE	.00	2,380.00	2,720.00	.00	.00	2,720.00	.0%
04621562	554000	DUES/SUBSC	1,438.66	700.00	4,200.00	3,503.00	.00	700.00	-83.3%
04621562	555000	TRAINING	1,454.00	4,800.00	4,800.00	4,584.16	.00	4,800.00	.0%
04621562	562000	CATEX BUILDINGS	181,118.44	237,000.00	55,882.00	47,994.00	.00	.00	-100.0%
04621562	562002	AIRKN BLDG IMPRO	.00	750,100.00	750,100.00	.00	.00	.00	-100.0%
04621562	563005	FENCING	.00	.00	.00	.00	.00	42,000.00	.0%
04621562	563735	PARK LOT	23,900.00	.00	.00	.00	.00	.00	.0%
04621562	564000	EQUIPMENT	7,194.42	.00	26,548.00	26,166.51	.00	4,468.00	-83.2%
04621562	564001	EQ\$5000 OG	7,410.00	.00	.00	.00	.00	.00	.0%
04621562	564001	FRP EQ\$5000 OG	29,933.00	.00	.00	.00	.00	.00	.0%
04621562	564002	EQ50000 OG	.00	.00	64,612.00	64,439.00	.00	196,863.00	204.7%
04621581	591010	COST ALLOC	1,856.00	1,856.00	1,856.00	1,856.00	.00	1,856.00	.0%
TOTAL ANIMAL CONTROL			1,486,552.82	2,352,428.00	2,462,425.00	1,398,149.68	.00	1,918,894.00	-22.1%
730	DEVELOPER AGREEMENT-TRANSP								
04730541	563022	MAREL	.00	5,000.00	5,000.00	.00	.00	5,000.00	.0%
TOTAL DEVELOPER AGREEMENT-TR			.00	5,000.00	5,000.00	.00	.00	5,000.00	.0%
999	RESERVES								
04999599	599001	RES CONTIN	.00	698,770.00	698,770.00	.00	.00	872,481.00	24.9%
04999599	599002	DECSN BCC ALLOC	.00	800,726.00	428,442.00	.00	.00	.00	-100.0%
04999599	599083	RES-CAP PL	.00	897,000.00	2,720,842.00	.00	.00	836,104.00	-69.3%
04999599	599999	RESV-MFB	.00	1,830,563.00	2,096,481.00	.00	.00	.00	-100.0%
04999599	599999	MINFB RESV-MFB	.00	.00	.00	.00	.00	2,424,761.00	.0%
TOTAL RESERVES			.00	4,227,059.00	5,944,535.00	.00	.00	4,133,346.00	-30.5%
TOTAL MUNICIPAL SERVICE FUND			17,728,625.66	25,520,445.00	28,099,009.00	19,557,460.77	.00	26,084,723.00	-7.2%

09/28/2021 08:36  
6235msaw

BOARD OF COMMISSIONERS  
NEXT YEAR / CURRENT YEAR BUDGET ANALYSIS

P 53  
bgnyrpts

PROJECTION: 20221 2021/2022 BUDGET

FOR PERIOD 99

ACCOUNTS FOR:

LAW ENFORCEMENT TRAINING	2020 ACTUAL	2021 ORIG BUD	2021 REVISED BUD	2021 ACTUAL	2021 PROJECTION	2022 FINAL	PCT CHANGE
031 SHERIFF							
10031521 540000 TRAV&PDIEM	.00	65,000.00	49,631.00	.00	.00	56,740.00	14.3%
10031521 540000 DOMVL TRAV&PDIEM	.00	10,391.00	22,022.00	2,645.00	.00	12,322.00	-44.0%
10031521 552000 DOMVL MISC SUPPL	.00	10,000.00	10,000.00	.00	.00	15,000.00	50.0%
10031521 552640 DOMVL EQUIP<\$750	.00	40,000.00	40,000.00	.00	.00	36,115.00	-9.7%
10031521 554000 DUES/SUBSC	.00	1,000.00	1,000.00	.00	.00	1,000.00	.0%
10031521 555000 TRAINING	.00	62,359.00	62,359.00	.00	.00	55,000.00	-11.8%
10031521 555000 DOMVL TRAINING	.00	28,000.00	28,000.00	12,000.00	.00	30,000.00	7.1%
TOTAL SHERIFF	.00	216,750.00	213,012.00	14,645.00	.00	206,177.00	-3.2%
TOTAL LAW ENFORCEMENT TRAINING	.00	216,750.00	213,012.00	14,645.00	.00	206,177.00	-3.2%

09/28/2021 08:36  
6235msaw

BOARD OF COMMISSIONERS  
NEXT YEAR / CURRENT YEAR BUDGET ANALYSIS

P 54  
bgnyrpts

PROJECTION: 20221 2021/2022 BUDGET

FOR PERIOD 99

ACCOUNTS FOR:

SHERIFF DONATION FUND	2020 ACTUAL	2021 ORIG BUD	2021 REVISED BUD	2021 ACTUAL	2021 PROJECTION	2022 FINAL	PCT CHANGE
215 DARE DONATIONS							
12215521 552211 DARE SUPPL	.00	3,119.00	3,116.00	.00	.00	3,126.00	.3%
TOTAL DARE DONATIONS	.00	3,119.00	3,116.00	.00	.00	3,126.00	.3%
TOTAL SHERIFF DONATION FUND	.00	3,119.00	3,116.00	.00	.00	3,126.00	.3%

09/28/2021 08:36  
6235msaw

BOARD OF COMMISSIONERS  
NEXT YEAR / CURRENT YEAR BUDGET ANALYSIS

P 55  
bgnyrpts

PROJECTION: 20221 2021/2022 BUDGET

FOR PERIOD 99

ACCOUNTS FOR:

ACCOUNTS FOR:	2020 ACTUAL	2021 ORIG BUD	2021 REVISED BUD	2021 ACTUAL	2021 PROJECTION	2022 FINAL	PCT CHANGE
<hr/>							
030	EQUITABLE SHARING PROGRAM						
13030521 552000 JUST MISC SUPPL	.00	.00	.00	.00	.00	12,932.00	.0%
13030582 591910 JUST TR-CONS OF	.00	.00	101,898.00	.00	.00	125,000.00	22.7%
13030582 591910 TREAS TR-CONS OF	.00	.00	415,798.00	216,928.00	.00	200,870.00	-51.7%
TOTAL EQUITABLE SHARING PROG	.00	.00	517,696.00	216,928.00	.00	338,802.00	-34.6%
<hr/>							
031	SHERIFF						
13031521 552640 EQUIP<\$750	.00	15,000.00	15,000.00	.00	.00	56,583.00	277.2%
13031521 581000 AID-OGOV'T	2,000.00	30,000.00	30,000.00	.00	.00	100,000.00	233.3%
13031521 582000 AID-PRIVAT	.00	37,462.00	53,545.00	25,000.00	.00	100,000.00	86.8%
13031581 591010 TO-GENERAL	12,979.00	15,424.00	15,424.00	10,794.00	.00	16,830.00	9.1%
TOTAL SHERIFF	14,979.00	97,886.00	113,969.00	35,794.00	.00	273,413.00	139.9%
<hr/>							
999	RESERVES						
13999599 599036 REV-REWARD	.00	12,000.00	12,000.00	.00	.00	12,000.00	.0%
TOTAL RESERVES	.00	12,000.00	12,000.00	.00	.00	12,000.00	.0%
TOTAL LAW ENFORCEMENT TRUST	14,979.00	109,886.00	643,665.00	252,722.00	.00	624,215.00	-3.0%

09/28/2021 08:36  
6235msaw

BOARD OF COMMISSIONERS  
NEXT YEAR / CURRENT YEAR BUDGET ANALYSIS

P 56  
bgnyrpts

PROJECTION: 20221 2021/2022 BUDGET

FOR PERIOD 99

ACCOUNTS FOR:

NC ANTI-DRUG ENFORCEMENT GRANT	2020 ACTUAL	2021 ORIG BUD	2021 REVISED BUD	2021 ACTUAL	2021 PROJECTION	2022 FINAL	PCT CHANGE
001 BOARD OF CO COMMISSIONERS							
15001521 531032 VET SVC	.00	.00	1,534.00	.00	.00	1,534.00	.0%
15001521 552640 DOME EQUIP<\$750	.00	14,322.00	14,450.00	.00	.00	14,313.00	-.9%
TOTAL BOARD OF CO COMMISSION	.00	14,322.00	15,984.00	.00	.00	15,847.00	-.9%
037 SHERIFF GRANTS							
15037521 531032 3B032 VET SVC	.00	.00	4,397.00	.00	.00	.00	-100.0%
15037521 531032 5R060 VET SVC	.00	.00	3,594.00	3,594.05	.00	.00	-100.0%
15037521 531032 Y5042 VET SVC	3,647.85	.00	.00	.00	.00	.00	.0%
15037521 541000 3B032 COMMUNICAT	.00	.00	20,676.00	.00	.00	.00	-100.0%
15037521 541000 5R060 COMMUNICAT	.00	.00	20,677.00	20,677.30	.00	.00	-100.0%
15037521 541000 Y5042 COMMUNICAT	18,043.81	.00	.00	.00	.00	.00	.0%
15037521 549000 3B032 OT CUR CHG	.00	.00	1,849.00	.00	.00	.00	-100.0%
15037521 549000 5R060 OT CUR CHG	.00	.00	825.00	825.00	.00	.00	-100.0%
15037521 552000 13SCP MISC SUPPL	.00	1,962.00	1,979.00	.00	.00	1,996.00	.9%
15037521 552000 16SCP MISC SUPPL	.00	5,794.00	5,845.00	.00	.00	5,883.00	.7%
15037521 552000 17SCP MISC SUPPL	.00	3,198.00	3,226.00	.00	.00	3,252.00	.8%
15037521 552000 18SCP MISC SUPPL	.00	1,184.00	1,194.00	.00	.00	1,209.00	1.3%
15037521 552000 Y5042 MISC SUPPL	267.56	.00	.00	.00	.00	.00	.0%
15037521 552015 3B032 DOG CARE	.00	.00	2,755.00	.00	.00	.00	-100.0%
15037521 552015 5R060 DOG CARE	.00	.00	2,702.00	2,701.59	.00	.00	-100.0%
15037521 552015 Y5042 DOG CARE	2,616.28	.00	.00	.00	.00	.00	.0%
15037521 552640 14SCP EQUIP<\$750	.00	4,339.00	4,378.00	.00	.00	4,406.00	.6%
15037521 552640 15SCP EQUIP<\$750	.00	4,499.00	4,539.00	.00	.00	4,567.00	.6%
15037521 552640 20SCP EQUIP<\$750	.00	.00	1,822.00	.00	.00	1,837.00	.8%
15037521 552640 Y6023 EQUIP<\$750	1,400.96	.00	.00	.00	.00	.00	.0%
15037521 554000 3B032 DUES/SUBSC	.00	.00	240.00	.00	.00	.00	-100.0%
15037521 554000 5R060 DUES/SUBSC	.00	.00	240.00	240.00	.00	.00	-100.0%
15037521 554000 Y5042 DUES/SUBSC	560.00	.00	.00	.00	.00	.00	.0%
15037521 555000 R005 TRAINING	.00	.00	353.00	353.00	.00	.00	-100.0%
15037521 564000 3B032 EQUIPMENT	.00	.00	10,000.00	.00	.00	.00	-100.0%
15037521 564000 5R060 EQUIPMENT	.00	.00	16,950.00	16,950.00	.00	.00	-100.0%
15037521 564000 Y5042 EQUIPMENT	22,061.00	.00	.00	.00	.00	.00	.0%
15037521 564000 Y6023 EQUIPMENT	6,979.42	.00	.00	.00	.00	.00	.0%
15037521 564001 R005 EQ\$5000 OG	.00	.00	9,000.00	9,000.00	.00	.00	-100.0%
TOTAL SHERIFF GRANTS	55,576.88	20,976.00	117,241.00	54,340.94	.00	23,150.00	-80.3%
214 DEET-MISC PROGRAM INCOME							
15214521 555000 TRAINING	4,700.00	.00	.00	.00	.00	.00	.0%
15214521 564000 EQUIPMENT	.00	521.00	4,195.00	3,673.25	.00	10,521.00	150.8%



09/28/2021 08:36  
6235msaw

BOARD OF COMMISSIONERS  
NEXT YEAR / CURRENT YEAR BUDGET ANALYSIS

P 57  
bgnyrpts

PROJECTION: 20221 2021/2022 BUDGET

FOR PERIOD 99

ACCOUNTS FOR:

NC ANTI-DRUG ENFORCEMENT GRANT	2020 ACTUAL	2021 ORIG BUD	2021 REVISED BUD	2021 ACTUAL	2021 PROJECTION	2022 FINAL	PCT CHANGE
15214521 564001 EQ\$5000 OG	.00	.00	11,426.00	9,000.00	.00	.00	-100.0%
TOTAL DEET-MISC PROGRAM INCO	4,700.00	521.00	15,621.00	12,673.25	.00	10,521.00	-32.6%
TOTAL NC ANTI-DRUG ENFORCEME	60,276.88	35,819.00	148,846.00	67,014.19	.00	49,518.00	-66.7%

09/28/2021 08:36  
6235msaw

BOARD OF COMMISSIONERS  
NEXT YEAR / CURRENT YEAR BUDGET ANALYSIS

P 58  
bgnyrpts

PROJECTION: 20221 2021/2022 BUDGET

FOR PERIOD 99

ACCOUNTS FOR:

COURT FACILITY FEES FUND	2020 ACTUAL	2021 ORIG BUD	2021 REVISED BUD	2021 ACTUAL	2021 PROJECTION	2022 FINAL	PCT CHANGE
<hr/>							
160 COURT SYSTEM							
18160712 546000 RPR&MAINT	3,041.00	8,000.00	44,786.00	16,910.80	.00	22,500.00	-49.8%
18160712 546020 MAIN SVC C	11,538.00	12,000.00	19,487.00	19,486.60	.00	24,000.00	23.2%
18160712 546030 R&M-BLDGS	.00	100,000.00	55,727.00	3,959.57	.00	85,727.00	53.8%
18160712 549000 OT CUR CHG	.00	1,000.00	1,000.00	.00	.00	1,000.00	.0%
18160712 552000 MISC SUPPL	1,150.28	11,000.00	11,000.00	4,214.11	.00	11,000.00	.0%
18160712 552640 EQUIP<\$750	1,970.67	5,000.00	5,000.00	2,359.68	.00	5,000.00	.0%
18160712 562000 BUILDINGS	.00	20,000.00	20,000.00	750.00	.00	20,000.00	.0%
18160712 562002 CTRM3 BLDG IMPRO	.00	200,000.00	200,000.00	.00	.00	200,000.00	.0%
18160712 564000 EQUIPMENT	2,914.73	25,000.00	25,000.00	.00	.00	25,000.00	.0%
18160712 564001 EQ\$5000 OG	5,818.73	50,000.00	50,000.00	.00	.00	50,000.00	.0%
TOTAL COURT SYSTEM	26,433.41	432,000.00	432,000.00	47,680.76	.00	444,227.00	2.8%
<hr/>							
161 CIRCUIT COURT							
18161605 541000 COMMUNICAT	838.40	.00	.00	.00	.00	.00	.0%
18161605 546020 MAIN SVC C	1,509.50	.00	.00	.00	.00	.00	.0%
18161605 547000 PRINT&BIND	316.90	.00	.00	.00	.00	.00	.0%
18161605 551000 OFFICE SUP	228.28	.00	.00	.00	.00	.00	.0%
18161605 552000 MISCELLANE	126.49	.00	.00	.00	.00	.00	.0%
18161605 554000 DUES/SUBSC	480.00	.00	.00	.00	.00	.00	.0%
18161685 541058 COM-AD LIT	418.58	700.00	700.00	273.18	.00	700.00	.0%
18161685 546020 MAIN SVC C	27.56	300.00	300.00	8.27	.00	300.00	.0%
18161685 552000 MISC SUPPL	.00	300.00	300.00	.00	.00	300.00	.0%
18161685 552640 EQUIP<\$750	.00	500.00	500.00	.00	.00	800.00	60.0%
TOTAL CIRCUIT COURT	3,945.71	1,800.00	1,800.00	281.45	.00	2,100.00	16.7%
<hr/>							
162 COUNTY COURT							
18162605 541000 COMMUNICAT	.32	.00	.00	.04	.00	.00	.0%
18162605 546020 MAIN SVC C	558.81	.00	.00	.00	.00	.00	.0%
18162605 551000 OFFICE SUP	29.52	.00	.00	.00	.00	.00	.0%
18162605 552000 MISCELLANE	586.99	.00	.00	.00	.00	.00	.0%
18162605 552640 EQUIPMENT	703.26	.00	.00	.00	.00	.00	.0%
18162605 554000 DUES/SUBSC	285.00	.00	.00	.00	.00	.00	.0%
TOTAL COUNTY COURT	2,163.90	.00	.00	.04	.00	.00	.0%
<hr/>							
170 CIRCUIT JUDGES							
18170605 540000 TRAV&PDIEM	.00	375.00	375.00	.00	.00	375.00	.0%
18170605 541000 COMMUNICAT	244.77	4,375.00	4,375.00	774.94	.00	4,375.00	.0%
18170605 542000 FREIG/POST	137.00	150.00	150.00	.00	.00	150.00	.0%

09/28/2021 08:36  
6235msaw

BOARD OF COMMISSIONERS  
NEXT YEAR / CURRENT YEAR BUDGET ANALYSIS

P 59  
bgnyrpts

PROJECTION: 20221 2021/2022 BUDGET

FOR PERIOD 99

ACCOUNTS FOR:

COURT FACILITY FEES FUND	2020 ACTUAL	2021 ORIG BUD	2021 REVISED BUD	2021 ACTUAL	2021 PROJECTION	2022 FINAL	PCT CHANGE
18170605 546000 REPAIRS &	.00	3,000.00	2,684.00	.00	.00	3,000.00	11.8%
18170605 546020 MAIN SVC C	411.90	4,000.00	4,000.00	2,784.74	.00	4,000.00	.0%
18170605 547000 PRINT&BIND	.00	2,875.00	2,875.00	732.70	.00	2,875.00	.0%
18170605 549000 OTHER CURR	716.29	3,125.00	3,125.00	90.00	.00	3,125.00	.0%
18170605 551000 OFFICE SUP	107.05	3,438.00	3,438.00	2,230.12	.00	3,438.00	.0%
18170605 552000 MISCELLANE	3,019.22	3,938.00	4,254.00	4,740.74	.00	3,938.00	-7.4%
18170605 552640 EQUIPMENT	4,805.63	3,750.00	3,750.00	978.62	.00	3,750.00	.0%
18170605 554000 DUES/SUBSC	888.80	4,625.00	4,625.00	1,410.00	.00	4,625.00	.0%
18170605 555000 TRAINING	.00	5,000.00	5,000.00	.00	.00	5,000.00	.0%
18170605 564000 EQUIPMENT	15,316.24	8,750.00	8,750.00	818.40	.00	8,750.00	.0%
TOTAL CIRCUIT JUDGES	25,646.90	47,401.00	47,401.00	14,560.26	.00	47,401.00	.0%
999 RESERVES							
18999599 599001 RES CONTIN	.00	102,018.00	176,746.00	.00	.00	173,529.00	-1.8%
TOTAL RESERVES	.00	102,018.00	176,746.00	.00	.00	173,529.00	-1.8%
TOTAL COURT FACILITY FEES FU	58,189.92	583,219.00	657,947.00	62,522.51	.00	667,257.00	1.4%

09/28/2021 08:36  
6235msaw

BOARD OF COMMISSIONERS  
NEXT YEAR / CURRENT YEAR BUDGET ANALYSIS

P 60  
bgnyrpts

PROJECTION: 20221 2021/2022 BUDGET

FOR PERIOD 99

ACCOUNTS FOR:

ACCOUNTS FOR:	2020 ACTUAL	2021 ORIG BUD	2021 REVISED BUD	2021 ACTUAL	2021 PROJECTION	2022 FINAL	PCT CHANGE
166 LAW LIBRARY TRUST FUND							
19166714 512000 REG SALARY	3,401.40	2,255.00	2,255.00	2,230.77	.00	2,413.00	7.0%
19166714 512000 COVID REG SALARY	1,288.93	.00	.00	.00	.00	.00	.0%
19166714 521010 FICA TAXES	253.92	140.00	140.00	134.38	.00	150.00	7.1%
19166714 521010 COVID FICA TAXES	29.07	.00	.00	.00	.00	.00	.0%
19166714 521020 MEDICARE T	59.43	33.00	33.00	31.47	.00	35.00	6.1%
19166714 521020 COVID MEDICARE T	6.80	.00	.00	.00	.00	.00	.0%
19166714 522000 RETIREMENT	368.87	226.00	226.00	247.15	.00	262.00	15.9%
19166714 522000 COVID RETIREMENT	48.33	.00	.00	.00	.00	.00	.0%
19166714 523010 L & H INS	748.07	451.00	451.00	463.25	.00	538.00	19.3%
19166714 523010 COVID L & H INS	96.89	.00	.00	.00	.00	.00	.0%
19166714 524010 WKRS COMP	7.39	4.00	4.00	4.98	.00	4.00	.0%
19166714 554000 DUES/SUBSC	11,571.02	12,000.00	12,000.00	13,751.53	.00	12,000.00	.0%
TOTAL LAW LIBRARY	17,880.12	15,109.00	15,109.00	16,863.53	.00	15,402.00	1.9%
999 RESERVES							
19999599 599001 RES CONTIN	.00	127,048.00	119,372.00	.00	.00	114,770.00	-3.9%
TOTAL RESERVES	.00	127,048.00	119,372.00	.00	.00	114,770.00	-3.9%
TOTAL LAW LIBRARY TRUST FUND	17,880.12	142,157.00	134,481.00	16,863.53	.00	130,172.00	-3.2%

09/28/2021 08:36  
6235msaw

BOARD OF COMMISSIONERS  
NEXT YEAR / CURRENT YEAR BUDGET ANALYSIS

P 61  
bgnyrpts

PROJECTION: 20221 2021/2022 BUDGET

FOR PERIOD 99

ACCOUNTS FOR:

ACCOUNTS FOR:	2020 ACTUAL	2021 ORIG BUD	2021 REVISED BUD	2021 ACTUAL	2021 PROJECTION	2022 FINAL	PCT CHANGE
<hr/>							
164 STATE ATTORNEY							
20164602 534000 OT CONT SV	.00	500.00	500.00	.00	.00	500.00	.0%
20164602 541000 COMMUNICAT	6.48	8,275.00	8,275.00	1.64	.00	8,275.00	.0%
20164602 543000 UTILITY SV	27,113.77	34,500.00	34,500.00	29,406.36	.00	34,500.00	.0%
20164602 546020 MAIN SVC C	708.00	1,416.00	1,416.00	708.00	.00	1,416.00	.0%
20164602 549000 OT CUR CHG	.00	1,200.00	1,200.00	.00	.00	1,200.00	.0%
20164602 552000 MISC SUPPL	.00	843.00	843.00	.00	.00	843.00	.0%
20164602 564000 EQUIPMENT	.00	2,725.00	2,725.00	.00	.00	2,725.00	.0%
TOTAL STATE ATTORNEY	27,828.25	49,459.00	49,459.00	30,116.00	.00	49,459.00	.0%
<hr/>							
165 PUBLIC DEFENDER							
20165603 541000 COMMUNICAT	163.18	2,000.00	2,000.00	142.87	.00	2,000.00	.0%
20165603 543000 UTILITY SV	12,759.42	18,000.00	18,000.00	13,838.30	.00	18,000.00	.0%
20165603 544000 RENT&LEASE	.00	.00	600.00	.00	.00	1,100.00	83.3%
20165603 546020 MAIN SVC C	564.19	1,000.00	1,000.00	386.48	.00	1,000.00	.0%
20165603 546050 R&M-EQUIP	.00	500.00	500.00	.00	.00	500.00	.0%
20165603 549000 OT CUR CHG	.00	5,000.00	4,400.00	.00	.00	2,000.00	-54.5%
20165603 551000 OFFICE SUP	545.86	2,500.00	2,500.00	1,839.38	.00	2,500.00	.0%
20165603 552000 MISC SUPPL	.00	1,000.00	1,000.00	.00	.00	1,000.00	.0%
20165603 552640 EQUIP<\$750	.00	5,000.00	5,000.00	.00	.00	5,000.00	.0%
20165603 554000 DUES/SUBSC	1,035.39	2,500.00	2,500.00	.00	.00	2,500.00	.0%
TOTAL PUBLIC DEFENDER	15,068.04	37,500.00	37,500.00	16,207.03	.00	35,600.00	-5.1%
<hr/>							
999 RESERVES							
20999599 599001 RES CONTIN	.00	66,636.00	83,044.00	.00	.00	60,879.00	-26.7%
TOTAL RESERVES	.00	66,636.00	83,044.00	.00	.00	60,879.00	-26.7%
TOTAL CRIMINAL JUSTICE TRUST	42,896.29	153,595.00	170,003.00	46,323.03	.00	145,938.00	-14.2%

09/28/2021 08:36  
6235msaw

BOARD OF COMMISSIONERS  
NEXT YEAR / CURRENT YEAR BUDGET ANALYSIS

P 62  
bgnyrpts

PROJECTION: 20221 2021/2022 BUDGET

FOR PERIOD 99

ACCOUNTS FOR:

SPECIAL DRUG AND ALCOHOL REHAB	2020 ACTUAL	2021 ORIG BUD	2021 REVISED BUD	2021 ACTUAL	2021 PROJECTION	2022 FINAL	PCT CHANGE
160 COURT SYSTEM							
22160569 582002 NC-M/A& DR	4,000.00	4,000.00	4,000.00	4,000.00	.00	4,000.00	.0%
TOTAL COURT SYSTEM	4,000.00	4,000.00	4,000.00	4,000.00	.00	4,000.00	.0%
TOTAL SPECIAL DRUG AND ALCOH	4,000.00	4,000.00	4,000.00	4,000.00	.00	4,000.00	.0%

09/28/2021 08:36  
6235msaw

BOARD OF COMMISSIONERS  
NEXT YEAR / CURRENT YEAR BUDGET ANALYSIS

P 63  
bgnyrpts

PROJECTION: 20221 2021/2022 BUDGET

FOR PERIOD 99

ACCOUNTS FOR:

LEGAL AID TRUST FUND	2020 ACTUAL	2021 ORIG BUD	2021 REVISED BUD	2021 ACTUAL	2021 PROJECTION	2022 FINAL	PCT CHANGE
160 COURT SYSTEM							
23160564 531204 LEGAL AID	83,655.00	84,910.00	84,910.00	83,655.00	.00	84,910.00	.0%
TOTAL COURT SYSTEM	83,655.00	84,910.00	84,910.00	83,655.00	.00	84,910.00	.0%
TOTAL LEGAL AID TRUST FUND	83,655.00	84,910.00	84,910.00	83,655.00	.00	84,910.00	.0%

09/28/2021 08:36  
6235msaw

BOARD OF COMMISSIONERS  
NEXT YEAR / CURRENT YEAR BUDGET ANALYSIS

P 64  
bgnyrpts

PROJECTION: 20221 2021/2022 BUDGET

FOR PERIOD 99

ACCOUNTS FOR:

DRIVER ED SAFETY TRUST FUND	2020 ACTUAL	2021 ORIG BUD	2021 REVISED BUD	2021 ACTUAL	2021 PROJECTION	2022 FINAL	PCT CHANGE
236 DRIVER ED SAFETY							
24236569 581008 SCH BOARD	33,589.01	30,155.00	32,223.00	32,222.53	.00	27,050.00	-16.1%
TOTAL DRIVER ED SAFETY	33,589.01	30,155.00	32,223.00	32,222.53	.00	27,050.00	-16.1%
999 RESERVES							
24999599 599900 CASH TO BE	.00	27,075.00	27,075.00	.00	.00	28,050.00	3.6%
TOTAL RESERVES	.00	27,075.00	27,075.00	.00	.00	28,050.00	3.6%
TOTAL DRIVER ED SAFETY TRUST	33,589.01	57,230.00	59,298.00	32,222.53	.00	55,100.00	-7.1%



09/28/2021 08:36  
6235msaw

BOARD OF COMMISSIONERS  
NEXT YEAR / CURRENT YEAR BUDGET ANALYSIS

P 65  
bgnyrpts

PROJECTION: 20221 2021/2022 BUDGET

FOR PERIOD 99

ACCOUNTS FOR:

911 OPER & MAINT FUND	2020 ACTUAL	2021 ORIG BUD	2021 REVISED BUD	2021 ACTUAL	2021 PROJECTION	2022 FINAL	PCT CHANGE
<hr/>							
252 PUBLIC SAFETY-COMMUNICATION SY							
26252525 524010 WKRS COMP	461.53	500.00	525.00	524.31	.00	700.00	33.3%
26252525 563000 911CC IMPR-OTHER	197,612.90	.00	.00	.00	.00	.00	.0%
26252582 591910 PROPA TR-CONS OF	16,490.00	.00	.00	.00	.00	.00	.0%
26252582 591910 SHERF TR-CONS OF	366,315.16	376,000.00	389,103.00	389,102.61	.00	390,500.00	.4%
26252582 591920 CV911 TR-SHR VAR	.00	12,000.00	12,000.00	12,000.00	.00	.00	-100.0%
TOTAL PUBLIC SAFETY-COMMUNIC	580,879.59	388,500.00	401,628.00	401,626.92	.00	391,200.00	-2.6%
<hr/>							
999 RESERVES							
26999599 599001 RES CONTIN	.00	333,442.00	421,037.00	.00	.00	470,737.00	11.8%
TOTAL RESERVES	.00	333,442.00	421,037.00	.00	.00	470,737.00	11.8%
TOTAL 911 OPER & MAINT FUND	580,879.59	721,942.00	822,665.00	401,626.92	.00	861,937.00	4.8%

09/28/2021 08:36  
6235msaw

BOARD OF COMMISSIONERS  
NEXT YEAR / CURRENT YEAR BUDGET ANALYSIS

P 66  
bgnyrpts

PROJECTION: 20221 2021/2022 BUDGET

FOR PERIOD 99

ACCOUNTS FOR:

EMS COUNTY AWARD-HRS FUND	2020 ACTUAL	2021 ORIG BUD	2021 REVISED BUD	2021 ACTUAL	2021 PROJECTION	2022 FINAL	PCT CHANGE
261 RESCUE							
27261525 564000 45C20 EQUIPMENT	8,217.00	.00	.00	.00	.00	.00	.0%
27261525 564000 45C90 EQUIPMENT	.00	.00	8,750.00	8,750.00	.00	.00	-100.0%
TOTAL RESCUE	8,217.00	.00	8,750.00	8,750.00	.00	.00	-100.0%
TOTAL EMS COUNTY AWARD-HRS F	8,217.00	.00	8,750.00	8,750.00	.00	.00	-100.0%

09/28/2021 08:36  
6235msaw

BOARD OF COMMISSIONERS  
NEXT YEAR / CURRENT YEAR BUDGET ANALYSIS

P 67  
bgnyrpts

PROJECTION: 20221 2021/2022 BUDGET

FOR PERIOD 99

ACCOUNTS FOR:

GRANTS	2020 ACTUAL	2021 ORIG BUD	2021 REVISED BUD	2021 ACTUAL	2021 PROJECTION	2022 FINAL	PCT CHANGE
136 AMERICAN RECOVERY PLAN ACT							
35136599 599001 ARP21 RES CONTIN	.00	.00	8,607,184.00	.00	.00	8,607,184.00	.0%
TOTAL AMERICAN RECOVERY PLAN	.00	.00	8,607,184.00	.00	.00	8,607,184.00	.0%
TOTAL GRANTS	.00	.00	8,607,184.00	.00	.00	8,607,184.00	.0%

09/28/2021 08:36  
6235msaw

BOARD OF COMMISSIONERS  
NEXT YEAR / CURRENT YEAR BUDGET ANALYSIS

P 68  
bgnyrpts

PROJECTION: 20221 2021/2022 BUDGET

FOR PERIOD 99

ACCOUNTS FOR:

AI BEACH RENOURISHMENT MSTU	2020 ACTUAL	2021 ORIG BUD	2021 REVISED BUD	2021 ACTUAL	2021 PROJECTION	2022 FINAL	PCT CHANGE
<hr/>							
399 BEACH EROSION CONTROL PROGRAM							
36399539 542000 FREIG/POST	976.60	.00	.00	.00	.00	.00	.0%
36399539 581202 AID-F.B.	107,835.00	1,601,608.00	1,605,697.00	.00	.00	2,034,927.00	26.7%
36399582 591910 TAXCO TR-CONS OF	8,085.84	8,212.00	8,212.00	8,197.76	.00	8,754.00	6.6%
TOTAL BEACH EROSION CONTROL	116,897.44	1,609,820.00	1,613,909.00	8,197.76	.00	2,043,681.00	26.6%
TOTAL AI BEACH RENOURISHMENT	116,897.44	1,609,820.00	1,613,909.00	8,197.76	.00	2,043,681.00	26.6%

09/28/2021 08:36  
6235msaw

BOARD OF COMMISSIONERS  
NEXT YEAR / CURRENT YEAR BUDGET ANALYSIS

P 69  
bgnyrpts

PROJECTION: 20221 2021/2022 BUDGET

FOR PERIOD 99

ACCOUNTS FOR:

AI TOURIST DEVELOPMENT FUND	2020 ACTUAL	2021 ORIG BUD	2021 REVISED BUD	2021 ACTUAL	2021 PROJECTION	2022 FINAL	PCT CHANGE
521 TDC ADMIN FEES NASSAU CTY							
37521582 591910 CLERK ADM FEE-CL	86,989.71	71,250.00	102,000.00	116,510.57	.00	105,000.00	2.9%
37521582 591910 TAXCO ADMIN-TC	86,989.71	71,250.00	102,000.00	116,510.57	.00	105,000.00	2.9%
TOTAL TDC ADMIN FEES NASSAU	173,979.42	142,500.00	204,000.00	233,021.14	.00	210,000.00	2.9%
522 TDC RESEARCH/ADMIN							
37522552 531041 MNGT-CVB	843,800.10	691,125.00	989,400.00	1,130,152.48	.00	1,018,500.00	2.9%
TOTAL TDC RESEARCH/ADMIN	843,800.10	691,125.00	989,400.00	1,130,152.48	.00	1,018,500.00	2.9%
523 TDC MARKETING							
37523552 531000 PROF SVCS	1,173.00	5,000.00	55,000.00	50,000.00	.00	100,000.00	81.8%
37523552 531000 LCPRJ PROF SVCS	.00	.00	200,000.00	9,217.29	.00	235,000.00	17.5%
37523552 534250 MRK DATA	75,745.00	100,000.00	100,000.00	99,350.00	.00	140,000.00	40.0%
37523552 540000 ENTNT TRAV&PDIEM	.00	7,300.00	7,300.00	.00	.00	6,000.00	-17.8%
37523552 540000 LODGE TRAV&PDIEM	.00	10,000.00	10,000.00	2,748.20	.00	7,500.00	-25.0%
37523552 540000 MEALS TRAV&PDIEM	.00	10,000.00	10,000.00	19.16	.00	6,500.00	-35.0%
37523552 540000 TRAVL TRAV&PDIEM	.00	15,000.00	15,000.00	927.71	.00	12,500.00	-16.7%
37523552 542000 FULFL FREIG/POST	797.03	10,000.00	10,000.00	714.77	.00	1,000.00	-90.0%
37523552 542000 POSTG FREIG/POST	9,826.63	1,500.00	1,500.00	.00	.00	.00	-100.0%
37523552 548110 CONTE PRODUCTION	169,005.38	325,000.00	236,000.00	91,628.63	.00	300,000.00	27.1%
37523552 548110 DESGN PRODUCTION	44,075.14	200,000.00	289,000.00	266,006.17	.00	300,000.00	3.8%
37523552 548120 PAID MEDIA	3,000.00	.00	.00	.00	.00	255,000.00	.0%
37523552 548120 AUDIO PAID MEDIA	20,435.00	25,000.00	25,000.00	18,000.00	.00	50,000.00	100.0%
37523552 548120 DIGIT PAID MEDIA	1,016,020.03	1,250,000.00	1,510,000.00	1,421,143.66	.00	1,331,000.00	-11.9%
37523552 548120 INTNL PAID MEDIA	7,518.74	100,000.00	75,000.00	17,514.00	.00	75,000.00	.0%
37523552 548120 OOH PAID MEDIA	22,491.67	175,000.00	75,000.00	.00	.00	125,000.00	66.7%
37523552 548120 PRINT PAID MEDIA	590,807.24	725,000.00	625,000.00	360,911.24	.00	625,000.00	.0%
37523552 548120 VIDEO PAID MEDIA	51,349.70	150,000.00	150,000.00	.00	.00	200,000.00	33.3%
37523552 548240 LICEN INTERACTIV	10,031.01	50,000.00	50,000.00	12,261.79	.00	35,000.00	-30.0%
37523552 548240 SPEC INTERACTIV	231,284.40	275,000.00	275,000.00	183,317.67	.00	325,000.00	18.2%
37523552 548240 TOOLS INTERACTIV	22,988.52	75,000.00	75,000.00	68,843.90	.00	80,000.00	6.7%
37523552 548350 P&S GRANT	.00	450,000.00	250,000.00	500.00	.00	750,000.00	200.0%
37523552 548350 AIMOH P&S GRANTS	42,500.00	17,500.00	17,500.00	17,500.00	.00	15,000.00	-14.3%
37523552 548350 EVNTG P&S GRANTS	56,250.00	50,000.00	50,000.00	45,000.00	.00	125,000.00	150.0%
37523552 548350 FFCG P&S GRANTS	62,220.00	65,000.00	65,000.00	60,000.00	.00	65,000.00	.0%
37523552 548350 JAXSP P&S GRANTS	50,000.00	55,000.00	55,000.00	50,000.00	.00	55,000.00	.0%
37523552 548520 SPECIAL EV	.00	30,000.00	30,000.00	4,227.15	.00	50,000.00	66.7%
37523552 548520 DOC SPC EVENTS	111,705.44	200,000.00	200,000.00	77,718.42	.00	225,000.00	12.5%
37523552 548520 HOLDY SPC EVENTS	167,534.72	150,000.00	200,000.00	193,317.61	.00	185,000.00	-7.5%
37523552 548520 MARDQ SPC EVENTS	.00	.00	.00	.00	.00	50,000.00	.0%

09/28/2021 08:36  
6235msaw

BOARD OF COMMISSIONERS  
NEXT YEAR / CURRENT YEAR BUDGET ANALYSIS

P 70  
bgnyrpts

PROJECTION: 20221 2021/2022 BUDGET

FOR PERIOD 99

ACCOUNTS FOR:

AI	TOURIST DEVELOPMENT FUND	2020 ACTUAL	2021 ORIG BUD	2021 REVISED BUD	2021 ACTUAL	2021 PROJECTION	2022 FINAL	PCT CHANGE
37523552	548520 RESTW SPC EVENTS	1,706.07	5,000.00	5,000.00	3,687.98	.00	5,000.00	.0%
37523552	548520 SPEC SPC EVENTS	.00	.00	.00	.00	.00	50,000.00	.0%
37523552	548520 WELLN SPC EVENTS	7,250.00	50,000.00	.00	.00	.00	.00	.0%
37523552	548710 PREXP PUB RELA	16,643.80	61,075.00	61,075.00	32,447.86	.00	44,000.00	-28.0%
37523552	548710 PRSPC PUB RELA	54,000.00	72,000.00	72,000.00	72,000.00	.00	72,000.00	.0%
37523552	552000 MISC SUPPL	.00	2,250.00	2,250.00	.00	.00	10,000.00	344.4%
37523552	564000 EQUIPMENT	.00	2,250.00	2,250.00	.00	.00	3,000.00	33.3%
37523581	591016 TO-G-EQUIP	1,462.13	1,000.00	1,000.00	.00	.00	.00	-100.0%
TOTAL TDC MARKETING		2,847,820.65	4,719,875.00	4,804,875.00	3,159,003.21	.00	5,913,500.00	23.1%
524	TDC TRADE SHOWS/TRAVEL TR							
37524552	534000 OT CONT SV	.00	.00	.00	.00	.00	1,000.00	.0%
37524552	534000 WELMC OT CONT SV	1,310.00	5,000.00	5,000.00	760.00	.00	.00	-100.0%
37524552	540000 ENTINT TRAV&PDIEM	19.25	20,000.00	20,000.00	160.79	.00	11,250.00	-43.8%
37524552	540000 LODGE TRAV&PDIEM	6,356.07	20,000.00	20,000.00	3,388.92	.00	11,250.00	-43.8%
37524552	540000 MEALS TRAV&PDIEM	1,232.40	10,000.00	10,000.00	1,810.02	.00	7,500.00	-25.0%
37524552	540000 SALMS TRAV&PDIEM	880.73	5,000.00	5,000.00	.00	.00	3,000.00	-40.0%
37524552	540000 TRAVL TRAV&PDIEM	8,348.58	25,000.00	25,000.00	1,320.16	.00	17,500.00	-30.0%
37524552	541000 WELMC COMMUNICAT	2,795.77	5,000.00	5,000.00	4,124.50	.00	5,000.00	.0%
37524552	542000 DRAYG FREIG/POST	6,270.40	6,500.00	6,500.00	.00	.00	5,000.00	-23.1%
37524552	542000 FULFL FREIG/POST	33,023.09	35,000.00	35,000.00	27,662.92	.00	38,500.00	10.0%
37524552	542000 POSTG FREIG/POST	4,776.45	10,000.00	10,000.00	1,216.63	.00	10,000.00	.0%
37524552	543000 WELMC UTILITY SV	4,900.78	10,000.00	10,000.00	4,061.17	.00	10,000.00	.0%
37524552	544000 WELMC RENT&LEASE	9,160.00	10,000.00	14,000.00	12,659.00	.00	15,000.00	7.1%
37524552	545000 WELMC INSURANCE	1,714.38	5,000.00	5,000.00	1,630.00	.00	5,000.00	.0%
37524552	547000 PRINTING-B	31,976.41	200,000.00	200,000.00	34,522.64	.00	200,000.00	.0%
37524552	548018 TRAVEL TRD	-47.18	.00	.00	.00	.00	.00	.0%
37524552	548018 INTNL TRAV TRD	66,436.80	90,000.00	90,000.00	.00	.00	125,000.00	38.9%
37524552	548018 MEETG TRAV TRD	1,458.66	150,000.00	150,000.00	31,438.00	.00	160,000.00	6.7%
37524552	548018 NICHE TRAV TRD	37,600.00	25,000.00	25,000.00	4,800.00	.00	30,000.00	20.0%
37524552	548018 TDREL TRAV TRD	7,785.75	15,000.00	15,000.00	6,346.93	.00	30,000.00	100.0%
37524552	548018 TDSHW TRAV TRD	970.09	15,000.00	15,000.00	.00	.00	30,000.00	100.0%
37524552	548019 INCTV HOSPITALIT	.00	15,000.00	15,000.00	.00	.00	35,000.00	133.3%
37524552	548019 PUBAW HOSPITALIT	5,002.43	25,000.00	25,000.00	12,051.94	.00	50,000.00	100.0%
37524552	548019 WELMC HOSPITALIT	35,559.05	7,500.00	7,500.00	5,198.80	.00	10,000.00	33.3%
37524552	548151 OTHER TRAV	-2,366.00	.00	.00	.00	.00	.00	.0%
37524552	548161 FAMS FAM	187.25	15,000.00	15,000.00	186.80	.00	20,000.00	33.3%
37524552	548161 FLTFS FAM	2,733.37	20,000.00	20,000.00	500.00	.00	20,000.00	.0%
37524552	548161 SALMS FAM	.00	15,000.00	15,000.00	.00	.00	15,000.00	.0%
37524552	549000 OT CUR CHG	86.53	.00	.00	.00	.00	.00	.0%
37524552	549000 WELMC OT CUR CHG	61,202.25	100,000.00	96,000.00	70,200.00	.00	128,000.00	33.3%
37524552	552000 MISC SUPPL	.00	11,750.00	11,750.00	.00	.00	12,000.00	2.1%
37524552	552007 PROMOTIONA	7,199.31	75,000.00	75,000.00	6,989.39	.00	150,000.00	100.0%

09/28/2021 08:36  
6235msaw

BOARD OF COMMISSIONERS  
NEXT YEAR / CURRENT YEAR BUDGET ANALYSIS

P 71  
bgnyrpts

PROJECTION: 20221 2021/2022 BUDGET

FOR PERIOD 99

ACCOUNTS FOR:

AI TOURIST DEVELOPMENT FUND	2020 ACTUAL	2021 ORIG BUD	2021 REVISED BUD	2021 ACTUAL	2021 PROJECTION	2022 FINAL	PCT CHANGE
37524552 554006 DUES/SUBSC	7,550.00	15,000.00	15,000.00	4,121.59	.00	24,000.00	60.0%
TOTAL TDC TRADE SHOWS/TRAVEL	344,122.62	960,750.00	960,750.00	235,150.20	.00	1,179,000.00	22.7%
525 TDC BEACH IMPROVMENTS							
37525539 534102 CS-BEACHCL	283,096.80	1,145,750.00	757,250.00	10,418.95	.00	.00	-100.0%
37525539 534102 OFBCH CS-BEACHCL	.00	.00	64,500.00	60,000.00	.00	125,000.00	93.8%
37525539 534102 ONBCH CS-BEACHCL	.00	.00	324,000.00	324,000.00	.00	357,500.00	10.3%
37525539 552000 MISC SUPPL	746.41	5,000.00	5,000.00	.00	.00	5,000.00	.0%
37525539 552640 EQUIP<\$750	6,735.00	.00	.00	.00	.00	.00	.0%
37525539 554000 DUES/SUBSC	.00	10,000.00	10,000.00	6,500.00	.00	10,000.00	.0%
37525539 563000 BEACH IMPR	.00	.00	.00	.00	.00	1,381,500.00	.0%
37525539 581202 AID-F.B.	52,185.57	.00	50,000.00	46,632.08	.00	50,000.00	.0%
37525539 581202 BRSP AID-F.B.	.00	300,000.00	250,000.00	.00	.00	.00	-100.0%
TOTAL TDC BEACH IMPROVMENTS	342,763.78	1,460,750.00	1,460,750.00	447,551.03	.00	1,929,000.00	32.1%
999 RESERVES							
37999599 599053 RES-MARKET	.00	.00	4,613,141.00	.00	.00	.00	-100.0%
37999599 599054 RES-TRADE	.00	.00	1,238,263.00	.00	.00	.00	-100.0%
37999599 599055 RES-BEACH	.00	.00	2,103,313.00	.00	.00	.00	-100.0%
TOTAL RESERVES	.00	.00	7,954,717.00	.00	.00	.00	-100.0%
TOTAL AI TOURIST DEVELOPMENT	4,552,486.57	7,975,000.00	16,374,492.00	5,204,878.06	.00	10,250,000.00	-37.4%

09/28/2021 08:36  
6235msaw

BOARD OF COMMISSIONERS  
NEXT YEAR / CURRENT YEAR BUDGET ANALYSIS

P 72  
bgnyrpts

PROJECTION: 20221 2021/2022 BUDGET

FOR PERIOD 99

ACCOUNTS FOR:

SAISSA PROJECT 2021	2020 ACTUAL	2021 ORIG BUD	2021 REVISED BUD	2021 ACTUAL	2021 PROJECTION	2022 FINAL	PCT CHANGE
391 SAISSA PROJECTS							
38391539 563000 S2021 IMPR-OTHER	.00	.00	14,597,000.00	4,733,776.23	.00	.00	-100.0%
38391539 563801 S2021 ENG COST	.00	.00	416,300.00	145,728.00	.00	.00	-100.0%
38391539 573000 S2021 OT DET SVC	.00	.00	1,586,700.00	52,112.31	.00	11,200,000.00	605.9%
TOTAL SAISSA PROJECTS	.00	.00	16,600,000.00	4,931,616.54	.00	11,200,000.00	-32.5%
TOTAL SAISSA PROJECT 2021	.00	.00	16,600,000.00	4,931,616.54	.00	11,200,000.00	-32.5%



09/28/2021 08:36  
6235msaw

BOARD OF COMMISSIONERS  
NEXT YEAR / CURRENT YEAR BUDGET ANALYSIS

P 73  
bgnyrpts

PROJECTION: 20221 2021/2022 BUDGET

FOR PERIOD 99

ACCOUNTS FOR:

NC	IMPACT FEE ORD FUND	2020 ACTUAL	2021 ORIG BUD	2021 REVISED BUD	2021 ACTUAL	2021 PROJECTION	2022 FINAL	PCT CHANGE
001	BOARD OF CO COMMISSIONERS							
41197519	549002 ADVERTISIN	305.97	.00	.00	.00	.00	.00	.0%
41197519	562100 BLDG-ADMIN	.00	1,164,868.00	1,172,863.00	.00	.00	1,172,893.00	.0%
	TOTAL BOARD OF CO COMMISSION	305.97	1,164,868.00	1,172,863.00	.00	.00	1,172,893.00	.0%
152	PLANNING DISTRICT 502							
41152521	531015 IMPACT STU	736.58	.00	.00	.00	.00	.00	.0%
41152521	549002 ADVERTISIN	305.96	.00	.00	.00	.00	.00	.0%
41152521	564400 EQ-LAW-ENF	.00	86,538.00	86,232.00	.00	.00	86,282.00	.1%
41152522	531015 IMPACT STU	729.98	.00	.00	.00	.00	.00	.0%
41152522	549002 ADVERTISIN	241.00	.00	.00	.00	.00	.00	.0%
41152522	564300 EQUIP F&R	.00	10.00	.00	.00	.00	.00	.0%
41152541	563100 RD CONSTRU	.00	845,976.00	852,940.00	.00	.00	4,561.00	-99.5%
41152541	563365 C0001 ENG&DESIGN	.00	.00	.00	.00	.00	448,969.00	.0%
41152541	563365 C0004 ENG&DESIGN	.00	.00	.00	.00	.00	400,010.00	.0%
41152572	531000 PROF SVCS	215.00	.00	17,500.00	17,500.00	.00	.00	-100.0%
41152572	531213 LEGAL SVCS	163.75	.00	.00	.00	.00	.00	.0%
41152572	549002 ADVERTISIN	665.25	.00	.00	.00	.00	.00	.0%
41152572	563000 PARK DEV	.00	139,192.00	124,277.00	.00	.00	380.00	-99.7%
41152572	563710 C0154 PARK CONST	.00	.00	.00	.00	.00	124,097.00	.0%
	TOTAL PLANNING DISTRICT 502	3,057.52	1,071,716.00	1,080,949.00	17,500.00	.00	1,064,299.00	-1.5%
153	PLANNING DISTRICT 503							
41153521	531015 IMPACT STU	736.58	.00	.00	.00	.00	.00	.0%
41153521	549002 ADVERTISIN	305.96	.00	.00	.00	.00	.00	.0%
41153521	564400 EQ-LAW ENF	.00	766,153.00	770,444.00	.00	.00	770,944.00	.1%
41153522	531015 IMPACT STU	749.56	.00	.00	.00	.00	.00	.0%
41153522	549002 ADVERTISIN	370.94	.00	.00	.00	.00	.00	.0%
41153522	564300 EQUIP F&R	.00	75,241.00	74,625.00	.00	.00	74,775.00	.2%
41153572	531000 PROF SVCS	45,431.00	.00	.00	.00	.00	.00	.0%
41153572	531213 LEGAL SVCS	163.75	.00	.00	.00	.00	.00	.0%
41153572	549002 ADVERTISIN	665.25	.00	.00	.00	.00	.00	.0%
41153572	563000 PARK DEV	.00	145,101.00	146,675.00	.00	.00	.00	-100.0%
41153572	563701 C0133 REC IMPROV	.00	.00	.00	.00	.00	40,000.00	.0%
41153572	563710 C0088 PARK CONST	.00	.00	.00	.00	.00	48,201.00	.0%
41153572	563710 C0151 PARK CONST	.00	.00	.00	.00	.00	59,224.00	.0%
	TOTAL PLANNING DISTRICT 503	48,423.04	986,495.00	991,744.00	.00	.00	993,144.00	.1%
154	PLANNING DISTRICT 504							
41154521	531015 IMPACT STU	1,363.94	.00	.00	.00	.00	.00	.0%

09/28/2021 08:36  
6235msaw

BOARD OF COMMISSIONERS  
NEXT YEAR / CURRENT YEAR BUDGET ANALYSIS

P 74  
bgnyrpts

PROJECTION: 20221 2021/2022 BUDGET

FOR PERIOD 99

ACCOUNTS FOR:

NC	IMPACT	FEE	ORD	FUND	2020 ACTUAL	2021 ORIG BUD	2021 REVISED BUD	2021 ACTUAL	2021 PROJECTION	2022 FINAL	PCT CHANGE
41154521	549002			ADVERTISIN	305.96	.00	.00	.00	.00	.00	.0%
41154521	564400			EQ-LAW ENF	.00	32,964.00	31,450.00	.00	.00	31,500.00	.2%
41154522	531015			IMPACT STU	102.55	.00	.00	.00	.00	.00	.0%
41154522	564300			EQUIP F&R	.00	2.00	.00	.00	.00	.00	.0%
41154541	563100			RD CONSTRU	.00	526,696.00	537,911.00	.00	.00	.00	-100.0%
41154541	563100	C0041		RD CONSTRU	.00	.00	.00	.00	.00	492,911.00	.0%
41154541	563365	C0041		ENG&DESIGN	.00	.00	.00	.00	.00	50,000.00	.0%
41154572	531000			PROF SVCS	215.00	24,166.00	25,018.00	.00	.00	.00	-100.0%
41154572	531213			LEGAL SVCS	163.75	.00	.00	.00	.00	.00	.0%
41154572	549002			ADVERTISIN	665.25	.00	.00	.00	.00	.00	.0%
41154572	563000			PARK DEV	.00	.00	.00	.00	.00	318.00	.0%
41154572	563742	C0084		HILL.BPK I	.00	.00	.00	.00	.00	24,500.00	.0%
TOTAL PLANNING DISTRICT 504					2,816.45	583,828.00	594,379.00	.00	.00	599,229.00	.8%
155	PLANNING DISTRICT 505										
41155521	531015			IMPACT STU	736.58	.00	.00	.00	.00	.00	.0%
41155521	549002			ADVERTISIN	305.96	.00	.00	.00	.00	.00	.0%
41155521	564400			EQ-LAW ENF	.00	74,026.00	73,463.00	.00	.00	73,463.00	.0%
41155522	531015			IMPACT STU	736.48	.00	.00	.00	.00	.00	.0%
41155522	549002			ADVERTISIN	305.97	.00	.00	.00	.00	.00	.0%
41155522	564300			EQUIP F&R	.00	942.00	954.00	.00	.00	1,004.00	5.2%
41155541	563100	CRAW2		RD CONSTRU	.00	290,899.00	290,899.00	.00	.00	290,899.00	.0%
41155572	531000			PROF SVCS	215.00	.00	.00	.00	.00	.00	.0%
41155572	531213			LEGAL SVCS	163.75	.00	.00	.00	.00	.00	.0%
41155572	549002			ADVERTISIN	665.25	.00	.00	.00	.00	.00	.0%
41155572	563000			PARK DEV	.00	56,705.00	58,122.00	.00	.00	.00	-100.0%
41155572	563710	C0088		PARK CONST	.00	.00	.00	.00	.00	58,102.00	.0%
TOTAL PLANNING DISTRICT 505					3,128.99	422,572.00	423,438.00	.00	.00	423,468.00	.0%
157	REGIONAL PARK										
41157572	531000			PROF SVCS	215.00	.00	.00	.00	.00	1,558.00	.0%
41157572	531213			LEGAL SVCS	163.75	.00	.00	.00	.00	.00	.0%
41157572	549002			ADVERTISIN	1,230.00	.00	.00	.00	.00	.00	.0%
41157572	563000			IMPR-OTHER	.00	.00	1,558.00	.00	.00	.00	-100.0%
41157581	591680	WSRP		TO-CP	.00	576,035.00	576,035.00	576,035.00	.00	.00	-100.0%
TOTAL REGIONAL PARK					1,608.75	576,035.00	577,593.00	576,035.00	.00	1,558.00	-99.7%
TOTAL NC IMPACT FEE ORD FUND					59,340.72	4,805,514.00	4,840,966.00	593,535.00	.00	4,254,591.00	-12.1%

09/28/2021 08:36  
6235msaw

BOARD OF COMMISSIONERS  
NEXT YEAR / CURRENT YEAR BUDGET ANALYSIS

P 75  
bgnyrpts

PROJECTION: 20221 2021/2022 BUDGET

FOR PERIOD 99

ACCOUNTS FOR:

LOCAL AFFORD HOUSING FND(SHIP)	2020 ACTUAL	2021 ORIG BUD	2021 REVISED BUD	2021 ACTUAL	2021 PROJECTION	2022 FINAL	PCT CHANGE
549 IN HOUSE PROGRAM							
42549554 512000 17/18 REG SALARY	11,592.36	.00	.00	.00	.00	.00	.0%
42549554 512000 18/19 REG SALARY	3,573.54	31,542.00	14,760.00	12,644.55	.00	3,120.00	-78.9%
42549554 512000 19/20 REG SALARY	.00	35,000.00	40,540.00	.00	.00	39,944.00	-1.5%
42549554 512000 20/21 REG SALARY	.00	.00	1,183.00	.00	.00	2,621.00	121.6%
42549554 512000 21/22 REG SALARY	.00	.00	.00	.00	.00	62,568.00	.0%
42549554 521010 17/18 FICA TAXES	718.80	.00	.00	.00	.00	.00	.0%
42549554 521010 18/19 FICA TAXES	221.59	.00	970.00	783.99	.00	193.00	-80.1%
42549554 521020 17/18 MEDICARE T	167.96	.00	.00	.00	.00	.00	.0%
42549554 521020 18/19 MEDICARE T	51.77	.00	210.00	183.06	.00	45.00	-78.6%
42549554 522000 17/18 RETIREMENT	981.67	.00	.00	.00	.00	.00	.0%
42549554 522000 18/19 RETIREMENT	357.38	.00	1,660.00	1,377.73	.00	338.00	-79.6%
42549554 523010 17/18 L & H INS	2,006.05	.00	.00	.00	.00	.00	.0%
42549554 523010 18/19 L & H INS	644.29	.00	2,969.00	2,405.09	.00	620.00	-79.1%
42549554 524010 17/18 WKRS COMP	20.79	.00	.00	.00	.00	.00	.0%
42549554 524010 18/19 WKRS COMP	6.42	.00	27.00	21.54	.00	5.00	-81.5%
42549554 541000 17/18 COMMUNICAT	252.55	.00	.00	.00	.00	.00	.0%
42549554 541000 18/19 COMMUNICAT	180.47	.00	253.00	252.49	.00	.00	-100.0%
42549554 541000 19/20 COMMUNICAT	.00	.00	200.00	108.21	.00	156.00	-22.0%
42549554 542000 17/18 FREIG/POST	22.30	.00	.00	.00	.00	.00	.0%
42549554 542000 18/19 FREIG/POST	5.15	.00	7.00	7.01	.00	.00	-100.0%
42549554 542000 19/20 FREIG/POST	.00	.00	100.00	5.10	.00	92.00	-8.0%
42549554 544000 17/18 RENT&LEASE	13.34	.00	.00	.00	.00	.00	.0%
42549554 544000 18/19 RENT&LEASE	6.13	.00	5.00	5.39	.00	.00	-100.0%
42549554 544000 19/20 RENT&LEASE	.00	.00	100.00	3.52	.00	93.00	-7.0%
42549554 546000 17/18 RPR&MAINT	784.78	.00	.00	.00	.00	.00	.0%
42549554 546000 18/19 RPR&MAINT	750.25	.00	1,401.00	1,400.61	.00	.00	-100.0%
42549554 546020 19/20 MAIN SVC C	.00	.00	100.00	59.91	.00	20.00	-80.0%
42549554 549000 17/18 OT CUR CHG	555.95	.00	.00	.00	.00	.00	.0%
42549554 549000 18/19 OT CUR CHG	20.00	.00	2,420.00	695.00	.00	.00	-100.0%
42549554 549000 19/20 OT CUR CHG	.00	.00	100.00	60.00	.00	50.00	-50.0%
42549554 549002 17/18 ADVERTISIN	653.52	.00	.00	.00	.00	.00	.0%
42549554 549002 18/19 ADVERTISIN	.00	.00	390.00	390.00	.00	.00	-100.0%
42549554 551000 17/18 OFFICE SUP	102.62	.00	.00	.00	.00	.00	.0%
42549554 551000 18/19 OFFICE SUP	66.50	.00	273.00	272.57	.00	.00	-100.0%
42549554 552000 17/18 MISC SUPPL	244.89	.00	.00	.00	.00	.00	.0%
42549554 552000 18/19 MISC SUPPL	2,028.69	.00	733.00	733.05	.00	.00	-100.0%
42549554 552000 19/20 MISC SUPPL	.00	.00	100.00	64.93	.00	85.00	-15.0%
42549554 552020 17/18 GAS/OIL&LU	56.50	.00	.00	.00	.00	.00	.0%
42549554 554000 17/18 DUES/SUBSC	103.00	.00	.00	.00	.00	.00	.0%
42549554 564000 18/19 EQUIPMENT	.00	.00	1,559.00	1,558.68	.00	.00	-100.0%
42549554 583601 19/20 DOWN/CLOSE	.00	275,601.00	1.00	.00	.00	1.00	.0%

09/28/2021 08:36  
6235msaw

BOARD OF COMMISSIONERS  
NEXT YEAR / CURRENT YEAR BUDGET ANALYSIS

P 76  
bgnyrpts

PROJECTION: 20221 2021/2022 BUDGET

FOR PERIOD 99

ACCOUNTS FOR:

LOCAL AFFORD HOUSING FND(SHIP)	2020 ACTUAL	2021 ORIG BUD	2021 REVISED BUD	2021 ACTUAL	2021 PROJECTION	2022 FINAL	PCT CHANGE
42549554 583601 20/21 DOWN/CLOSE	.00	.00	22,492.00	.00	.00	49,804.00	121.4%
42549554 583601 21/22 DOWN/CLOSE	.00	.00	.00	.00	.00	583,643.00	.0%
42549554 584004 19/20 191CC-319	32,051.25	.00	.00	.00	.00	.00	.0%
42549554 584044 18/19 182KM-303	300.00	13,349.00	26,912.00	-300.00	.00	27,212.00	1.1%
42549554 584047 17/18 182SG-307	84,395.00	.00	.00	.00	.00	.00	.0%
42549554 584049 17/18 181NL-296	22,500.00	.00	.00	.00	.00	.00	.0%
42549554 584054 17/18 191HK-318	22,306.47	.00	.00	.00	.00	.00	.0%
42549554 584054 18/19 191HK-318	10,678.53	.00	.00	.00	.00	.00	.0%
42549554 584055 18/19 192LR-316	.00	85,000.00	71,437.00	59,427.50	.00	12,010.00	-83.2%
42549554 584055 19/20 192LR-316	.00	.00	13,563.00	.00	.00	13,563.00	.0%
42549554 584056 19/20 121TB-320	.00	.00	46,770.00	.00	.00	46,770.00	.0%
42549554 584057 19/20 122ES-322	.00	.00	85,000.00	575.00	.00	84,425.00	-.7%
42549554 584058 19/20 192BA-315	.00	.00	85,000.00	59,305.00	.00	25,695.00	-69.8%
42549554 584059 19/20 192PL-313	.00	.00	85,000.00	575.00	.00	84,425.00	-.7%
42549554 584060 19/20 121DW-321	.00	.00	46,771.00	.00	.00	46,771.00	.0%
TOTAL IN HOUSE PROGRAM	198,420.51	440,492.00	553,006.00	142,614.93	.00	1,084,269.00	96.1%
TOTAL LOCAL AFFORD HOUSING F	198,420.51	440,492.00	553,006.00	142,614.93	.00	1,084,269.00	96.1%

09/28/2021 08:36  
6235msaw

BOARD OF COMMISSIONERS  
NEXT YEAR / CURRENT YEAR BUDGET ANALYSIS

P 77  
bgnyrpts

PROJECTION: 20221 2021/2022 BUDGET

FOR PERIOD 99

ACCOUNTS FOR:

SAIS STABILIZATION MSBU	2020 ACTUAL	2021 ORIG BUD	2021 REVISED BUD	2021 ACTUAL	2021 PROJECTION	2022 FINAL	PCT CHANGE
600 SAISSA-MONITORING							
43600539 531308 PS-TURTLE	4,500.00	5,000.00	5,000.00	5,000.00	.00	5,000.00	.0%
43600539 531369 BIRD MONIT	7,662.00	9,600.00	9,600.00	5,172.86	.00	4,000.00	-58.3%
43600539 531370 PS-TURTLE	.00	10,000.00	10,000.00	10,000.00	.00	70,000.00	600.0%
43600539 531383 PHYIS MONT	117,300.00	75,000.00	75,000.00	.00	.00	160,000.00	113.3%
43600539 531386 COAST ENG	30,000.00	30,000.00	30,000.00	17,870.00	.00	30,000.00	.0%
TOTAL SAISSA-MONITORING	159,462.00	129,600.00	129,600.00	38,042.86	.00	269,000.00	107.6%
601 SAISSA OPERATIONG COSTS							
43601539 531000 PROF SVCS	12,750.00	25,000.00	25,000.00	6,507.00	.00	20,000.00	-20.0%
43601539 531042 MNGT FEES	84,000.00	84,000.00	84,000.00	77,000.00	.00	84,000.00	.0%
43601539 531213 LEGAL SVCS	27,000.00	27,000.00	27,000.00	24,750.00	.00	27,000.00	.0%
43601539 540000 TRAV&PDIEM	.00	3,000.00	3,000.00	.00	.00	1,500.00	-50.0%
43601539 542000 FREIG/POST	4,249.05	4,800.00	4,800.00	76.64	.00	1,000.00	-79.2%
43601539 547000 PRINT&BIND	8,084.82	8,200.00	8,200.00	2,919.64	.00	8,200.00	.0%
43601539 549000 OT CUR CHG	1,610.94	1,250.00	4,250.00	1,549.41	.00	3,000.00	-29.4%
43601539 549002 ADVERTISIN	3,113.60	3,000.00	4,000.00	4,345.78	.00	3,000.00	-25.0%
43601539 549110 PO INFORM	2,697.50	10,000.00	17,600.00	9,177.22	.00	10,000.00	-43.2%
43601539 555000 TRAINING	.00	1,500.00	1,500.00	.00	.00	1,500.00	.0%
TOTAL SAISSA OPERATIONG COST	143,505.91	167,750.00	179,350.00	126,325.69	.00	159,200.00	-11.2%
603 BEACH RENOURISH DESGN/PERMIT							
43603539 563802 DESIGN & P	40,240.00	.00	.00	.00	.00	.00	.0%
43603539 563822 NSIM T031	28,204.50	.00	.00	.00	.00	.00	.0%
43603539 563829 CON DOC BI	170,744.05	59,600.00	59,600.00	59,600.00	.00	.00	-100.0%
TOTAL BEACH RENOURISH DESGN/	239,188.55	59,600.00	59,600.00	59,600.00	.00	.00	-100.0%
606 ASSESSMENT PROGRAM COSTS							
43606539 531000 PROF SVCS	18,900.00	12,000.00	12,000.00	.00	.00	11,000.00	-8.3%
43606539 531213 LEGAL SVCS	11,400.00	18,000.00	18,000.00	8,400.00	.00	12,000.00	-33.3%
43606539 542000 FREIG/POST	.00	1,500.00	1,500.00	.00	.00	1,500.00	.0%
43606539 547000 PRINT&BIND	1,531.70	2,700.00	2,700.00	1,137.36	.00	2,700.00	.0%
43606539 549000 OT CUR CHG	1,431.50	2,000.00	2,000.00	2,500.00	.00	2,000.00	.0%
43606539 549002 ADVERTISIN	.00	3,000.00	2,502.00	1,678.50	.00	3,000.00	19.9%
43606582 591910 CLERK TR-CONS OF	7,254.56	6,308.00	6,308.00	6,167.89	.00	7,180.00	13.8%
43606582 591910 PROPA TR-CONS OF	5,606.00	3,153.00	3,651.00	3,651.00	.00	3,154.00	-13.6%
43606582 591910 TAXCO TR-CONS OF	7,254.56	6,308.00	6,308.00	6,100.56	.00	7,180.00	13.8%
TOTAL ASSESSMENT PROGRAM COS	53,378.32	54,969.00	54,969.00	29,635.31	.00	49,714.00	-9.6%
999 RESERVES							
43999599 599001 RES CONTIN	.00	48,563.00	48,563.00	.00	.00	268,679.00	453.3%

09/28/2021 08:36  
6235msaw

BOARD OF COMMISSIONERS  
NEXT YEAR / CURRENT YEAR BUDGET ANALYSIS

P 78  
bgnyrpts

PROJECTION: 20221 2021/2022 BUDGET

FOR PERIOD 99

ACCOUNTS FOR:

SAIS STABILIZATION MSBU	2020 ACTUAL	2021 ORIG BUD	2021 REVISED BUD	2021 ACTUAL	2021 PROJECTION	2022 FINAL	PCT CHANGE
43999599 599211 RESV-SR	.00	265,000.00	265,000.00	.00	.00	265,000.00	.0%
43999599 599212 RESV-D&P	.00	95,000.00	95,000.00	.00	.00	95,000.00	.0%
43999599 599213 RES-ELIGIB	.00	12,875.00	12,875.00	.00	.00	12,875.00	.0%
43999599 599900 CASH TO BE	.00	40,000.00	110,944.00	.00	.00	40,000.00	-63.9%
TOTAL RESERVES	.00	461,438.00	532,382.00	.00	.00	681,554.00	28.0%
TOTAL SAIS STABILIZATION MSB	595,534.78	873,357.00	955,901.00	253,603.86	.00	1,159,468.00	21.3%

09/28/2021 08:36  
6235msaw

BOARD OF COMMISSIONERS  
NEXT YEAR / CURRENT YEAR BUDGET ANALYSIS

P 79  
bgnyrpts

PROJECTION: 20221 2021/2022 BUDGET

FOR PERIOD 99

ACCOUNTS FOR:

BUILDING	DEPARTMENT	FUND	2020 ACTUAL	2021 ORIG BUD	2021 REVISED BUD	2021 ACTUAL	2021 PROJECTION	2022 FINAL	PCT CHANGE
001	BOARD OF CO COMMISSIONERS								
45001519	523020	RET-HEALTH	31,177.80	36,088.00	36,088.00	28,005.08	.00	43,036.00	19.3%
	TOTAL BOARD OF CO COMMISSION		31,177.80	36,088.00	36,088.00	28,005.08	.00	43,036.00	19.3%
242	DEMOLITION/CONDEMNATION								
45242524	542000	FREIG/POST	228.15	2,400.00	2,400.00	78.41	.00	2,400.00	.0%
45242524	549002	ADVERTISIN	.00	3,500.00	3,500.00	471.98	.00	3,500.00	.0%
45242524	549011	REC-SATISF	18.50	200.00	200.00	.00	.00	200.00	.0%
45242524	549240	PROT INSP	9,900.00	30,000.00	30,000.00	.00	.00	30,000.00	.0%
45242524	552000	MISC SUPPL	1,488.25	1,500.00	1,500.00	1,319.19	.00	2,500.00	66.7%
45242582	591910	CLERK REC F-LIEN	.00	500.00	500.00	.00	.00	500.00	.0%
	TOTAL DEMOLITION/CONDEMNATIO		11,634.90	38,100.00	38,100.00	1,869.58	.00	39,100.00	2.6%
245	BUILDING INSPECTIONS								
45245524	512000	REGULAR SA	314,703.79	532,323.00	529,608.00	339,719.46	.00	515,209.00	-2.7%
45245524	514000	OVERTIME	5,264.17	12,875.00	12,875.00	3,063.63	.00	12,875.00	.0%
45245524	514000	COVID OVERTIME	.00	.00	.00	2,467.33	.00	.00	.0%
45245524	514001	COVID DOUBLE TIM	686.82	.00	.00	365.15	.00	.00	.0%
45245524	521010	FICA TAXES	18,395.60	33,802.00	33,802.00	19,640.34	.00	32,741.00	-3.1%
45245524	521010	COVID FICA TAXES	41.30	.00	42.00	174.04	.00	.00	-100.0%
45245524	521020	MEDICARE T	4,302.25	7,905.00	7,905.00	4,593.23	.00	7,657.00	-3.1%
45245524	521020	COVID MEDICARE T	9.66	.00	10.00	40.70	.00	.00	-100.0%
45245524	522000	RETIREMENT	28,819.00	54,520.00	54,520.00	34,978.27	.00	56,294.00	3.3%
45245524	522000	COVID RETIREMENT	57.75	.00	58.00	283.26	.00	.00	-100.0%
45245524	523010	L & H INS	39,534.63	73,804.00	73,274.00	44,301.20	.00	75,850.00	3.5%
45245524	523010	COVID L & H INS	68.95	.00	69.00	153.20	.00	.00	-100.0%
45245524	524010	WORKERS' C	8,765.52	9,044.00	9,574.00	9,573.32	.00	8,866.00	-7.4%
45245524	531031	EMPLOY PHY	75.00	375.00	375.00	.00	.00	375.00	.0%
45245524	531035	DRUG TESTI	25.00	125.00	125.00	.00	.00	125.00	.0%
45245524	531403	INSPECTION	38,478.75	5,000.00	5,000.00	2,475.00	.00	5,000.00	.0%
45245524	534000	OT CONT SV	28.32	31.00	31.00	32.14	.00	31.00	.0%
45245524	540000	TRAVEL & P	482.22	5,500.00	5,500.00	742.00	.00	5,554.00	1.0%
45245524	541000	COMMUNICAT	6,815.22	11,838.00	11,838.00	6,943.52	.00	11,838.00	.0%
45245524	543000	UTILITY SE	999.14	2,000.00	2,000.00	1,193.72	.00	2,000.00	.0%
45245524	544000	RENTALS/LE	832.85	2,768.00	2,768.00	1,440.79	.00	2,768.00	.0%
45245524	545000	INSURANCE	5,917.18	3,450.00	5,986.00	5,985.04	.00	7,250.00	21.1%
45245524	546000	REPAIRS &	1,801.58	9,400.00	9,400.00	1,296.80	.00	9,400.00	.0%
45245524	546020	MAINTENANC	234.07	1,208.00	1,208.00	294.93	.00	1,208.00	.0%
45245524	547000	PRINTING &	.00	600.00	600.00	.00	.00	600.00	.0%
45245524	549000	OTHER CURR	.00	2,300.00	2,300.00	8.79	.00	1,260.00	-45.2%

09/28/2021 08:36  
6235msaw

BOARD OF COMMISSIONERS  
NEXT YEAR / CURRENT YEAR BUDGET ANALYSIS

P 80  
bgnyrpts

PROJECTION: 20221 2021/2022 BUDGET

FOR PERIOD 99

ACCOUNTS FOR:

BUILDING	DEPARTMENT	FUND	2020 ACTUAL	2021 ORIG BUD	2021 REVISED BUD	2021 ACTUAL	2021 PROJECTION	2022 FINAL	PCT CHANGE
45245524	549002	ADVERTISIN	149.56	1,800.00	1,800.00	.00	.00	1,800.00	.0%
45245524	549081	BACKGROUND	85.50	600.00	600.00	48.00	.00	600.00	.0%
45245524	551000	OFFICE SUP	631.02	3,000.00	3,000.00	269.55	.00	3,000.00	.0%
45245524	552000	MISCELLANE	1,605.13	3,500.00	3,500.00	962.23	.00	3,500.00	.0%
45245524	552020	GAS, OIL &	9,917.37	13,500.00	13,500.00	8,867.64	.00	13,500.00	.0%
45245524	552040	TOOLS&SMI	1,337.12	3,000.00	3,000.00	.00	.00	3,000.00	.0%
45245524	552050	UNIFORMS	230.00	2,960.00	2,960.00	831.00	.00	2,960.00	.0%
45245524	552051	SAFETY APP	39.84	1,200.00	1,200.00	90.94	.00	1,200.00	.0%
45245524	552640	EQUIPMENT	2,672.56	7,810.00	7,810.00	219.84	.00	9,720.00	24.5%
45245524	552646	SOFTWARE	.00	2,000.00	2,000.00	.00	.00	2,000.00	.0%
45245524	554000	DUES/SUBSC	2,626.85	14,866.00	14,866.00	5,174.98	.00	9,866.00	-33.6%
45245524	555000	TRAINING	4,188.65	16,498.00	16,498.00	8,372.25	.00	19,998.00	21.2%
45245524	564000	EQUIPMENT	.00	32,408.00	32,408.00	30,521.10	.00	16,600.00	-48.8%
45245581	591010	T/O-GEN	18,803.00	18,803.00	18,803.00	18,803.00	.00	18,803.00	.0%
45245581	591015	TO-GENERAL	18,483.00	18,483.00	18,483.00	18,483.00	.00	18,483.00	.0%
TOTAL BUILDING INSPECTIONS			537,108.37	909,296.00	909,296.00	572,409.39	.00	881,931.00	-3.0%
246	BUILDING DEPARTMENT								
45246515	512000	REG SALARY	644,610.18	795,703.00	681,472.00	735,852.62	.00	916,144.00	34.4%
45246515	512000	COVID REG SALARY	97,609.25	.00	97,610.00	3,351.51	.00	.00	-100.0%
45246515	513000	SALARY-N/R	8,950.00	10,500.00	10,500.00	12,110.00	.00	10,500.00	.0%
45246515	514000	OVERTIME	8,086.46	15,450.00	32,950.00	31,597.36	.00	15,450.00	-53.1%
45246515	514000	COVID OVERTIME	.00	.00	.00	1,078.00	.00	.00	.0%
45246515	514001	OT-FEMA	-2.52	.00	.00	136.95	.00	.00	.0%
45246515	514001	COVID DOUBLE TIM	4,316.96	.00	.00	11,580.31	.00	.00	.0%
45246515	521010	FICA TAXES	40,293.67	50,942.00	42,983.00	46,433.52	.00	58,410.00	35.9%
45246515	521010	COVID FICA TAXES	6,094.21	.00	6,095.00	956.36	.00	.00	-100.0%
45246515	521020	MEDICARE T	9,423.81	11,914.00	11,914.00	10,947.32	.00	13,660.00	14.7%
45246515	521020	COVID MEDICARE T	1,425.29	.00	1,426.00	223.65	.00	.00	-100.0%
45246515	522000	RETIREMENT	82,485.72	106,690.00	106,690.00	102,678.43	.00	128,509.00	20.5%
45246515	522000	COVID RETIREMENT	9,432.60	.00	9,433.00	1,600.99	.00	.00	-100.0%
45246515	523010	L & H INS	57,065.24	81,262.00	80,617.00	73,391.39	.00	112,757.00	39.9%
45246515	523010	COVID L & H INS	7,625.41	.00	7,626.00	2,345.85	.00	.00	-100.0%
45246515	524010	WKRS COMP	8,509.82	7,903.00	8,548.00	8,547.85	.00	8,057.00	-5.7%
45246515	531000	PROF SVCS	.00	.00	63,751.00	63,040.57	.00	.00	-100.0%
45246515	531031	EMPLOY PHY	.00	375.00	374.00	.00	.00	375.00	.3%
45246515	531035	DRUG TEST	.00	150.00	150.00	.00	.00	150.00	.0%
45246515	534000	OT CONT SV	2,102.09	1,206.00	1,206.00	899.79	.00	1,206.00	.0%
45246515	540000	TRAVEL & P	1,931.51	7,410.00	7,410.00	2,103.81	.00	8,680.00	17.1%
45246515	541000	COMMUNICAT	6,508.59	7,256.00	7,117.00	6,728.99	.00	8,544.00	20.1%
45246515	542000	FREIG/POST	972.65	3,000.00	3,000.00	624.77	.00	3,000.00	.0%
45246515	543000	UTILITY SV	3,990.44	6,000.00	6,000.00	4,451.17	.00	6,000.00	.0%
45246515	544000	RENT&LEASE	10,826.64	12,298.00	12,298.00	11,701.97	.00	12,298.00	.0%



09/28/2021 08:36  
6235msaw

BOARD OF COMMISSIONERS  
NEXT YEAR / CURRENT YEAR BUDGET ANALYSIS

P 81  
bgnyrpts

PROJECTION: 20221 2021/2022 BUDGET

FOR PERIOD 99

ACCOUNTS FOR:

BUILDING	DEPARTMENT	FUND	2020 ACTUAL	2021 ORIG BUD	2021 REVISED BUD	2021 ACTUAL	2021 PROJECTION	2022 FINAL	PCT CHANGE
45246515	545000	INSURANCE	2,123.40	1,950.00	2,317.00	2,316.78	.00	3,120.00	34.7%
45246515	546000	REPAIRS &	3,422.68	13,400.00	13,172.00	5,878.51	.00	18,550.00	40.8%
45246515	546020	MAIN SVC C	9,714.34	17,238.00	16,938.00	7,592.12	.00	17,238.00	1.8%
45246515	547000	PRINTING &	344.06	1,011.00	1,011.00	63.00	.00	1,011.00	.0%
45246515	549000	OTHER CURR	12,400.50	10,417.00	10,417.00	6,422.59	.00	10,417.00	.0%
45246515	549002	ADVERTISIN	.00	5,000.00	5,000.00	328.93	.00	5,000.00	.0%
45246515	549004	TEMP SVC	6,050.51	6,000.00	6,000.00	.00	.00	6,000.00	.0%
45246515	549081	BACKGROUND	69.50	375.00	375.00	69.50	.00	375.00	.0%
45246515	551000	OFFICE SUP	1,118.35	2,500.00	2,500.00	2,304.25	.00	2,500.00	.0%
45246515	552000	MISCELLANE	8,427.77	8,240.00	8,240.00	5,245.01	.00	8,240.00	.0%
45246515	552020	GAS, OIL &	1,040.76	2,200.00	2,200.00	1,859.42	.00	3,315.00	50.7%
45246515	552050	UNIFORMS	500.03	2,600.00	2,600.00	840.05	.00	2,600.00	.0%
45246515	552640	EQUIPMENT	10,724.03	7,765.00	7,310.00	3,393.64	.00	11,815.00	61.6%
45246515	552646	SOFTWARE	1,983.90	203,783.00	174,283.00	.00	.00	20,965.00	-88.0%
45246515	554000	DUES/SUBSC	3,372.34	6,040.00	7,340.00	7,061.82	.00	6,340.00	-13.6%
45246515	555000	TRAINING	1,659.00	12,640.00	11,640.00	4,393.27	.00	13,140.00	12.9%
45246515	562000	BUILDINGS	.00	4,230,225.00	4,388,405.00	860.00	.00	.00	-100.0%
45246515	562002	BLDG IMPRO	3,122.51	2,000.00	2,000.00	.00	.00	85,000.00	4150.0%
45246515	564000	EQUIPMENT	157,755.91	14,300.00	29,155.00	19,604.27	.00	28,300.00	-2.9%
45246515	564000	COVID EQUIPMENT	7,576.70	.00	.00	.00	.00	.00	.0%
45246581	591010	T/O GEN	30,577.00	30,577.00	30,577.00	30,577.00	.00	30,577.00	.0%
45246581	591015	TO-GENERAL	69,425.00	69,425.00	69,425.00	69,425.00	.00	69,425.00	.0%
45246581	591016	TO-G-IT	1,098.38	700.00	700.00	.00	.00	1,000.00	42.9%
TOTAL BUILDING DEPARTMENT			1,344,764.69	5,766,445.00	5,990,775.00	1,300,618.34	.00	1,648,668.00	-72.5%
249	PERMITTING								
45249515	512000	REG SALARY	341,085.60	539,621.00	355,067.00	470,239.25	.00	676,370.00	90.5%
45249515	512000	COVID REG SALARY	129,475.29	.00	129,476.00	39,551.00	.00	.00	-100.0%
45249515	514000	OVERTIME	2,533.53	10,300.00	34,300.00	34,021.50	.00	10,300.00	-70.0%
45249515	514000	COVID OVERTIME	.00	.00	.00	1,175.32	.00	.00	.0%
45249515	514001	COVID DOUBLE TIM	6,274.46	.00	.00	28,666.48	.00	.00	.0%
45249515	521010	FICA TAXES	20,823.94	34,095.00	34,095.00	30,599.42	.00	42,574.00	24.9%
45249515	521010	COVID FICA TAXES	8,102.66	.00	8,103.00	4,009.78	.00	.00	-100.0%
45249515	521020	MEDICARE T	4,870.04	7,974.00	7,974.00	7,156.41	.00	9,957.00	24.9%
45249515	521020	COVID MEDICARE T	1,895.10	.00	1,896.00	937.85	.00	.00	-100.0%
45249515	522000	RETIREMENT	29,964.69	54,992.00	54,992.00	51,352.16	.00	73,199.00	33.1%
45249515	522000	COVID RETIREMENT	12,525.62	.00	12,526.00	6,939.39	.00	.00	-100.0%
45249515	523010	L & H INS	55,279.73	100,184.00	100,131.00	98,247.05	.00	151,811.00	51.6%
45249515	523010	COVID L & H INS	20,552.09	.00	20,553.00	11,331.16	.00	.00	-100.0%
45249515	524010	WKRS COMP	884.30	917.00	970.00	969.71	.00	1,098.00	13.2%
45249515	531035	DRUG TEST	.00	175.00	175.00	.00	.00	175.00	.0%
45249515	534000	OT CONT SV	112.32	119.00	119.00	127.41	.00	119.00	.0%
45249515	540000	TRAVEL & P	.00	.00	.00	.00	.00	242.00	.0%

09/28/2021 08:36  
6235msaw

BOARD OF COMMISSIONERS  
NEXT YEAR / CURRENT YEAR BUDGET ANALYSIS

P 82  
bgnyrpts

PROJECTION: 20221 2021/2022 BUDGET

FOR PERIOD 99

ACCOUNTS FOR:

BUILDING	DEPARTMENT	FUND	2020 ACTUAL	2021 ORIG BUD	2021 REVISED BUD	2021 ACTUAL	2021 PROJECTION	2022 FINAL	PCT CHANGE
45249515	541000	COMMUNICAT	276.83	327.00	927.00	908.63	.00	327.00	-64.7%
45249515	543000	UTILITY SV	4,315.39	5,600.00	5,600.00	4,734.42	.00	5,600.00	.0%
45249515	544000	RENT&LEASE	4,568.59	5,100.00	5,100.00	4,563.14	.00	5,100.00	.0%
45249515	545000	INSURANCE	2,110.68	2,000.00	2,317.00	2,316.36	.00	2,950.00	27.3%
45249515	546000	REPAIRS &	.00	1,480.00	1,480.00	1,515.73	.00	1,480.00	.0%
45249515	546020	MAIN SVC C	4,513.07	6,868.00	6,868.00	4,750.52	.00	6,868.00	.0%
45249515	547000	PRINTING &	160.05	1,150.00	1,150.00	558.39	.00	1,290.00	12.2%
45249515	549000	OTHER CURR	172.86	8,755.00	8,438.00	1,282.85	.00	8,755.00	3.8%
45249515	549000	COVID OT CUR CHG	3,362.50	.00	.00	.00	.00	.00	.0%
45249515	549002	ADVERTISIN	149.36	600.00	700.00	626.16	.00	600.00	-14.3%
45249515	549081	BACKGROUND	150.00	300.00	300.00	337.50	.00	300.00	.0%
45249515	551000	OFFICE SUP	656.37	2,300.00	2,300.00	1,048.59	.00	2,300.00	.0%
45249515	552000	MISCELLANE	2,592.94	6,288.00	6,288.00	3,632.26	.00	6,288.00	.0%
45249515	552050	UNIFORMS	1,442.00	3,000.00	3,000.00	1,633.58	.00	3,000.00	.0%
45249515	552640	EQUIPMENT	4,110.67	7,625.00	7,625.00	6,137.31	.00	11,625.00	52.5%
45249515	552646	SOFTWARE	793.56	.00	.00	.00	.00	.00	.0%
45249515	554000	DUES/SUBSC	389.25	1,000.00	1,000.00	238.00	.00	1,000.00	.0%
45249515	555000	TRAINING	219.00	4,900.00	4,200.00	1,324.00	.00	4,900.00	16.7%
45249515	564000	EQUIPMENT	2,694.00	4,800.00	4,800.00	1,834.36	.00	8,400.00	75.0%
TOTAL PERMITTING			667,056.49	810,470.00	822,470.00	822,765.69	.00	1,036,628.00	26.0%
449	NASSAU PLACE	RESURFACING							
45249581	591010	T/O-GEN	35,320.00	35,320.00	35,320.00	35,320.00	.00	35,320.00	.0%
45249581	591015	TO-GENERAL	73,835.00	73,835.00	73,835.00	73,835.00	.00	73,835.00	.0%
TOTAL NASSAU PLACE RESURFACI			109,155.00	109,155.00	109,155.00	109,155.00	.00	109,155.00	.0%
999	RESERVES								
45999599	599001	RES CONTIN	.00	300,000.00	300,000.00	.00	.00	300,000.00	.0%
45999599	599900	CASH TO BE	.00	.00	.00	.00	.00	4,500,000.00	.0%
TOTAL RESERVES			.00	300,000.00	300,000.00	.00	.00	4,800,000.00	1500.0%
TOTAL BUILDING DEPARTMENT FU			2,700,897.25	7,969,554.00	8,205,884.00	2,834,823.08	.00	8,558,518.00	4.3%

09/28/2021 08:36  
6235msaw

BOARD OF COMMISSIONERS  
NEXT YEAR / CURRENT YEAR BUDGET ANALYSIS

P 83  
bgnyrpts

PROJECTION: 20221 2021/2022 BUDGET

FOR PERIOD 99

ACCOUNTS FOR:

AMELIA CONCOURSE MSBU	2020 ACTUAL	2021 ORIG BUD	2021 REVISED BUD	2021 ACTUAL	2021 PROJECTION	2022 FINAL	PCT CHANGE
001 BOARD OF CO COMMISSIONERS							
47001541 531000 PROF SVCS	.00	.00	.00	.00	.00	7,500.00	.0%
TOTAL BOARD OF CO COMMISSION	.00	.00	.00	.00	.00	7,500.00	.0%
453 AMELIA CONCOURSE							
47453539 531000 PROF SVCS	10,000.00	8,000.00	8,000.00	5,000.00	.00	.00	-100.0%
47453539 534013 CS-LANDSCA	34,905.50	60,000.00	60,000.00	59,965.70	.00	60,000.00	.0%
47453539 542000 FREIG/POST	97.33	100.00	100.00	.00	.00	100.00	.0%
47453539 543000 UTILITY SV	72,425.15	80,000.00	80,000.00	61,750.90	.00	60,000.00	-25.0%
47453539 546000 RPR&MAINT	37,478.51	50,000.00	50,000.00	22,026.46	.00	67,691.00	35.4%
47453539 546530 ROAD MAINT	65,305.62	100,000.00	113,020.00	13,019.75	.00	100,000.00	-11.5%
47453581 591010 TO-GENERAL	4,469.11	4,500.00	4,500.00	2,006.86	.00	4,500.00	.0%
47453582 591910 CLERK FEES-CLERK	3,613.30	3,768.00	3,768.00	3,622.14	.00	5,000.00	32.7%
47453582 591910 PROPA TR-CONS OF	1,826.00	1,822.00	1,822.00	1,817.00	.00	2,000.00	9.8%
47453582 591910 TAXCO FEE-TC	2,860.37	3,768.00	3,768.00	3,622.09	.00	5,000.00	32.7%
47453599 599001 RES CONTIN	.00	40,000.00	40,000.00	.00	.00	50,000.00	25.0%
47453599 599900 CASH TO BE	.00	697,913.00	717,075.00	.00	.00	718,082.00	.1%
TOTAL AMELIA CONCOURSE	232,980.89	1,049,871.00	1,082,053.00	172,830.90	.00	1,072,373.00	-.9%
TOTAL AMELIA CONCOURSE MSBU	232,980.89	1,049,871.00	1,082,053.00	172,830.90	.00	1,079,873.00	-.2%

09/28/2021 08:36  
6235msaw

BOARD OF COMMISSIONERS  
NEXT YEAR / CURRENT YEAR BUDGET ANALYSIS

P 84  
bgnyrpts

PROJECTION: 20221 2021/2022 BUDGET

FOR PERIOD 99

ACCOUNTS FOR:

FIREFIGHTER ED TRUST FUND	2020 ACTUAL	2021 ORIG BUD	2021 REVISED BUD	2021 ACTUAL	2021 PROJECTION	2022 FINAL	PCT CHANGE
223 FIRE DEPT-NCBCC							
48223522 549000 OT CUR CHG	.00	3.00	3.00	.00	.00	3.00	.0%
TOTAL FIRE DEPT-NCBCC	.00	3.00	3.00	.00	.00	3.00	.0%
TOTAL FIREFIGHTER ED TRUST F	.00	3.00	3.00	.00	.00	3.00	.0%

09/28/2021 08:36  
6235msaw

BOARD OF COMMISSIONERS  
NEXT YEAR / CURRENT YEAR BUDGET ANALYSIS

P 85  
bgnyrpts

PROJECTION: 20221 2021/2022 BUDGET

FOR PERIOD 99

ACCOUNTS FOR:

F.S. SPECIAL REVENUES FUND	2020 ACTUAL	2021 ORIG BUD	2021 REVISED BUD	2021 ACTUAL	2021 PROJECTION	2022 FINAL	PCT CHANGE
172 COURT TECH 28.222							
49172713 512000 REG SALARY	4,982.24	30,000.00	30,000.00	28,454.65	.00	30,000.00	.0%
49172713 521010 FICA TAXES	307.07	1,860.00	1,860.00	1,753.69	.00	1,860.00	.0%
49172713 521020 MEDICARE T	71.84	435.00	435.00	410.25	.00	435.00	.0%
49172713 522000 RETIREMENT	498.24	3,000.00	3,000.00	2,901.23	.00	3,246.00	8.2%
49172713 523010 L & H INS	501.48	4,848.00	4,848.00	4,607.40	.00	5,378.00	10.9%
49172713 524010 WKRS COMP	.00	51.00	51.00	43.38	.00	51.00	.0%
49172713 541040 CJ161 COM-COMPUT	1,559.88	.00	.00	.00	.00	.00	.0%
49172713 541040 CJ170 COM-COMPUT	518.76	4,500.00	4,500.00	2,179.87	.00	7,500.00	66.7%
49172713 541040 GDLIT COM-COMPUT	.00	1,500.00	1,500.00	.00	.00	1,500.00	.0%
49172713 541040 PD165 COM-COMPUT	7,076.81	15,000.00	15,000.00	6,241.32	.00	15,000.00	.0%
49172713 541040 SA164 COM-COMPUT	6,356.81	18,000.00	18,000.00	7,640.93	.00	18,000.00	.0%
49172713 544000 CJ161 RENT&LEASE	2,488.40	.00	.00	.00	.00	.00	.0%
49172713 544000 CJ162 RENT&LEASE	2,311.54	.00	.00	.00	.00	.00	.0%
49172713 544000 CJ170 RENT&LEASE	5,419.23	15,000.00	15,000.00	12,500.33	.00	15,000.00	.0%
49172713 544000 GDLIT RENT&LEASE	1,426.80	2,000.00	2,000.00	1,439.60	.00	2,000.00	.0%
49172713 544000 SA164 RENT&LEASE	2,440.80	2,157.00	2,157.00	2,156.40	.00	2,157.00	.0%
49172713 546000 CJ170 RPR&MAINT	.00	1,875.00	1,875.00	.00	.00	1,875.00	.0%
49172713 546000 PD165 RPR&MAINT	.00	2,500.00	2,500.00	1,495.00	.00	8,500.00	240.0%
49172713 546020 CJ170 MAIN SVC C	.00	.00	.00	.00	.00	7,200.00	.0%
49172713 549000 CJ170 OT CUR CHG	.00	.00	11,906.00	10,742.23	.00	9,200.00	-22.7%
49172713 549000 PD165 OT CUR CHG	9,399.00	13,089.00	13,089.00	9,358.00	.00	14,000.00	7.0%
49172713 552000 CJ161 MISC SUPPL	444.47	.00	.00	.00	.00	.00	.0%
49172713 552000 CJ170 MISC SUPPL	4,630.11	15,000.00	4,494.00	3,224.80	.00	15,000.00	233.8%
49172713 552000 PD165 MISC SUPPL	1,924.05	2,500.00	2,500.00	.00	.00	2,500.00	.0%
49172713 552000 SA164 MISC SUPPL	1,372.00	4,000.00	4,000.00	1,287.00	.00	4,000.00	.0%
49172713 552640 EQUIP<\$750	572.28	.00	.00	.00	.00	.00	.0%
49172713 552640 CJ161 EQUIP<\$750	3,088.30	.00	.00	.00	.00	.00	.0%
49172713 552640 CJ162 EQUIP<\$750	1,662.50	.00	.00	.00	.00	.00	.0%
49172713 552640 CJ170 EQUIP<\$750	2,118.03	18,750.00	18,750.00	8,215.32	.00	28,750.00	53.3%
49172713 552640 GDLIT EQUIP<\$750	.00	3,000.00	3,000.00	.00	.00	3,000.00	.0%
49172713 552640 PD165 EQUIP<\$750	1,018.96	5,000.00	5,000.00	1,591.93	.00	7,500.00	50.0%
49172713 552640 SA164 EQUIP<\$750	506.45	6,264.00	6,264.00	4,823.32	.00	6,264.00	.0%
49172713 552646 SA164 SOFTWARE	.00	13,297.00	13,297.00	.00	.00	.00	-100.0%
49172713 554000 PD165 DUES/SUBSC	.00	2,500.00	2,500.00	.00	.00	2,500.00	.0%
49172713 564000 EQUIPMENT	30,424.64	1,517,690.00	1,471,959.00	35,642.71	.00	1,625,884.00	10.5%
49172713 564000 CJ161 EQUIPMENT	1,354.35	.00	.00	.00	.00	.00	.0%
49172713 564000 CJ170 EQUIPMENT	3,187.90	22,500.00	23,437.00	.00	.00	22,500.00	-4.0%
49172713 564000 GDLIT EQUIPMENT	.00	3,000.00	3,000.00	.00	.00	3,000.00	.0%
49172713 564000 PD165 EQUIPMENT	5,573.15	10,000.00	13,207.00	8,533.00	.00	10,000.00	-24.3%
49172713 564000 SA164 EQUIPMENT	6,516.09	.00	6,411.00	2,320.84	.00	.00	-100.0%
49172713 564001 PD165 EQ\$5000 OG	26,360.30	5,000.00	36,200.00	31,200.00	.00	.00	-100.0%

09/28/2021 08:36  
6235msaw

BOARD OF COMMISSIONERS  
NEXT YEAR / CURRENT YEAR BUDGET ANALYSIS

P 86  
bgnyrpts

PROJECTION: 20221 2021/2022 BUDGET

FOR PERIOD 99

ACCOUNTS FOR:

F.S. SPECIAL REVENUES FUND	2020 ACTUAL	2021 ORIG BUD	2021 REVISED BUD	2021 ACTUAL	2021 PROJECTION	2022 FINAL	PCT CHANGE
TOTAL COURT TECH 28.222	136,112.48	1,744,316.00	1,741,740.00	188,763.20	.00	1,873,800.00	7.6%
255 IG-RADIO COMMUNICATION PROGRAM							
49255525 544000 RENT&LEASE	64,938.40	50,075.00	55,171.00	40,275.80	.00	45,000.00	-18.4%
49255525 546000 RPR&MAINT	4,017.00	.00	.00	.00	.00	.00	.0%
TOTAL IG-RADIO COMMUNICATION	68,955.40	50,075.00	55,171.00	40,275.80	.00	45,000.00	-18.4%
692 NOT FOR PROFIT AGENCIES							
49692573 547000 PRINT&BIND	.00	500.00	500.00	.00	.00	500.00	.0%
49692573 548000 PROMOTIONS	1,666.05	2,000.00	3,040.00	3,040.00	.00	3,000.00	-1.3%
49692573 548121 PRINT BROC	.00	500.00	500.00	127.82	.00	500.00	.0%
49692573 548240 INTERACTIV	500.00	1,000.00	1,000.00	189.66	.00	1,000.00	.0%
49692573 549002 ADVERTISIN	.00	.00	1,643.00	1,642.20	.00	2,000.00	21.7%
49692573 582015 ARTS COUNC	.00	15,281.00	13,630.00	.00	.00	12,810.00	-6.0%
TOTAL NOT FOR PROFIT AGENCIE	2,166.05	19,281.00	20,313.00	4,999.68	.00	19,810.00	-2.5%
791 FL BOATING IMPROVEMENT PROGRAM							
49791579 546704 R&M BOAT R	1,313.57	154,368.00	161,763.00	82.96	.00	186,663.00	15.4%
TOTAL FL BOATING IMPROVEMENT	1,313.57	154,368.00	161,763.00	82.96	.00	186,663.00	15.4%
TOTAL F.S. SPECIAL REVENUES	208,547.50	1,968,040.00	1,978,987.00	234,121.64	.00	2,125,273.00	7.4%

09/28/2021 08:36  
6235msaw

BOARD OF COMMISSIONERS  
NEXT YEAR / CURRENT YEAR BUDGET ANALYSIS

P 87  
bgnyrpts

PROJECTION: 20221 2021/2022 BUDGET

FOR PERIOD 99

ACCOUNTS FOR:

DEBT SVC-OPT GAS TX 2000	2020 ACTUAL	2021 ORIG BUD	2021 REVISED BUD	2021 ACTUAL	2021 PROJECTION	2022 FINAL	PCT CHANGE
<hr/>							
001 BOARD OF CO COMMISSIONERS							
52001517 571000 PRINCIPAL	315,176.40	296,125.00	296,125.00	296,125.00	.00	278,643.00	-5.9%
52001517 572000 INTEREST	629,823.60	648,875.00	648,875.00	648,875.00	.00	666,357.00	2.7%
52001517 573000 OT DET SVC	431.00	431.00	431.00	431.00	.00	431.00	.0%
TOTAL BOARD OF CO COMMISSION	945,431.00	945,431.00	945,431.00	945,431.00	.00	945,431.00	.0%
<hr/>							
999 RESERVES							
52999599 599900 CASH TO BE	.00	551,681.00	551,325.00	.00	.00	551,250.00	.0%
52999599 599906 CSH-RESERV	.00	945,000.00	945,000.00	.00	.00	945,000.00	.0%
TOTAL RESERVES	.00	1,496,681.00	1,496,325.00	.00	.00	1,496,250.00	.0%
TOTAL DEBT SVC-OPT GAS TX 20	945,431.00	2,442,112.00	2,441,756.00	945,431.00	.00	2,441,681.00	.0%

09/28/2021 08:36  
6235msaw

BOARD OF COMMISSIONERS  
NEXT YEAR / CURRENT YEAR BUDGET ANALYSIS

P 88  
bgnyrpts

PROJECTION: 20221 2021/2022 BUDGET

FOR PERIOD 99

ACCOUNTS FOR:

DEBT SVC-COUNTY COMPLEX	2020 ACTUAL	2021 ORIG BUD	2021 REVISED BUD	2021 ACTUAL	2021 PROJECTION	2022 FINAL	PCT CHANGE
001 BOARD OF CO COMMISSIONERS							
58001517 571000 PRINCIPAL	1,295,000.00	1,842,500.00	1,360,000.00	1,360,000.00	.00	1,425,000.00	4.8%
58001517 572000 INTEREST	1,029,750.00	482,500.00	965,000.00	965,000.00	.00	897,000.00	-7.0%
TOTAL BOARD OF CO COMMISSION	2,324,750.00	2,325,000.00	2,325,000.00	2,325,000.00	.00	2,322,000.00	-.1%
TOTAL DEBT SVC-COUNTY COMPLE	2,324,750.00	2,325,000.00	2,325,000.00	2,325,000.00	.00	2,322,000.00	-.1%



09/28/2021 08:36  
6235msaw

BOARD OF COMMISSIONERS  
NEXT YEAR / CURRENT YEAR BUDGET ANALYSIS

P 89  
bgnyrpts

PROJECTION: 20221 2021/2022 BUDGET

FOR PERIOD 99

ACCOUNTS FOR:

CAP PROJECTS-GRANT FUND	2020 ACTUAL	2021 ORIG BUD	2021 REVISED BUD	2021 ACTUAL	2021 PROJECTION	2022 FINAL	PCT CHANGE
419 MSBU-PIRATES' WOODS RD PAVING 60419541 563100 RD CONSTRU	.00	3,350.00	3,325.00	.00	.00	3,310.00	-.5%
TOTAL MSBU-PIRATES' WOODS RD	.00	3,350.00	3,325.00	.00	.00	3,310.00	-.5%
TOTAL CAP PROJECTS-GRANT FUN	.00	3,350.00	3,325.00	.00	.00	3,310.00	-.5%

09/28/2021 08:36  
6235msaw

BOARD OF COMMISSIONERS  
NEXT YEAR / CURRENT YEAR BUDGET ANALYSIS

P 90  
bgnyrpts

PROJECTION: 20221 2021/2022 BUDGET

FOR PERIOD 99

ACCOUNTS FOR:

CAP PROJECTS-TRANSP	2020 ACTUAL	2021 ORIG BUD	2021 REVISED BUD	2021 ACTUAL	2021 PROJECTION	2022 FINAL	PCT CHANGE
402 DRAINAGE							
63402541 563300 C0057 DRAIN IMPV	.00	.00	.00	.00	.00	613,635.00	.0%
63402541 563300 C0058 DRAIN IMPV	.00	.00	.00	.00	.00	220,000.00	.0%
TOTAL DRAINAGE	.00	.00	.00	.00	.00	833,635.00	.0%
461 TRANSPORTATION ALLOCATION							
63461541 546550 L&O PAV MGNT	3,509,633.23	898,996.00	893,285.00	872,955.87	.00	4,772,834.00	434.3%
TOTAL TRANSPORTATION ALLOCAT	3,509,633.23	898,996.00	893,285.00	872,955.87	.00	4,772,834.00	434.3%
470 TRANSPORTATION PROJECTS							
63470541 531000 PDCII PROF SVCS	.00	.00	-3,800.00	.00	.00	.00	-100.0%
63470541 546550 PDCII PAV MGNT	112,551.22	.00	.00	.00	.00	.00	.0%
63470541 561001 PDCII LD-APPRAIS	.00	.00	3,800.00	3,800.00	.00	.00	-100.0%
63470541 561008 WBEXT ROW ACQUIS	2,430,780.50	700,451.00	903,306.00	36,120.00	.00	867,186.00	-4.0%
63470541 563100 115SB RD CONSTRU	3,650,122.53	6,197,465.00	6,197,465.00	3,345,889.40	.00	2,015,104.00	-67.5%
63470541 563100 BRIDG RD CONSTRU	.00	.00	387,311.00	.00	.00	387,311.00	.0%
63470541 563100 C0048 RD CONSTRU	.00	.00	.00	.00	.00	3,197,768.00	.0%
63470541 563100 CRAW1 RD CONSTRU	209.14	1,397,641.00	1,387,469.00	1,091,028.44	.00	323,924.00	-76.7%
63470541 563100 CRAW2 RD CONSTRU	1,170.42	4,479,358.00	3,578,800.00	2,782,898.04	.00	2,257,258.00	-36.9%
63470541 563100 HSMTH RD CONSTRU	.00	525,000.00	525,000.00	.00	.00	525,000.00	.0%
63470541 563100 MNRTL RD CONSTRU	152,616.21	412,500.00	27,253.00	27,253.22	.00	.00	-100.0%
63470541 563100 PDCII RD CONSTRU	.00	4,586,679.00	4,459,380.00	.00	.00	7,095,336.00	59.1%
63470541 563100 PDWID RD CONSTRU	209.14	1,814,115.00	3,555,115.00	1,243,698.24	.00	2,189,443.00	-38.4%
63470541 563100 PRATT RD CONSTRU	.00	800,000.00	800,000.00	.00	.00	2,300,000.00	187.5%
63470541 563100 SAFRR RD CONSTRU	.00	40,000.00	40,000.00	.00	.00	40,000.00	.0%
63470541 563100 WBEXT RD CONSTRU	.00	7,500,000.00	7,500,000.00	.00	.00	11,389,940.00	51.9%
63470541 563100 WBRND PROF SVCS	.00	480,000.00	480,000.00	.00	.00	480,000.00	.0%
63470541 563358 DYAL ROW-AQUISI	.00	35,000.00	.00	.00	.00	.00	.0%
63470541 563358 PRATT ROW-AQUISI	.00	50,000.00	50,000.00	.00	.00	50,000.00	.0%
63470541 563360 115SB CEI	787,170.58	574,484.00	574,484.00	478,132.03	.00	61,478.00	-89.3%
63470541 563360 CRAW1 CEI	.00	119,968.00	134,252.00	134,251.54	.00	42,515.00	-68.3%
63470541 563360 CRAW2 CEI	.00	481,836.00	481,836.00	336,448.82	.00	272,426.00	-43.5%
63470541 563360 DYAL CEI	.00	522,250.00	.00	.00	.00	.00	.0%
63470541 563360 HSMTH CEI	.00	170,000.00	170,000.00	.00	.00	170,000.00	.0%
63470541 563360 PDCII CEI	1,761.40	44,768.00	44,768.00	.00	.00	44,768.00	.0%
63470541 563360 PDWID CEI	.00	300,000.00	692,000.00	366,234.30	.00	386,805.00	-44.1%
63470541 563360 PRATT CEI	.00	150,000.00	150,000.00	.00	.00	150,000.00	.0%
63470541 563361 BCFLT CONST RD	.00	.00	709,890.00	.00	.00	709,890.00	.0%
63470541 563361 MID17 CONST RD	.00	2,697,417.00	2,697,417.00	.00	.00	2,697,417.00	.0%
63470541 563361 PAVMK CONST RD	.00	.00	660,297.00	813.43	.00	659,484.00	-.1%

09/28/2021 08:36  
6235msaw

BOARD OF COMMISSIONERS  
NEXT YEAR / CURRENT YEAR BUDGET ANALYSIS

P 91  
bgnyrpts

PROJECTION: 20221 2021/2022 BUDGET

FOR PERIOD 99

ACCOUNTS FOR:

CAP PROJECTS-TRANSP	2020 ACTUAL	2021 ORIG BUD	2021 REVISED BUD	2021 ACTUAL	2021 PROJECTION	2022 FINAL	PCT CHANGE
63470541 563365 115SB ENG&DESIGN	.00	958,826.00	958,826.00	5,066.78	.00	952,492.00	-.7%
63470541 563365 C0001 ENG&DESIGN	.00	50,000.00	50,000.00	.00	.00	50,000.00	.0%
63470541 563365 C0004 ENG&DESIGN	.00	.00	.00	.00	.00	631,366.00	.0%
63470541 563365 C0005 ENG&DESIGN	.00	.00	.00	.00	.00	200,054.00	.0%
63470541 563365 C0054 ENG&DESIGN	.00	.00	.00	.00	.00	7,500.00	.0%
63470541 563365 CRAW1 ENG&DESIGN	20.00	1,497.00	1,288.00	592.41	.00	548.00	-57.5%
63470541 563365 CRAW2 ENG&DESIGN	80.00	28,162.00	27,875.00	9,771.80	.00	15,660.00	-43.8%
63470541 563365 DYAL ENG&DESIGN	.00	50,000.00	.00	.00	.00	.00	.0%
63470541 563365 HSMTH ENG&DESIGN	270,795.15	453,133.00	379,205.00	.00	.00	379,205.00	.0%
63470541 563365 LAPSI ENG&DESIGN	101.76	740,184.00	740,184.00	865.28	.00	816,837.00	10.4%
63470541 563365 MID17 ENG&DESIGN	.00	486,352.00	486,352.00	.00	.00	486,352.00	.0%
63470541 563365 MNRTL ENG&DESIGN	32,491.02	9,002.00	.00	.00	.00	.00	.0%
63470541 563365 PDCII ENG&DESIGN	148,006.01	85,807.00	205,807.00	94,352.96	.00	96,241.00	-53.2%
63470541 563365 PDWID ENG&DESIGN	98,016.07	.00	110,338.00	4,695.00	.00	106,225.00	-3.7%
63470541 563365 PRATT ENG&DESIGN	27,620.62	782,500.00	854,879.00	242,734.62	.00	612,144.00	-28.4%
63470541 563365 WBEXT ENG&DESIGN	593,535.86	331,825.00	731,825.00	22,616.06	.00	709,209.00	-3.1%
63470541 563365 WBRND ENG&DESIGN	.00	120,000.00	120,000.00	.00	.00	120,000.00	.0%
63470541 563369 AIPTR BIKE PATH/	.00	1,000,000.00	1,000,000.00	.00	.00	.00	-100.0%
63470541 563369 BSBPT BIKE PATH/	104,540.43	434,376.00	434,376.00	.00	.00	.00	-100.0%
63470599 599422 RES-TRANSP	.00	773,601.00	324,716.00	.00	.00	324,716.00	.0%
63470599 599422 CRAW2 RES-TRANSP	.00	900,000.00	.00	.00	.00	.00	.0%
63470599 599422 PDWID RES-TRANSP	.00	1,000,000.00	.00	.00	.00	.00	.0%
63470599 599900 HSMTH CASH TO BE	.00	205,000.00	205,000.00	.00	.00	131,072.00	-36.1%
<b>TOTAL TRANSPORTATION PROJECT</b>	<b>8,411,798.06</b>	<b>42,489,197.00</b>	<b>42,836,714.00</b>	<b>10,227,262.37</b>	<b>.00</b>	<b>43,952,674.00</b>	<b>2.6%</b>
480 SUBDIVISION INFRASTRUCTURE							
63480541 563100 RVRGR RD CONSTRU	.00	94,973.00	94,809.00	.00	.00	94,809.00	.0%
63480541 563100 SWDSR RD CONSTRU	.00	71,168.00	70,944.00	.00	.00	70,944.00	.0%
63480541 563202 E@SBS SIDEWALK C	.00	8,273.00	8,246.00	.00	.00	8,246.00	.0%
63480541 563202 SWDSS SIDEWALK C	.00	8,481.00	8,456.00	.00	.00	8,456.00	.0%
<b>TOTAL SUBDIVISION INFRASTRUC</b>	<b>.00</b>	<b>182,895.00</b>	<b>182,455.00</b>	<b>.00</b>	<b>.00</b>	<b>182,455.00</b>	<b>.0%</b>
<b>TOTAL CAP PROJECTS-TRANSP</b>	<b>11,921,431.29</b>	<b>43,571,088.00</b>	<b>43,912,454.00</b>	<b>11,100,218.24</b>	<b>.00</b>	<b>49,741,598.00</b>	<b>13.3%</b>

09/28/2021 08:36  
6235msaw

BOARD OF COMMISSIONERS  
NEXT YEAR / CURRENT YEAR BUDGET ANALYSIS

P 92  
bgnyrpts

PROJECTION: 20221 2021/2022 BUDGET

FOR PERIOD 99

ACCOUNTS FOR:

CAP PROJECTS-COUNTY COMPLEX	2020 ACTUAL	2021 ORIG BUD	2021 REVISED BUD	2021 ACTUAL	2021 PROJECTION	2022 FINAL	PCT CHANGE
213 SHERIFF ADMINISTRATIVE BLDG							
65213521 562000 SHADM BUILDINGS	5,065.73	1,494.00	1,494.00	.00	.00	1,494.00	.0%
65213582 591920 SHADM TR-CONS OF	653,125.00	.00	.00	.00	.00	.00	.0%
TOTAL SHERIFF ADMINISTRATIVE	658,190.73	1,494.00	1,494.00	.00	.00	1,494.00	.0%
999 RESERVES							
65999599 599001 RES CONTIN	.00	113,762.00	118,075.00	.00	.00	116,876.00	-1.0%
TOTAL RESERVES	.00	113,762.00	118,075.00	.00	.00	116,876.00	-1.0%
TOTAL CAP PROJECTS-COUNTY CO	658,190.73	115,256.00	119,569.00	.00	.00	118,370.00	-1.0%

09/28/2021 08:36  
6235msaw

BOARD OF COMMISSIONERS  
NEXT YEAR / CURRENT YEAR BUDGET ANALYSIS

P 93  
bgnyrpts

PROJECTION: 20221 2021/2022 BUDGET

FOR PERIOD 99

ACCOUNTS FOR:

CAP PROJECTS	2020 ACTUAL	2021 ORIG BUD	2021 REVISED BUD	2021 ACTUAL	2021 PROJECTION	2022 FINAL	PCT CHANGE
<hr/>							
031 SHERIFF							
68031521 562000 PSTC BUILDINGS	89,705.97	344,102.00	344,102.00	.00	.00	.00	-100.0%
68031582 591920 PSTC TR-SHR VAR	1,271,359.00	.00	.00	.00	.00	.00	.0%
TOTAL SHERIFF	1,361,064.97	344,102.00	344,102.00	.00	.00	.00	-100.0%
<hr/>							
075 MAINT-P&R/BEACH							
68075572 563355 WSRP SURVEY	.00	.00	49,000.00	.00	.00	49,000.00	.0%
68075572 563365 WSRP ENG&DESIGN	.00	.00	91,320.00	93,340.96	.00	52,053.00	-43.0%
68075572 563710 WSRP PARK CONST	2,075.00	4,429,056.00	4,286,661.00	.00	.00	4,292,979.00	.1%
TOTAL MAINT-P&R/BEACH	2,075.00	4,429,056.00	4,426,981.00	93,340.96	.00	4,394,032.00	-.7%
<hr/>							
223 FIRE DEPT-NCBCC							
68223522 552000 ST71 MISC SUPPL	.00	2,000.00	2,000.00	35.50	.00	.00	-100.0%
68223522 552640 ST71 EQUIP<\$750	.00	13,000.00	18,317.00	18,316.14	.00	.00	-100.0%
68223522 562300 C0145 BLDG-F&R	.00	.00	.00	.00	.00	3,000,000.00	.0%
68223522 562300 ST71 BLDG-F&R	1,296,534.00	2,000,914.00	1,835,110.00	1,909,994.15	.00	.00	-100.0%
68223522 564000 ST71 EQUIPMENT	.00	100,000.00	85,475.00	23,919.33	.00	.00	-100.0%
68223522 564001 ST71 EQ\$5000 OG	.00	.00	9,208.00	9,207.59	.00	.00	-100.0%
68223581 591010 ST71 TO-GENERAL	.00	725,000.00	725,000.00	725,000.00	.00	.00	-100.0%
TOTAL FIRE DEPT-NCBCC	1,296,534.00	2,840,914.00	2,675,110.00	2,686,472.71	.00	3,000,000.00	12.1%
<hr/>							
999 RESERVES							
68999599 599083 RES-CAP PL	.00	149,385.00	190,174.00	.00	.00	205,174.00	7.9%
68999599 599083 PSTC RES-CAP PL	.00	561,746.00	914,976.00	.00	.00	1,259,078.00	37.6%
TOTAL RESERVES	.00	711,131.00	1,105,150.00	.00	.00	1,464,252.00	32.5%
TOTAL CAP PROJECTS	2,659,673.97	8,325,203.00	8,551,343.00	2,779,813.67	.00	8,858,284.00	3.6%

09/28/2021 08:36  
6235msaw

BOARD OF COMMISSIONERS  
NEXT YEAR / CURRENT YEAR BUDGET ANALYSIS

P 94  
bgnyrpts

PROJECTION: 20221 2021/2022 BUDGET

FOR PERIOD 99

ACCOUNTS FOR:

ENCPA MOBILY NETWORK FUND	2020 ACTUAL	2021 ORIG BUD	2021 REVISED BUD	2021 ACTUAL	2021 PROJECTION	2022 FINAL	PCT CHANGE
407 ENCPA MOBILITY							
6E407541 531400 PS-ENGINEE	.00	28,814.00	4,036.00	4,035.26	.00	16,465.00	308.0%
6E407541 563100 DSAP1 RD CONSTRU	.00	1,562,534.00	139,634.00	.00	.00	152,577.00	-9.3%
6E407541 581008 DSAP1 SCH BOARD	.00	.00	2,000,000.00	2,000,000.00	.00	200,000.00	-90.0%
6E407581 591010 DSAP1 TO-GENERAL	.00	1,500.00	.00	.00	.00	.00	.0%
6E407581 591040 DSAP1 TO-MSF	.00	10,000.00	.00	.00	.00	.00	.0%
6E407581 591450 DSAP1 TO-BZ&P	.00	1,500.00	312.00	.00	.00	.00	-100.0%
TOTAL ENCPA MOBILITY	.00	1,604,348.00	2,143,982.00	2,004,035.26	.00	369,042.00	-82.8%
TOTAL ENCPA MOBILY NETWORK	.00	1,604,348.00	2,143,982.00	2,004,035.26	.00	369,042.00	-82.8%

09/28/2021 08:36  
6235msaw

BOARD OF COMMISSIONERS  
NEXT YEAR / CURRENT YEAR BUDGET ANALYSIS

P 95  
bgnyrpts

PROJECTION: 20221 2021/2022 BUDGET

FOR PERIOD 99

ACCOUNTS FOR:

CAP PROJECT-IMPACT FEES FUND	2020 ACTUAL	2021 ORIG BUD	2021 REVISED BUD	2021 ACTUAL	2021 PROJECTION	2022 FINAL	PCT CHANGE
<hr/>							
006 IMPACT FEES ORD 2016-02							
6I006519 531000 PROF SVCS	.00	820,432.00	820,432.00	.00	.00	900,000.00	9.7%
6I006519 562100 BLDG-VARIO	.00	3,722,483.00	4,032,333.00	.00	.00	5,612,855.00	39.2%
6I006521 564400 EQ-LAW ENF	.00	397,712.00	424,363.00	.00	.00	878,011.00	106.9%
6I006522 564300 EQUIP F&R	.00	163,463.00	222,414.00	.00	.00	915,795.00	311.8%
6I006572 563000 IMPR-OTHER	.00	393,851.00	396,461.00	.00	.00	9,976.00	-97.5%
TOTAL IMPACT FEES ORD 2016-0	.00	5,497,941.00	5,896,003.00	.00	.00	8,316,637.00	41.1%
<hr/>							
007 PARK & REC D502 ORD 2019-33							
6I007572 563000 IMPR-OTHER	.00	90,053.00	112,633.00	.00	.00	65,075.00	-42.2%
6I007572 563710 C0154 PARK CONST	.00	.00	.00	.00	.00	176,080.00	.0%
TOTAL PARK & REC D502 ORD 20	.00	90,053.00	112,633.00	.00	.00	241,155.00	114.1%
<hr/>							
008 PARK & REC D503 ORD 2019-33							
6I008572 563000 IMPR-OTHER	.00	607,590.00	1,054,058.00	.00	.00	1,842,045.00	74.8%
6I008572 563710 C0089 PARK CONST	.00	.00	.00	.00	.00	1,079,600.00	.0%
6I008572 563710 C0151 PARK CONST	.00	.00	.00	.00	.00	8,776.00	.0%
TOTAL PARK & REC D503 ORD 20	.00	607,590.00	1,054,058.00	.00	.00	2,930,421.00	178.0%
<hr/>							
009 PARK & REC D504 ORD 2019-33							
6I009572 563000 IMPR-OTHER	.00	59,265.00	69,574.00	.00	.00	108,697.00	56.2%
6I009572 563742 C0084 HILL.BPK I	.00	.00	.00	.00	.00	73,300.00	.0%
TOTAL PARK & REC D504 ORD 20	.00	59,265.00	69,574.00	.00	.00	181,997.00	161.6%
<hr/>							
010 PARK & REC D505 ORD 2019-33							
6I010572 563000 IMPR-OTHER	.00	143,802.00	180,899.00	.00	.00	70,230.00	-61.2%
6I010572 563710 C0088 PARK CONST	.00	.00	.00	.00	.00	286,390.00	.0%
TOTAL PARK & REC D505 ORD 20	.00	143,802.00	180,899.00	.00	.00	356,620.00	97.1%
<hr/>							
152 PLANNING DISTRICT 502							
6I152572 563000 IMPR-OTHER	.00	62,690.00	63,057.00	.00	.00	60,000.00	-4.8%
6I152572 563710 C0154 PARK CONST	.00	.00	.00	.00	.00	3,372.00	.0%
6I152581 591010 TO-GENERAL	.00	16.00	16.00	.00	.00	.00	-100.0%
6I152581 591040 TO-MSF	.00	32.00	32.00	.00	.00	.00	-100.0%
6I152581 591450 TO-BZ&P	.00	267.00	267.00	.00	.00	.00	-100.0%
TOTAL PLANNING DISTRICT 502	.00	63,005.00	63,372.00	.00	.00	63,372.00	.0%
<hr/>							
153 PLANNING DISTRICT 503							
6I153572 563000 IMPR-OTHER	.00	823,021.00	824,692.00	.00	.00	827,242.00	.3%

09/28/2021 08:36  
6235msaw

BOARD OF COMMISSIONERS  
NEXT YEAR / CURRENT YEAR BUDGET ANALYSIS

P 96  
bgnyrpts

PROJECTION: 20221 2021/2022 BUDGET

FOR PERIOD 99

ACCOUNTS FOR:

CAP PROJECT-IMPACT FEES FUND	2020 ACTUAL	2021 ORIG BUD	2021 REVISED BUD	2021 ACTUAL	2021 PROJECTION	2022 FINAL	PCT CHANGE
6I153581 591010 TO-GENERAL	.00	128.00	128.00	.00	.00	.00	-100.0%
6I153581 591040 TO-MSF	.00	255.00	255.00	.00	.00	.00	-100.0%
6I153581 591450 TO-BZ&P	.00	2,167.00	2,167.00	.00	.00	.00	-100.0%
TOTAL PLANNING DISTRICT 503	.00	825,571.00	827,242.00	.00	.00	827,242.00	.0%
154 PLANNING DISTRICT 504							
6I154572 563000 IMPR-OTHER	.00	41,292.00	41,363.00	.00	.00	41,432.00	.2%
6I154581 591010 TO-GENERAL	.00	3.00	3.00	.00	.00	.00	-100.0%
6I154581 591040 TO-MSF	.00	7.00	7.00	.00	.00	.00	-100.0%
6I154581 591450 TO-BZ&P	.00	59.00	59.00	.00	.00	.00	-100.0%
TOTAL PLANNING DISTRICT 504	.00	41,361.00	41,432.00	.00	.00	41,432.00	.0%
155 PLANNING DISTRICT 505							
6I155572 563000 IMPR-OTHER	.00	60,298.00	60,404.00	.00	.00	47,815.00	-20.8%
6I155572 563710 C0088 PARK CONST	.00	.00	.00	.00	.00	15,307.00	.0%
6I155581 591010 TO-GENERAL	.00	136.00	136.00	.00	.00	.00	-100.0%
6I155581 591040 TO-MSF	.00	272.00	272.00	.00	.00	.00	-100.0%
6I155581 591450 TO-BZ&P	.00	2,310.00	2,310.00	.00	.00	.00	-100.0%
TOTAL PLANNING DISTRICT 505	.00	63,016.00	63,122.00	.00	.00	63,122.00	.0%
157 REGIONAL PARK							
6I157581 591010 TO-GENERAL	.00	188.00	188.00	.00	.00	.00	-100.0%
6I157581 591040 TO-MSF	.00	375.00	375.00	.00	.00	.00	-100.0%
6I157581 591450 TO-BZ&P	.00	3,187.00	3,187.00	.00	.00	.00	-100.0%
6I157581 591680 WSRP TO-CP	.00	1,147,677.00	1,147,677.00	1,147,677.00	.00	.00	-100.0%
TOTAL REGIONAL PARK	.00	1,151,427.00	1,151,427.00	1,147,677.00	.00	.00	-100.0%
197 ADMINISTRATIVE FACILITY							
6I197581 591010 TO-GENERAL	.00	408.00	408.00	.00	.00	.00	-100.0%
6I197581 591040 TO-MSF	.00	815.00	815.00	.00	.00	.00	-100.0%
6I197581 591450 T/O BLDG	.00	6,922.00	6,922.00	.00	.00	.00	-100.0%
TOTAL ADMINISTRATIVE FACILIT	.00	8,145.00	8,145.00	.00	.00	.00	-100.0%
210 LAW ENFORCMENT							
6I210581 591010 TO-GENERAL	.00	53.00	53.00	.00	.00	.00	-100.0%
6I210581 591040 TO-MSF	.00	107.00	107.00	.00	.00	.00	-100.0%
6I210581 591450 T/O BLDG	.00	905.00	905.00	.00	.00	.00	-100.0%
TOTAL LAW ENFORCMENT	.00	1,065.00	1,065.00	.00	.00	.00	-100.0%
227 FIRE/RESCUE							
6I227581 591010 TO-GENERAL	.00	155.00	155.00	.00	.00	.00	-100.0%



09/28/2021 08:36  
6235msaw

BOARD OF COMMISSIONERS  
NEXT YEAR / CURRENT YEAR BUDGET ANALYSIS

P 97  
bgnyrpts

PROJECTION: 20221 2021/2022 BUDGET

FOR PERIOD 99

ACCOUNTS FOR:

CAP PROJECT-IMPACT FEES FUND	2020 ACTUAL	2021 ORIG BUD	2021 REVISED BUD	2021 ACTUAL	2021 PROJECTION	2022 FINAL	PCT CHANGE
6I227581 591040 TO-MSF	.00	310.00	310.00	.00	.00	.00	-100.0%
6I227581 591450 T/O BLDG	.00	2,633.00	2,633.00	.00	.00	.00	-100.0%
6I227581 591680 ST71 TO-CP	.00	725,000.00	725,000.00	725,000.00	.00	.00	-100.0%
TOTAL FIRE/RESCUE	.00	728,098.00	728,098.00	725,000.00	.00	.00	-100.0%
TOTAL CAP PROJECT-IMPACT FEE	.00	9,280,339.00	10,197,070.00	1,872,677.00	.00	13,021,998.00	27.7%

09/28/2021 08:36  
6235msaw

BOARD OF COMMISSIONERS  
NEXT YEAR / CURRENT YEAR BUDGET ANALYSIS

P 98  
bgnyrpts

PROJECTION: 20221 2021/2022 BUDGET

FOR PERIOD 99

ACCOUNTS FOR:

NC MOBILITY FEE FUND	2020 ACTUAL	2021 ORIG BUD	2021 REVISED BUD	2021 ACTUAL	2021 PROJECTION	2022 FINAL	PCT CHANGE
<hr/>							
408 ZONE 1-EAST OF I-95							
6M408541 531000 PROF SVCS	720.00	.00	6,126.00	2,122.50	.00	900.00	-85.3%
6M408541 531400 PS-ENGINEE	8,678.84	131,123.00	124,997.00	.00	.00	.00	-100.0%
6M408541 563100 RD CONSTRU	.00	1,193,960.00	1,193,960.00	.00	.00	204,419.00	-82.9%
6M408581 591010 TO-GENERAL	.00	400.00	400.00	.00	.00	.00	-100.0%
6M408581 591040 TO-MSF	.00	400.00	400.00	.00	.00	.00	-100.0%
6M408581 591450 TO-BZ&P	.00	5,496.00	5,496.00	.00	.00	.00	-100.0%
6M408581 591630 WBEXT TO-CP-TRAN	.00	4,316,600.00	4,316,600.00	4,316,600.00	.00	2,501,075.00	-42.1%
6M408599 599083 RES-CAP PL	.00	187,045.00	902,991.00	.00	.00	902,991.00	.0%
TOTAL ZONE 1-EAST OF I-95	9,398.84	5,835,024.00	6,550,970.00	4,318,722.50	.00	3,609,385.00	-44.9%
<hr/>							
409 ZONE 3-WEST OF I-95							
6M409541 531000 PROF SVCS	720.00	.00	563.00	562.50	.00	.00	-100.0%
6M409541 531400 PS-ENGINEE	8,495.94	132,843.00	132,280.00	.00	.00	.00	-100.0%
6M409541 563100 RD CONSTRU	.00	487,574.00	487,574.00	.00	.00	230,779.00	-52.7%
6M409541 563100 C0041 RD CONSTRU	.00	.00	.00	.00	.00	288,463.00	.0%
6M409541 563365 C0041 ENG&DESIGN	.00	.00	.00	.00	.00	50,000.00	.0%
6M409581 591010 TO-GENERAL	.00	175.00	175.00	.00	.00	.00	-100.0%
6M409581 591040 TO-MSF	.00	175.00	175.00	.00	.00	.00	-100.0%
6M409581 591450 TO-BZ&P	.00	1,383.00	1,383.00	.00	.00	.00	-100.0%
6M409599 599083 RES-CAP PL	.00	1,545,957.00	1,260,800.00	.00	.00	1,539,750.00	22.1%
TOTAL ZONE 3-WEST OF I-95	9,215.94	2,168,107.00	1,882,950.00	562.50	.00	2,108,992.00	12.0%
TOTAL NC MOBILITY FEE FUND	18,614.78	8,003,131.00	8,433,920.00	4,319,285.00	.00	5,718,377.00	-32.2%

09/28/2021 08:36  
6235msaw

BOARD OF COMMISSIONERS  
NEXT YEAR / CURRENT YEAR BUDGET ANALYSIS

P 99  
bgnyrpts

PROJECTION: 20221 2021/2022 BUDGET

FOR PERIOD 99

ACCOUNTS FOR:

WATER & SEWER FUND	2020 ACTUAL	2021 ORIG BUD	2021 REVISED BUD	2021 ACTUAL	2021 PROJECTION	2022 FINAL	PCT CHANGE
005 GRANTS							
71005535 531000 ABWST PROF SVCS	189,646.94	.00	.00	199,264.64	.00	.00	.0%
TOTAL GRANTS	189,646.94	.00	.00	199,264.64	.00	.00	.0%
500 WATER & SEWER OPERATIONS							
71500533 546533 RM-WAT SYS	75,081.42	230,000.00	92,759.00	92,758.73	.00	.00	-100.0%
71500533 549000 OT CUR CHG	15,000.00	.00	.00	.00	.00	.00	.0%
71500533 549006 PERMIT FEE	2,000.00	2,000.00	2,000.00	.00	.00	2,000.00	.0%
71500533 562002 BPS BLDG IMPRO	.00	1,876,000.00	2,576,704.00	20,633.60	.00	4,300,000.00	66.9%
71500533 563552 WHSPM WATER IMPV	.00	104,980.00	104,980.00	.00	.00	.00	-100.0%
71500533 564002 GENER EQ50000 OG	.00	195,268.00	280,670.00	178,795.27	.00	117,138.00	-58.3%
71500535 531400 PS-ENGINEE	.00	25,000.00	.00	.00	.00	.00	.0%
71500535 543003 SLUDGE REM	28,812.77	45,000.00	37,095.00	26,710.03	.00	40,000.00	7.8%
71500535 546535 RM-WW SYST	45,166.14	.00	13,089.00	13,089.30	.00	.00	-100.0%
71500535 546535 WWBLO RM-WW SYST	1,893.33	.00	.00	.00	.00	.00	.0%
71500535 549006 PERMIT FEE	.00	5,000.00	5,000.00	500.00	.00	.00	-100.0%
71500535 563551 ABWSD WW IMPROV	.00	.00	622,200.00	350,547.39	.00	.00	-100.0%
71500535 563551 LSSS WW IMPROV	.00	.00	36,430.00	36,430.34	.00	225,000.00	517.6%
71500535 563551 RASS WW IMPROV	.00	186,000.00	186,000.00	8,503.50	.00	.00	-100.0%
71500535 563551 WWBLO WW IMPROV	.00	70,000.00	70,000.00	.00	.00	.00	-100.0%
71500535 563551 WWEF WW IMPROV	.00	535,000.00	535,000.00	537,071.20	.00	467,996.00	-12.5%
71500535 563551 WWSC WW IMPROV	.00	831,253.00	831,253.00	407,849.50	.00	423,404.00	-49.1%
71500535 564002 EMERG EQ50000 OG	.00	180,557.00	144,127.00	.00	.00	.00	-100.0%
71500536 512000 REG SALARY	446,580.04	139,848.00	139,848.00	137,571.95	.00	72,405.00	-48.2%
71500536 512000 COVID REG SALARY	5,026.67	.00	.00	.00	.00	.00	.0%
71500536 512002 SAL ON CAL	8,480.00	.00	460.00	460.00	.00	.00	-100.0%
71500536 514000 OVERTIME	15,328.11	6,180.00	3,620.00	3,193.33	.00	3,090.00	-14.6%
71500536 514000 HDORI OVERTIME	10.05	.00	.00	.00	.00	.00	.0%
71500536 514001 COVID DOUBLE TIM	8,589.98	.00	1,722.00	1,721.69	.00	.00	-100.0%
71500536 521010 FICA TAXES	27,520.16	9,054.00	9,054.00	7,850.55	.00	4,681.00	-48.3%
71500536 521010 COVID FICA TAXES	791.22	.00	91.00	91.24	.00	.00	-100.0%
71500536 521010 HDORI FICA TAXES	.60	.00	.00	.00	.00	.00	.0%
71500536 521020 MEDICARE T	6,436.33	2,117.00	2,117.00	1,835.95	.00	1,095.00	-48.3%
71500536 521020 COVID MEDICARE T	184.99	.00	21.00	21.35	.00	.00	-100.0%
71500536 521020 HDORI MEDICARE T	.14	.00	.00	.00	.00	.00	.0%
71500536 522000 RETIREMENT	42,290.88	14,139.00	15,353.00	14,545.18	.00	7,225.00	-52.9%
71500536 522000 COVID RETIREMENT	1,251.82	.00	3,386.00	269.97	.00	.00	-100.0%
71500536 522000 HDORI RETIREMENT	.85	.00	.00	.00	.00	.00	.0%
71500536 522068 RET-GASB	23,133.81	.00	.00	.00	.00	.00	.0%
71500536 523010 L & H INS	85,408.09	27,857.00	18,166.00	16,449.68	.00	22,460.00	23.6%
71500536 523010 COVID L & H INS	2,379.33	.00	26,852.00	623.54	.00	.00	-100.0%

09/28/2021 08:36  
6235msaw

BOARD OF COMMISSIONERS  
NEXT YEAR / CURRENT YEAR BUDGET ANALYSIS

P 100  
bgnyrpts

PROJECTION: 20221 2021/2022 BUDGET

FOR PERIOD 99

ACCOUNTS FOR:

WATER & SEWER FUND			2020 ACTUAL	2021 ORIG BUD	2021 REVISED BUD	2021 ACTUAL	2021 PROJECTION	2022 FINAL	PCT CHANGE
71500536	523010	HDORI L & H INS	2.94	.00	.00	.00	.00	.00	.0%
71500536	523020	RET-HEALTH	7,794.45	.00	26,852.00	32,754.98	.00	.00	-100.0%
71500536	524010	WKRS COMP	18,967.33	5,007.00	8,327.00	8,326.83	.00	2,208.00	-73.5%
71500536	526000	OPEB	9,680.56	8,391.00	8,391.00	.00	.00	4,344.00	-48.2%
71500536	531000	PROF SVCS	705,533.09	2,137,482.00	2,311,023.00	2,281,394.79	.00	2,291,028.00	-.9%
71500536	531031	EMPLOY PHY	75.00	.00	.00	.00	.00	.00	.0%
71500536	531035	DRUG TEST	50.00	.00	.00	.00	.00	.00	.0%
71500536	531100	PS-LAB COS	23,002.30	.00	4,674.00	2,337.00	.00	.00	-100.0%
71500536	531400	PS-ENGINEE	43,962.75	.00	2,475.00	2,475.00	.00	43,000.00	1637.4%
71500536	532000	ACCT&AUDIT	.00	1,000.00	.00	.00	.00	30,000.00	.0%
71500536	534000	OT CONT SV	1,039.02	840.00	840.00	.00	.00	.00	-100.0%
71500536	534013	CS-LANDSCA	6,384.45	8,200.00	.00	.00	.00	.00	.0%
71500536	534240	CS-LINE LO	884.16	1,000.00	1,000.00	673.12	.00	1,000.00	.0%
71500536	541000	COMMUNICAT	5,268.98	1,130.00	2,293.00	2,293.42	.00	3,231.00	40.9%
71500536	541020	POSTAGE	11.50	.00	.00	.00	.00	.00	.0%
71500536	542000	FREIG/POST	.50	300.00	300.00	.00	.00	.00	-100.0%
71500536	543000	UTILITY SV	246,799.26	301,000.00	273,904.00	300,494.45	.00	320,703.00	17.1%
71500536	544000	RENT&LEASE	5,139.64	17,000.00	33,666.00	27,501.25	.00	3,450.00	-89.8%
71500536	545000	INSURANCE	20,176.70	13,150.00	20,586.00	20,586.42	.00	25,550.00	24.1%
71500536	546000	RPR&MAINT	26,898.69	40,000.00	32,643.00	26,770.12	.00	.00	-100.0%
71500536	546000	RNRWRP RPR&MAINT	.00	.00	987,241.00	230,000.04	.00	1,017,241.00	3.0%
71500536	546020	MAIN SVC C	1,969.58	5,621.00	5,621.00	2,062.10	.00	1,248.00	-77.8%
71500536	546030	R&M-BLDGS	760.15	15,000.00	10,629.00	9,210.60	.00	.00	-100.0%
71500536	547000	PRINT&BIND	.00	3,000.00	.00	.00	.00	.00	.0%
71500536	549000	OT CUR CHG	500.00	100.00	175.00	175.00	.00	.00	-100.0%
71500536	549002	ADVERTISIN	794.98	.00	2,389.00	2,055.38	.00	2,000.00	-16.3%
71500536	549006	PERMIT FEE	75.00	75.00	75.00	.00	.00	75.00	.0%
71500536	549061	UNIFORM RE	567.85	.00	164.00	163.85	.00	.00	-100.0%
71500536	549081	BACKGROUND	101.50	.00	.00	.00	.00	.00	.0%
71500536	549112	BANK FEES	35,604.77	39,000.00	24,331.00	24,161.64	.00	28,000.00	15.1%
71500536	549201	HEP B VACC	235.00	.00	.00	.00	.00	.00	.0%
71500536	549403	INS CLAIMS	.00	100.00	2,539.00	2,538.28	.00	.00	-100.0%
71500536	551000	OFFICE SUP	1,114.12	.00	.00	.00	.00	.00	.0%
71500536	552000	MISC SUPPL	1,519.06	.00	225.00	225.27	.00	.00	-100.0%
71500536	552020	GAS/OIL&LU	7,542.78	.00	36.00	35.75	.00	.00	-100.0%
71500536	552030	JANITOR SU	1,373.86	.00	.00	.00	.00	.00	.0%
71500536	552040	TOOLS&SMI	5,483.16	.00	.00	.00	.00	.00	.0%
71500536	552050	UNIFORMS	740.00	.00	.00	.00	.00	.00	.0%
71500536	552051	SAFETY APP	1,716.46	.00	300.00	300.00	.00	.00	-100.0%
71500536	552401	CHEMICALS	55,702.98	.00	.00	.00	.00	.00	.0%
71500536	552402	METER&PVC	1,262.75	10,000.00	.00	.00	.00	.00	.0%
71500536	552403	LAB SUPPL	1,941.57	.00	.00	.00	.00	.00	.0%
71500536	552640	EQUIP-<\$750	5,995.70	.00	11,252.00	11,251.66	.00	5,000.00	-55.6%
71500536	554000	DUES/SUBSC	.00	.00	200.00	200.00	.00	.00	-100.0%

09/28/2021 08:36  
6235msaw

BOARD OF COMMISSIONERS  
NEXT YEAR / CURRENT YEAR BUDGET ANALYSIS

P 101  
bgnyrpts

PROJECTION: 20221 2021/2022 BUDGET

FOR PERIOD 99

ACCOUNTS FOR:

WATER & SEWER FUND			2020 ACTUAL	2021 ORIG BUD	2021 REVISED BUD	2021 ACTUAL	2021 PROJECTION	2022 FINAL	PCT CHANGE
71500536	555000	TRAINING	1,557.85	.00	2,308.00	.00	.00	.00	-100.0%
71500536	559110	DEPR-W&S	884,749.76	.00	.00	768,281.52	.00	.00	.0%
71500536	564000	EQUIPMENT	.00	4,000.00	5,534.00	5,534.08	.00	.00	-100.0%
71500536	564002	FRP EQ50000 OG	.00	.00	.00	82,231.49	.00	.00	.0%
71500581	591010	IND C-BOCC	64,300.00	64,300.00	64,300.00	64,300.00	.00	64,300.00	.0%
71500581	591010	ABWSD TO-GENERAL	.00	.00	.00	331,604.00	.00	.00	.0%
71500581	591016	TO-G-IT	819.32	800.00	800.00	.00	.00	800.00	.0%
71500590	593000	R2013 N/O-INTERE	199,466.25	177,859.00	177,859.00	94,385.00	.00	166,948.00	-6.1%
71500590	595000	R2013 PRINCIPAL	.00	1,015,000.00	1,015,000.00	1,015,000.00	.00	1,040,000.00	2.5%
71500590	595009	R2013 AMOR-RLOSS	44,889.52	.00	.00	.00	.00	.00	.0%
TOTAL WATER & SEWER OPERATIO			3,283,822.02	8,354,608.00	10,795,949.00	7,206,846.33	.00	10,736,620.00	- .5%
504	NAU BILLING								
71504536	512000	REG SALARY	61,244.54	.00	.00	.00	.00	.00	.0%
71504536	512000	COVID REG SALARY	9,193.24	.00	.00	.00	.00	.00	.0%
71504536	514000	OVERTIME	1,236.58	.00	.00	.00	.00	.00	.0%
71504536	514001	COVID DOUBLE TIM	.00	.00	.00	.00	.00	.00	.0%
71504536	521010	FICA TAXES	4,101.84	.00	.00	.00	.00	.00	.0%
71504536	521010	COVID FICA TAXES	56.94	.00	.00	.00	.00	.00	.0%
71504536	521020	MEDICARE T	959.37	.00	.00	.00	.00	.00	.0%
71504536	521020	COVID MEDICARE T	13.32	.00	.00	.00	.00	.00	.0%
71504536	522000	RETIREMENT	6,098.11	.00	.00	.00	.00	.00	.0%
71504536	522000	COVID RETIREMENT	108.12	.00	.00	.00	.00	.00	.0%
71504536	523010	L & H INS	12,682.23	.00	545.00	545.39	.00	.00	-100.0%
71504536	523010	COVID L & H INS	216.17	.00	14.00	13.63	.00	.00	-100.0%
71504536	524010	WKRS COMP	104.30	.00	.00	22.37	.00	.00	.0%
71504536	524010	COVID WKRS COMP	.00	.00	22.00	.00	.00	.00	-100.0%
71504536	534000	OT CONT SV	95.98	.00	.00	.00	.00	.00	.0%
71504536	541000	COMMUNICAT	.00	6,250.00	6,750.00	.00	.00	.00	-100.0%
71504536	542000	FREIG/POST	18,477.99	25,140.00	32,240.00	22,304.50	.00	25,000.00	-22.5%
71504536	544000	RENT&LEASE	986.05	27,100.00	.00	.00	.00	19,992.00	.0%
71504536	546020	MAIN SVC C	14,558.27	15,251.00	15,251.00	13,946.40	.00	15,710.00	3.0%
71504536	547000	PRINT&BIND	6,239.63	6,000.00	5,000.00	2,995.80	.00	.00	-100.0%
71504536	549000	OT CUR CHG	649.00	2,650.00	2,650.00	831.86	.00	.00	-100.0%
71504536	549009	COLL FEES	.00	150.00	150.00	.00	.00	.00	-100.0%
71504536	551000	OFFICE SUP	157.76	.00	.00	.00	.00	.00	.0%
71504536	552000	MISC SUPPL	1,193.01	.00	468.00	468.12	.00	.00	-100.0%
71504536	552640	EQUIP<\$750	57.68	.00	.00	.00	.00	.00	.0%
71504536	555000	TRAINING	.00	300.00	3,260.00	3,260.00	.00	.00	-100.0%
TOTAL NAU BILLING			138,628.40	82,841.00	66,350.00	44,388.07	.00	60,702.00	-8.5%
999	RESERVES								
71999599	599001	RES CONTIN	.00	298,430.00	298,430.00	.00	.00	603,690.00	102.3%

09/28/2021 08:36  
6235msaw

BOARD OF COMMISSIONERS  
NEXT YEAR / CURRENT YEAR BUDGET ANALYSIS

P 102  
bgnyrpts

PROJECTION: 20221 2021/2022 BUDGET

FOR PERIOD 99

ACCOUNTS FOR:

WATER & SEWER FUND			2020 ACTUAL	2021 ORIG BUD	2021 REVISED BUD	2021 ACTUAL	2021 PROJECTION	2022 FINAL	PCT CHANGE
71999599	599371	RES-R STAB	.00	272,267.00	272,267.00	.00	.00	.00	-100.0%
71999599	599900	CASH TO BE	.00	1,808,600.00	739,176.00	.00	.00	.00	-100.0%
71999599	599977	CSH-R&REPL	.00	217,220.00	238,895.00	.00	.00	237,572.00	-.6%
71999599	599978	CSH-CAPRES	.00	1,292,513.00	670,313.00	.00	.00	.00	-100.0%
TOTAL RESERVES			.00	3,889,030.00	2,219,081.00	.00	.00	841,262.00	-62.1%
TOTAL WATER & SEWER FUND			3,612,097.36	12,326,479.00	13,081,380.00	7,450,499.04	.00	11,638,584.00	-11.0%

09/28/2021 08:36  
6235msaw

BOARD OF COMMISSIONERS  
NEXT YEAR / CURRENT YEAR BUDGET ANALYSIS

P 103  
bgnyrpts

PROJECTION: 20221 2021/2022 BUDGET

FOR PERIOD 99

ACCOUNTS FOR:

AMERICAN BEACH W & S DISTRICT	2020 ACTUAL	2021 ORIG BUD	2021 REVISED BUD	2021 ACTUAL	2021 PROJECTION	2022 FINAL	PCT CHANGE
<hr/>							
500 WATER & SEWER OPERATIONS							
72500536 531000 ABWSD PROF SVCS	.00	.00	.00	.00	.00	15,500.00	.0%
72500536 531000 DEPA1 PROF SVCS	.00	.00	.00	.00	.00	12,000.00	.0%
72500536 563551 ABWSD WW IMPROV	.00	.00	.00	.00	.00	518,500.00	.0%
72500536 563552 ABWSD WATER IMPV	.00	.00	.00	.00	.00	231,500.00	.0%
72500581 591010 ABWSD TO-GENERAL	.00	.00	.00	.00	.00	274,130.00	.0%
72500599 599003 ABWSD RES CAP AL	.00	.00	.00	.00	.00	234,550.00	.0%
TOTAL WATER & SEWER OPERATIO	.00	.00	.00	.00	.00	1,286,180.00	.0%
TOTAL AMERICAN BEACH W & S D	.00	.00	.00	.00	.00	1,286,180.00	.0%
GRAND TOTAL	141,794,703.24	270,642,511.00	338,278,804.00	164,722,658.30	.00	327,883,310.00	-3.1%

\*\* END OF REPORT - Generated by Megan Sawyer \*\*