

RESOLUTION NO. 2017- 141

WHEREAS, on September 25, 2017 the Board of County Commissioners of Nassau County, Florida, held a public hearing on the tentative budget and the proposed millage rate pursuant to Section 200.065, Florida Statutes, for the Fiscal Year from October 1, 2017 to September 30, 2018.

WHEREAS, on October 9, 2017 the Board of County Commissioners of Nassau County, Florida, held a public meeting to finalize the 2017-2018 Budget to adopt the millage rate pursuant to Section 200.065, Florida Statutes.

BE IT THEREFORE RESOLVED that the Board of County Commissioners of Nassau County, Florida, in Regular Session duly assembled on the 9th day of October, 2017 hereby adopts the following millage rates individually for the Fiscal Year from October 1, 2017 to September 30, 2018:

GENERAL FUND	5.9768
COUNTY TRANSPORTATION	0.5902
TOTAL COUNTY WIDE MILLAGE	6.5670
MUNICIPAL SERVICE TAXING UNIT	1.6694
AMELIA ISLAND BEACH RENOURISHMENT MSTU	0.1021
REC & WATER CONSERVATION DIST. 1	<u>0.0000</u>
TOTAL MILLAGE	8.3385

The Fiscal Year 2017-2018 County Wide operating millage rate, excluding special districts is 6.5670 mills, which is more than the rolled back rate of 6.1891 mills by 6.11 percent.

The Fiscal Year 2017-2018 Municipal Service Taxing Unit operating millage rate is 1.6694 mills, which is more than the rolled back rate of 1.5955 mills by 4.63 percent.

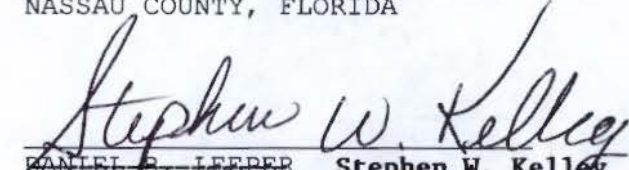
The Fiscal Year 2017-2018 Nassau County Recreation and Water Conservation and Control District 1 operating millage is 0.0000 mills. There was no tax levied in Fiscal Year 2016-2017.

The Fiscal Year 2017-2018 Amelia Island Beach Renourishment MSTU operating millage rate is 0.1021 mills, which is more than the rolled back rate of 0.0948 mills by 7.70 percent.


The Fiscal Year 2017-2018 Total County Aggregate operating millage rate is 7.8120 mills, which is more than the rolled back rate of 7.3732 mills by 5.95 percent.

ADOPTED this 9th day of October, 2017.

BOARD OF COUNTY COMMISSIONERS
NASSAU COUNTY, FLORIDA



~~DANIEL B. LEEPER~~ **Stephen W. Kelley**
Its: ~~Chair~~ **Vice Chair**

ATTEST AS TO CHAIRMAN'S
SIGNATURE:


p.p. John A. Crawford

JOHN A. CRAWFORD
Its: Ex-Officio Clerk

Approved as to form by the
Nassau County Attorney:


MICHAEL S. MULLIN

RESOLUTION NO. 2017-142

WHEREAS, on September 25, 2017 the Board of County Commissioners of Nassau County, Florida held a public hearing on the tentative budget and the proposed millage rate pursuant to Section 200.065, Florida Statutes, for the Fiscal Year from October 1, 2017 to September 30, 2018.


WHEREAS, on October 9, 2017 the Board of County Commissioners of Nassau County, Florida, held a public meeting to finalize the 2017-2018 Budget to adopt the millage rate pursuant to Section 200.065, Florida Statutes.

BE IT THEREFORE RESOLVED that the Board of County Commissioners of Nassau County, Florida in Regular Session duly assembled on the 9th day of October, 2017 hereby adopts the following budgets as stated below for the Fiscal Year from October 1, 2017 to September 30, 2018:

County Wide excluding dependent districts	\$ 184,716,965
Municipal Service Taxing Unit	\$ 18,211,969
Amelia Island Beach Renourishment MSTU	\$ 636,154
Recreation & Water Conservation Dist. 1	\$ 0
TOTAL BUDGET	<u>\$ 203,565,088</u>

ADOPTED this 9th day of October, 2017.

BOARD OF COUNTY COMMISSIONERS
NASSAU COUNTY, FLORIDA


~~DANIEL B. LEEPER~~ **Stephen W. Kelley**
Its: ~~Chair~~ **Vice Chair**

ATTEST AS TO CHAIRMAN'S
SIGNATURE:

Michael L. Davoli
P.p. John A. Crawford

JOHN A. CRAWFORD

Its: Ex-Officio Clerk

Approved as to form by the
Nassau County Attorney:

[Signature]

MICHAEL S. MULLIN

FY 17/18

FINAL BUDGET

**AD VALOREM
TAXING FUNDS SUMMARY**

FY 2017-2018 BUDGET REQUEST
GRAND SUMMARY

AD VALOREM TAXING FUNDS

	Object	FY 2017-2018 Requested	FY 2016-2017 Original Budget	FY 2015-2016 Original Budget	FY 2014-2015 Original Budget	FY 2013-2014 Original Budget
TOTAL REVENUES (External)	3xxxxx	24,850,561	25,563,147	20,541,208	19,109,442	19,655,979
Expenditures						
Regular Salaries w/ Step&COLA	512xxx	15,603,090	15,189,463	13,874,773	12,996,271	12,783,404
Other Salaries	513xxx	23,875	38,375	57,895	39,795	34,795
Garcia-F/R ONLY	514002	466,722	743,936	713,522	665,095	639,282
Overtime	514000	1,852,194	1,819,028	1,736,460	1,706,596	1,591,845
Education Pays-F/R ONLY	515000	19,920	21,120	18,600	18,000	17,280
FICA Taxes	521010	1,113,876	1,098,343	1,015,732	953,657	931,377
Medicare	521020	260,507	258,274	237,821	223,673	218,466
Retirement (FRS)	522000	2,918,403	2,827,820	2,592,859	2,249,111	2,055,437
Life & Health Insurance	523010	6,074,647	5,205,902	4,837,151	4,462,550	4,359,168
Workers' Compensation	524010	1,026,443	1,079,418	1,020,943	1,071,816	1,020,344
Unemployment Compensation	525000	10,000	-	-	5,000	10,145
Total Personal Services		29,369,677	28,281,679	26,105,756	24,391,564	23,661,543
Professional Services	531000	2,349,167	1,659,755	945,875	868,185	892,963
Contractual Services	534000	2,694,553	586,172	366,222	371,334	602,370
Travel & Per Diem	540000	68,623	70,581	56,632	58,852	57,519
Communications	541000	647,087	554,360	496,012	471,561	461,982
Postage	542000	49,030	49,453	56,188	61,260	58,540
Utility Services	543000	881,420	831,716	722,285	719,383	771,919
Rentals & Leases	544000	262,056	246,682	192,971	192,622	193,544
Insurance	545000	605,790	673,341	655,426	629,837	638,946
Repairs & Maintenance	546000	6,428,118	4,495,081	3,173,836	2,039,024	2,310,545
Printing & Binding	547000	34,260	37,440	24,475	22,365	30,133
Promotional Activities	548000	8,600	3,600	-	-	-
Other Current Chrgs & Oblig	549000	2,269,366	2,447,128	2,259,309	2,342,624	1,901,283
Office Supplies	551000	37,650	34,750	32,813	34,598	35,874
Operating Supplies	552000	1,543,413	1,453,073	1,454,155	1,400,134	1,317,410
Equipment less than \$750	552640	150,253	71,675	204,648	51,414	64,249
Software	552646	-	11,874	9,654	13,906	21,663
Materials & Supply-R&B ONLY	553010	322,000	320,000	320,000	330,000	300,000
Books, Dues & Subscrpts	554000	102,797	106,460	95,772	86,628	96,030
Training	555000	177,215	137,643	102,714	81,851	86,059
Total Operating		18,631,398	13,790,784	11,168,987	9,775,578	9,841,029
Permits	562113	-	-	-	-	-
Buildings (Already Approved)	562xxx	3,188,703	2,104,352	454,950	-	762,382
Improvements (Already Approved)	563xxx	1,265,655	853,275	407,498	576,402	1,283,444
Equipment \$750 to \$4999	564000	275,421	89,774	277,936	21,538	84,985
Equipment greater than \$5000	564001	4,075,844	2,694,620	2,943,475	2,003,188	221,997
Books and Library Materials	566xxx	118,233	106,575	105,000	100,847	102,037
Total Capital (Equipment)		8,923,856	5,848,596	4,188,859	2,701,975	2,454,845
Debt Service	57xxxx	2,870,481	2,870,481	2,873,881	2,335,350	2,387,950
Grants & Aids	58xxxx	2,003,220	2,019,411	1,983,076	2,327,021	1,959,874
Other Uses	59xxxx	46,964,366	46,885,696	42,516,505	40,366,955	37,975,776
Total Debt Service, Grants & Other		51,838,067	51,775,588	47,373,462	45,029,326	42,323,600
TOTAL EXPENDITURES		108,762,998	99,696,647	88,837,064	81,898,442	78,281,017
Dept Expenditures minus Dept Revenues		83,912,437	74,133,500	68,295,856	62,789,000	58,625,038
AD VALOREM		57,702,891	53,537,422	50,561,088	47,976,870	40,023,845
OTHER GOVERNMENT SOURCES (estimated)		12,596,061	11,481,924	9,559,036	8,975,323	8,628,246
TRANSFER - ONE CENT USED FOR OPERATIONS		10,689,843	9,114,154	5,861,493	5,481,989	5,254,800
RESERVES USED FOR OPERATIONS		2,923,642	-	2,314,239	354,818	4,718,147
		83,912,437	74,133,500	68,295,856	62,789,000	58,625,038

**FY 2017-2018 BUDGET REQUEST
SUMMARY
BOCC DEPARTMENTS**

		FY 2017-2018	FY 2016-2017	FY 2015-2016	FY 2014-2015	FY 2013-2014
	Object	Requested	Original Budget	Original Budget	Original Budget	Original Budget
TOTAL REVENUES (External)	3xxxxx	11,309,466	8,543,021	5,534,071	4,224,806	5,928,600
Expenditures						
Regular Salaries	512xxx	15,575,926	15,170,545	13,874,773	12,996,271	12,783,404
Other Salaries	513xxx	23,875	38,375	57,895	39,795	34,795
Garcia-F/R ONLY	514002	466,722	743,936	713,522	665,095	639,282
Overtime	514000	1,852,194	1,819,028	1,736,460	1,706,596	1,591,845
Education Pays-F/R ONLY	515000	19,920	21,120	18,600	18,000	17,280
FICA Taxes	521010	1,112,192	1,097,171	1,015,732	953,657	931,377
Medicare	521020	260,113	258,000	237,821	223,673	218,466
Retirement (FRS)	522000	2,916,252	2,826,398	2,592,859	2,249,111	2,055,437
Life & Health Insurance	523010	3,762,880	3,192,467	2,964,980	2,732,189	2,695,657
Workers' Compensation	524010	758,924	785,509	722,200	738,932	686,853
Unemployment Compensation	525000	10,000	-	-	5,000	10,145
Total Personal Services		26,758,998	25,952,549	23,934,842	22,328,319	21,664,541
Professional Services	531000	2,089,167	1,395,862	733,567	632,155	729,964
Contractual Services	534000	611,114	502,733	282,783	287,895	304,201
Travel & Per Diem	540000	68,623	70,581	56,632	58,852	56,007
Communications	541000	646,433	552,794	495,328	470,877	448,262
Postage	542000	28,230	28,953	23,308	28,380	25,660
Utility Services	543000	860,420	810,716	701,285	698,383	698,419
Rentals & Leases	544000	262,056	246,682	192,971	192,622	188,317
Insurance	545000	510,115	565,891	545,345	526,881	538,668
Repairs & Maintenance	546000	6,203,118	4,473,541	3,149,836	2,015,024	2,282,729
Printing & Binding	547000	21,630	24,510	20,475	22,340	30,133
Promotional Activities	548000	8,600	3,600	-	-	-
Other Current Chrgs & Oblig	549000	626,149	618,473	409,787	460,014	420,223
Office Supplies	551000	37,650	34,650	32,615	34,425	35,750
Operating Supplies	552000	1,513,413	1,453,073	1,454,155	1,400,134	1,314,410
Equipment less than \$750	552640	147,753	71,675	204,648	51,414	64,249
Software	552646	-	11,874	9,654	13,906	21,663
Materials & Supply-R&B ONLY	553010	320,000	320,000	320,000	330,000	300,000
Books, Dues & Subscriptions	554000	102,797	106,460	95,772	86,628	93,335
Training	555000	175,215	137,643	102,714	81,851	85,559
Total Operating		14,232,483	11,429,711	8,830,875	7,391,781	7,637,549
Permits	562113	-	-	-	-	-
Buildings (Already Approved)	562xxx	3,188,703	2,104,352	454,950	-	762,382
Improvements (Already Approved)	563xxx	1,259,351	846,971	258,622	557,775	1,250,417
Equipment \$750 to \$4999	564000	275,421	89,774	277,936	21,538	84,985
Equipment greater than \$5000	564001	4,075,844	2,694,620	2,943,475	2,003,188	221,997
Books & Materials-Library ONLY	566xxx	118,233	106,575	105,000	100,847	102,037
Total Capital		8,917,552	5,842,292	4,039,983	2,683,348	2,421,818
Debt Service	57xxxx	550,731	550,731	550,731	-	-
Grants & Aids	58xxxx	-	-	-	350,000	-
Other Uses	59xxxx	100,944	101,537	101,387	102,087	102,087
Total Debt Service, Grants & Other		651,675	652,268	652,118	452,087	102,087
TOTAL EXPENDITURES		50,560,708	43,876,820	37,457,818	32,855,535	31,825,995
Dept Expenditures minus Dept Revenues		39,251,242	35,333,799	31,923,747	28,630,729	25,897,395

FY 2017-2018 BUDGET REQUEST
SUMMARY

CONSTITUTIONAL OFFICERS (Ad Valorem Taxing Funds)

	Object	FY 2017-2018 Requested	FY 2016-2017 Original Budget	FY 2015-2016 Original Budget	FY 2014-2015 Original Budget	FY 2013-2014 Original Budget
TOTAL REVENUES (External)	3xxxxx	651,775	699,695	685,635	559,953	547,310
Expenditures						
Regular Salaries w/ Step&COLA	512xxx	-	-	-	-	-
Other Salaries	513xxx	-	-	-	-	-
Garcia-F/R ONLY	514002	-	-	-	-	-
Overtime	514000	-	-	-	-	-
Education Pays-F/R ONLY	515000	-	-	-	-	-
FICA Taxes	521010	-	-	-	-	-
Medicare	521020	-	-	-	-	-
Retirement (FRS)	522000	-	-	-	-	-
Life & Health Insurance	523010	2,309,217	2,011,867	1,872,171	1,730,361	1,663,511
Workers' Compensation	524010	256,957	283,517	288,743	322,884	322,491
Unemployment Compensation	525000	-	-	-	-	-
Total Personal Services		2,566,174	2,295,384	2,160,914	2,053,245	1,986,002
Professional Services	531000	-	-	-	-	-
Contractual Services	534000	-	-	-	-	-
Travel & Per Diem	540000	-	-	-	-	-
Communications	541000	654	1,566	684	684	720
Postage	542000	20,800	20,500	32,880	32,880	32,880
Utility Services	543000	-	-	-	-	-
Rentals & Leases	544000	-	-	-	-	2,735
Insurance	545000	71,275	78,250	81,615	74,490	70,390
Repairs & Maintenance	546000	-	12,540	15,000	15,000	15,000
Printing & Binding	547000	12,630	12,930	4,000	25	-
Promotional Activities	548000	-	-	-	-	-
Other Current Chrgs & Oblig	549000	312,933	348,281	351,275	445,500	432,052
Office Supplies	551000	-	100	198	173	124
Operating Supplies	552000	-	-	-	-	-
Equipment less than \$750	552640	-	-	-	-	-
Software	552646	-	-	-	-	-
Materials & Supply-R&B ONLY	553010	-	-	-	-	-
Books, Dues & Subscrpts	554000	-	-	-	-	-
Training	555000	2,000	-	-	-	-
Total Operating		420,292	474,167	485,652	568,752	553,901
Permits	562113	-	-	-	-	-
Buildings (Already Approved)	562xxx	-	-	-	-	-
Improvements (Already Approved)	563xxx	-	-	-	-	-
Equipment \$750 to \$4999	564000	-	-	-	-	-
Equipment greater than \$5000	564001	-	-	-	-	-
Books and Library Materials	566xxx	-	-	-	-	-
Total Capital		-	-	-	-	-
Debt Service	57xxxx	-	-	-	-	-
Grants & Aids	58xxxx	-	-	-	-	-
Other Uses	59xxxx	29,440,756	26,750,965	25,582,340	24,075,036	23,256,488
Total Debt Service, Grants & Other		29,440,756	26,750,965	25,582,340	24,075,036	23,256,488
TOTAL EXPENDITURES		32,427,222	29,520,516	28,228,906	26,697,033	25,796,391
Dept Expenditures minus Dept Revenues		31,775,447	28,820,821	27,543,271	26,137,080	25,249,081

FY 2017-2018 BUDGET REQUEST
SUMMARY

ELECTIVE EXPENDITURES

		FY 2017-2018	FY 2016-2017	FY 2015-2016	FY 2014-2015	FY 2013-2014
	Object	Requested	Original Budget	Original Budget	Original Budget	Original Budget
TOTAL REVENUES (External)	3xxxxx	1,000	2,232,900	2,359,601	151,000	901,000
Expenditures						
Regular Salaries	512xxx	-	-	-	-	-
Other Salaries	513xxx	-	-	-	-	-
Garcia-F/R ONLY	514002	-	-	-	-	-
Overtime	514000	-	-	-	-	-
Education Pays-F/R ONLY	515000	-	-	-	-	-
FICA Taxes	521010	-	-	-	-	-
Medicare	521020	-	-	-	-	-
Retirement (FRS)	522000	-	-	-	-	-
Life & Health Insurance	523010	-	-	-	-	-
Workers' Compensation	524010	10,000	10,000	10,000	10,000	11,000
Unemployment Compensation	525000	-	-	-	-	-
Total Personal Services		10,000	10,000	10,000	10,000	11,000
Professional Services	531000	-	-	-	-	-
Contractual Services	534000	2,055,000	55,000	55,000	55,000	269,230
Travel & Per Diem	540000	-	-	-	-	-
Communications	541000	-	-	-	-	-
Postage	542000	-	-	-	-	-
Utility Services	543000	21,000	21,000	21,000	21,000	21,000
Rentals & Leases	544000	-	-	-	-	-
Insurance	545000	24,400	29,200	28,466	28,466	29,888
Repairs & Maintenance	546000	225,000	-	-	-	-
Printing & Binding	547000	-	-	-	-	-
Promotional Activities	548000	-	-	-	-	-
Other Current Chrgs & Oblig	549000	76,300	270,530	267,030	263,030	7,800
Office Supplies	551000	-	-	-	-	-
Operating Supplies	552000	30,000	-	-	-	-
Equipment less than \$750	552640	2,500	-	-	-	-
Software	552646	-	-	-	-	-
Materials & Supply-R&B ONLY	553010	2,000	-	-	-	-
Books, Dues & Subscrpts	554000	-	-	-	-	-
Training	555000	-	-	-	-	-
Total Operating		2,436,200	375,730	371,496	367,496	327,918
Permits	562113	-	-	-	-	-
Buildings (Already Approved)	562xxx	-	-	-	-	-
Improvements (Already Approved)	563xxx	-	-	-	-	-
Equipment \$750 to \$4999	564000	-	-	-	-	-
Equipment greater than \$5000	564001	-	-	-	-	-
Books and Library Materials	566xxx	-	-	-	-	-
Total Capital		-	-	-	-	-
Debt Service	57xxxx	-	-	-	-	-
Grants & Aids	58xxxx	1,898,454	1,896,174	1,895,174	1,893,874	1,893,374
Other Uses	59xxxx	2,004,015	3,735,915	2,362,616	154,015	2,404,015
Total Debt Service, Grants & Other		3,902,469	5,632,089	4,257,790	2,047,889	4,297,389
TOTAL EXPENDITURES		6,348,669	6,017,819	4,639,286	2,425,385	4,636,307
Dept Expenditures minus Dept Revenues		6,347,669	3,784,919	2,279,685	2,274,385	3,735,307

FY 2017-2018 BUDGET REQUEST
SUMMARY

REQUIRED EXPENDITURES

		FY 2017-2018	FY 2016-2017	FY 2015-2016	FY 2014-2015	FY 2013-2014
	Object	Requested	Original Budget	Original Budget	Original Budget	Original Budget
TOTAL REVENUES (External)	3xxxxx	145,575	176,180	258,086	185,774	118,538
Expenditures						
Regular Salaries	512xxx	27,164	18,918	-	-	-
Other Salaries	513xxx	-	-	-	-	-
Garcia-F/R ONLY	514002	-	-	-	-	-
Overtime	514000	-	-	-	-	-
Education Pays-F/R ONLY	515000	-	-	-	-	-
FICA Taxes	521010	1,684	1,172	-	-	-
Medicare	521020	394	274	-	-	-
Retirement (FRS)	522000	2,151	1,422	-	-	-
Life & Health Insurance	523010	2,550	1,568	-	-	-
Workers' Compensation	524010	562	392	-	-	-
Unemployment Compensation	525000	-	-	-	-	-
Total Personal Services		34,505	23,746	-	-	-
Professional Services	531000	260,000	263,893	212,308	236,030	162,999
Contractual Services	534000	28,439	28,439	28,439	28,439	28,939
Travel & Per Diem	540000	-	-	-	-	1,512
Communications	541000	-	-	-	-	13,000
Postage	542000	-	-	-	-	-
Utility Services	543000	-	-	-	-	52,500
Rentals & Leases	544000	-	-	-	-	2,492
Insurance	545000	-	-	-	-	-
Repairs & Maintenance	546000	-	9,000	9,000	9,000	12,816
Printing & Binding	547000	-	-	-	-	-
Promotional Activities	548000	-	-	-	-	-
Other Current Chrgs & Oblig	549000	1,253,984	1,209,844	1,231,217	1,174,080	1,041,208
Office Supplies	551000	-	-	-	-	-
Operating Supplies	552000	-	-	-	-	3,000
Equipment less than \$750	552640	-	-	-	-	-
Software	552646	-	-	-	-	-
Materials & Supply-R&B ONLY	553010	-	-	-	-	-
Books, Dues & Subscrptns	554000	-	-	-	-	2,695
Training	555000	-	-	-	-	500
Total Operating		1,542,423	1,511,176	1,480,964	1,447,549	1,321,661
Permits	562113	-	-	-	-	-
Buildings (Already Approved)	562xxx	-	-	-	-	-
Improvements (Already Approved)	563xxx	6,304	6,304	148,876	18,627	33,027
Equipment \$750 to \$4999	564000	-	-	-	-	-
Equipment greater than \$5000	564001	-	-	-	-	-
Books and Library Materials	566xxx	-	-	-	-	-
Total Capital		6,304	6,304	148,876	18,627	33,027
Debt Service	57xxxx	2,319,750	2,319,750	2,323,150	2,335,350	2,387,950
Grants & Aids	58xxxx	104,766	123,237	87,902	83,147	66,500
Other Uses	59xxxx	59,910	57,164	747,162	51,655	52,655
Total Debt Service, Grants & Other		2,484,426	2,500,151	3,158,214	2,470,152	2,507,105
TOTAL EXPENDITURES		4,067,658	4,041,377	4,788,054	3,936,328	3,861,793
Dept Expenditures minus Dept Revenues		3,922,083	3,865,197	4,529,968	3,750,554	3,743,255

FY 2017-2018 BUDGET REQUEST
SUMMARY
RESERVES

		FY 2017-2018	FY 2016-2017	FY 2015-2016	FY 2014-2015	FY 2013-2014
	Object	Requested	Original Budget	Original Budget	Original Budget	Original Budget
TOTAL REVENUES (External)	3xxxxx	12,742,745	13,911,351	11,703,815	13,987,909	12,160,531
Expenditures						
Regular Salaries	512xxx	-	-	-	-	-
Other Salaries	513xxx	-	-	-	-	-
Garcia-F/R ONLY	514002	-	-	-	-	-
Overtime	514000	-	-	-	-	-
Education Pays-F/R ONLY	515000	-	-	-	-	-
FICA Taxes	521010	-	-	-	-	-
Medicare	521020	-	-	-	-	-
Retirement (FRS)	522000	-	-	-	-	-
Life & Health Insurance	523010	-	-	-	-	-
Workers' Compensation	524010	-	-	-	-	-
Unemployment Compensation	525000	-	-	-	-	-
Total Personal Services		-	-	-	-	-
Professional Services	531000	-	-	-	-	-
Contractual Services	534000	-	-	-	-	-
Travel & Per Diem	540000	-	-	-	-	-
Communications	541000	-	-	-	-	-
Postage	542000	-	-	-	-	-
Utility Services	543000	-	-	-	-	-
Rentals & Leases	544000	-	-	-	-	-
Insurance	545000	-	-	-	-	-
Repairs & Maintenance	546000	-	-	-	-	-
Printing & Binding	547000	-	-	-	-	-
Promotional Activities	548000	-	-	-	-	-
Other Current Chrgs & Oblig	549000	-	-	-	-	-
Office Supplies	551000	-	-	-	-	-
Operating Supplies	552000	-	-	-	-	-
Equipment less than \$750	552640	-	-	-	-	-
Software	552646	-	-	-	-	-
Materials & Supply-R&B ONLY	553010	-	-	-	-	-
Books, Dues & Subscriptns	554000	-	-	-	-	-
Training	555000	-	-	-	-	-
Total Operating		-	-	-	-	-
Permits	562113	-	-	-	-	-
Buildings (Already Approved)	562xxx	-	-	-	-	-
Improvements (Already Approved)	563xxx	-	-	-	-	-
Equipment \$750 to \$4999	564000	-	-	-	-	-
Equipment greater than \$5000	564001	-	-	-	-	-
Books and Library Materials	566xxx	-	-	-	-	-
Total Capital		-	-	-	-	-
Debt Service	57xxxx	-	-	-	-	-
Grants & Aids	58xxxx	-	-	-	-	-
Other Uses	59xxxx	15,358,741	16,240,115	13,723,000	15,984,162	12,160,531
Total Debt Service, Grants & Other		15,358,741	16,240,115	13,723,000	15,984,162	12,160,531
TOTAL EXPENDITURES		15,358,741	16,240,115	13,723,000	15,984,162	12,160,531
Dept Expenditures minus Dept Revenues		2,615,996	2,328,764	2,019,185	1,996,253	-

FY 17/18

FINAL BUDGET

REVENUES

10/06/2017 18:38
6235cwo

BOARD OF COMMISSIONERS
NEXT YEAR / CURRENT YEAR BUDGET ANALYSIS

P 1
bgnrypts

PROJECTION: 2018 2017/2018 BUDGET

FOR PERIOD 99

ACCOUNTS FOR:

GENERAL FUND	2016 ACTUAL	2017 ORIG BUD	2017 REVISED BUD	2017 ACTUAL	2017 PROJECTION	2018 RECOMMENED	PCT CHANGE
01000000 GENERAL FUND							
01000000 311100 AD VALOREM	-38,540,617.03	-41,118,315.00	-41,118,315.00	-41,461,417.95	.00	-44,402,578.00	8.0%
01000000 311200 DEL AD VAL	-879,284.20	-617,230.00	-617,230.00	-106,161.08	.00	-750,000.00	21.5%
01000000 331101 CHLD SUPIN	-598.00	-500.00	-500.00	-659.00	.00	-600.00	20.0%
01000000 335120 ST REV SHA	-1,245,068.70	-1,241,849.00	-1,241,849.00	-1,301,709.80	.00	-1,294,735.00	4.3%
01000000 335130 LIC-INS AG	-28,397.64	-25,000.00	-25,000.00	-16,510.32	.00	-25,000.00	.0%
01000000 335150 LIC-ALCOHO	-20,799.58	-20,000.00	-20,000.00	-25,259.52	.00	-25,000.00	25.0%
01000000 335180 1/2C S TAX	-4,566,984.59	-4,745,176.00	-4,745,176.00	-4,453,911.15	.00	-5,062,753.00	6.7%
01000000 336000 PYMT-LIEU	-2,016.28	-1,800.00	-1,800.00	-1,979.59	.00	-2,000.00	11.1%
01000000 341300 CS ADM FEE	-479.00	-500.00	-500.00	-336.96	.00	-500.00	.0%
01000000 341840 ST-SALE TX	-147.93	-100.00	-100.00	-153.69	.00	-100.00	.0%
01000000 361101 INT-BANK	-5,827.08	-120,000.00	-119,427.00	-4,215.97	.00	-180,000.00	50.0%
01000000 361101 AMERB INT-BANK	.00	.00	.00	-86,901.42	.00	.00	.0%
01000000 361101 BUN01 INT-BANK	-5,529.77	.00	.00	.00	.00	.00	.0%
01000000 361101 BUN02 INT-BANK	-27,842.69	.00	.00	-1,431.39	.00	.00	.0%
01000000 361101 CBC1 INT-BANK	-3,652.06	.00	.00	-5,301.05	.00	.00	.0%
01000000 361101 EVRB INT-BANK	-44,564.81	.00	.00	-48,678.08	.00	.00	.0%
01000000 361161 EVRB5 CD INTERES	-5,126.04	.00	.00	-17,414.08	.00	.00	.0%
01000000 361161 EVRB6 CD INTERES	-42,575.76	.00	.00	-45,131.24	.00	.00	.0%
01000000 361161 EVRB8 CD INTERES	-29,772.78	.00	.00	-33,383.91	.00	.00	.0%
01000000 361200 DIVIDEND	-15.50	.00	.00	-69.37	.00	.00	.0%
01000000 362060 CNTY LEASE	-301.00	-300.00	-300.00	-302.00	.00	-300.00	.0%
01000000 364220 SURPL LAND	.00	.00	.00	-5,000.00	.00	.00	.0%
01000000 364410 SURP EQUIP	-372.00	.00	.00	.00	.00	.00	.0%
01000000 369300 SETTLEMENT	-21,597.92	.00	.00	-438.79	.00	.00	.0%
01000000 369900 MISC REV	-37,721.33	.00	.00	-955.62	.00	.00	.0%
01000000 369908 INS PROCEE	-469.35	.00	.00	-8,882.48	.00	.00	.0%
01000000 369910 REF PY-EXP	-54,656.34	.00	.00	-201,759.72	.00	.00	.0%
01000000 381090 TI-1 CENT	-2,936,842.00	-2,581,331.00	-2,581,331.00	-2,581,331.04	.00	-3,976,207.00	54.0%
01000000 381450 TI-B,Z & P	-92,170.00	-161,744.00	-161,744.00	-161,743.44	.00	-161,744.00	.0%
01000000 386201 CLERK RES EQ-CLK	-83,028.30	-20,000.00	-20,000.00	.00	.00	-20,000.00	.0%
01000000 386401 SHERF RES EQ-SHE	-776,883.67	-25,000.00	-25,000.00	.00	.00	-200,000.00	700.0%
01000000 386601 PROPA RES EQ-P/A	-156,215.00	-115,000.00	-115,000.00	.00	.00	-115,000.00	.0%
01000000 386701 TAXCO RES EQ-T/C	-285,449.48	-100,000.00	-100,000.00	.00	.00	-100,000.00	.0%
01000000 386801 SOE RES EQ-SOE	-29,561.53	-50,000.00	-50,000.00	.00	.00	-50,000.00	.0%
01000000 399100 CASH FWD	.00	.00	.00	.00	.00	-2,306,695.00	.0%
TOTAL GENERAL FUND	-49,924,567.36	-50,943,845.00	-50,943,272.00	-50,571,038.66	.00	-58,673,212.00	15.2%
01001511 BOARD OF CO COMMISSIONERS							
01001511 381040 TI-MUNICIP	-24,152.00	-24,152.00	-24,152.00	-24,152.04	.00	-24,152.00	.0%
01001511 381450 TI-B,Z & P	-4,500.00	-6,900.00	-6,900.00	-6,900.00	.00	-7,100.00	2.9%

10/06/2017 18:38
6235cwoo

BOARD OF COMMISSIONERS
NEXT YEAR / CURRENT YEAR BUDGET ANALYSIS

P 2
bgnyrpts

PROJECTION: 20181 2017/2018 BUDGET

FOR PERIOD 99

ACCOUNTS FOR:

GENERAL FUND	2016 ACTUAL	2017 ORIG BUD	2017 REVISED BUD	2017 ACTUAL	2017 PROJECTION	2018 RECOMMENED	PCT CHANGE
01001511 381700 TI-WAST MG	-9,988.00	.00	.00	.00	.00	.00	.0%
01001511 381710 F/M NAU	-2,300.00	-4,600.00	-4,600.00	-4,599.96	.00	-4,700.00	2.2%
TOTAL BOARD OF CO COMMISSION	-40,940.00	-35,652.00	-35,652.00	-35,652.00	.00	-35,952.00	.8%
01001513 BCC-FINANCIAL & ADMINISTRATIVE							
01001513 381040 TI-MUNICIP	-12,093.00	-12,093.00	-12,093.00	-12,093.00	.00	-12,093.00	.0%
TOTAL BCC-FINANCIAL & ADMINI	-12,093.00	-12,093.00	-12,093.00	-12,093.00	.00	-12,093.00	.0%
01001515 BCC-COMPREHENSIVE PLANNING							
01001515 399100 CASH FWD	.00	.00	.00	.00	.00	-47,475.00	.0%
TOTAL BCC-COMPREHENSIVE PLAN	.00	.00	.00	.00	.00	-47,475.00	.0%
01001519 BCC-OTHER GENERAL GOVERNMENT							
01001519 366910 DONATIONS	-3,185.00	.00	.00	-2,500.00	.00	.00	.0%
01001519 399100 CASH FWD	.00	-3,185.00	-3,185.00	.00	.00	-5,685.00	78.5%
TOTAL BCC-OTHER GENERAL GOVE	-3,185.00	-3,185.00	-3,185.00	-2,500.00	.00	-5,685.00	78.5%
01005521 GRANTS							
01005521 331200 PORT FED-PUB SF	-26,004.09	.00	.00	.00	.00	.00	.0%
01005521 386400 PORT T/I-SHERIF	-8,668.03	.00	.00	.00	.00	.00	.0%
TOTAL GRANTS	-34,672.12	.00	.00	.00	.00	.00	.0%
01005525 EMERG MAGNT GRANTS							
01005525 331000 CC15 FED GRANTS	-5,461.55	.00	.00	.00	.00	.00	.0%
01005525 331000 CRT15 FED GRANTS	-5,456.00	.00	.00	.00	.00	.00	.0%
01005525 331000 HSG15 FED GRANTS	-11,600.00	.00	.00	.00	.00	.00	.0%
01005525 331000 HSG17 FED GRANTS	.00	.00	-64,093.00	.00	.00	.00	.0%
01005525 331200 CC16 FED-PUB SF	.00	.00	.00	-16,509.62	.00	.00	.0%
01005525 331200 HSG16 FED-PUB SF	.00	-13,893.00	-13,893.00	-13,893.00	.00	.00	-100.0%
TOTAL EMERG MAGNT GRANTS	-22,517.55	-13,893.00	-77,986.00	-30,402.62	.00	.00	-100.0%
01031521 SHERIFF							
01031521 341520 FEES-SHERI	-95,370.00	-85,000.00	-85,000.00	-83,901.26	.00	-85,000.00	.0%
01031521 342101 CHGS-SROFF	-169,193.46	-160,000.00	-160,000.00	-147,595.87	.00	-160,000.00	.0%
01031521 348990 CRMPV CRIME PREV	-35,302.36	-40,000.00	-40,000.00	-29,486.74	.00	-37,000.00	-7.5%
01031521 351901 REG FEES	-11,330.00	-13,000.00	-13,000.00	-10,105.00	.00	-13,000.00	.0%
01031521 399100 CRMPV CASH FWD	.00	-151,781.00	-149,133.00	.00	.00	-119,133.00	-21.5%
TOTAL SHERIFF	-311,195.82	-449,781.00	-447,133.00	-271,088.87	.00	-414,133.00	-7.9%
01032523 DEPT OF CORRECTIONS							
01032523 369306 MEDICAL RE	-1,958.49	-4,000.00	-4,000.00	-1,379.20	.00	-3,000.00	-25.0%

10/06/2017 18:38
6235cwoo

BOARD OF COMMISSIONERS
NEXT YEAR / CURRENT YEAR BUDGET ANALYSIS

P 3
bgnyrpts

PROJECTION: 2018 2017/2018 BUDGET

FOR PERIOD 99

ACCOUNTS FOR:

GENERAL FUND	2016 ACTUAL	2017 ORIG BUD	2017 REVISED BUD	2017 ACTUAL	2017 PROJECTION	2018 RECOMMENED	PCT CHANGE
01032523 369910 REF PY-EXP	-150,000.00	.00	.00	.00	.00	.00	.0%
TOTAL DEPT OF CORRECTIONS	-151,958.49	-4,000.00	-4,000.00	-1,379.20	.00	-3,000.00	-25.0%
01034521 VICTIMS OF CRIME ACT (VOCA)							
01034521 331210 DOJ-VOCA	-8,698.01	-46,468.00	-48,468.00	-28,378.80	.00	-46,426.00	-.1%
01034521 331218 PRIOR YR	.00	.00	.00	-10,039.76	.00	.00	.0%
01034521 381130 TI-LAW ENF	-10,401.00	-11,617.00	-12,706.00	.00	.00	-11,607.00	-.1%
TOTAL VICTIMS OF CRIME ACT (-19,099.01	-58,085.00	-61,174.00	-38,418.56	.00	-58,033.00	-.1%
01061513 SUPR OF ELECT-ADM/REG							
01061513 341961 QUALIF FEE	-3,882.72	.00	.00	.00	.00	.00	.0%
01061513 359903 LATE PENAL	-118.75	.00	.00	-115.88	.00	.00	.0%
TOTAL SUPR OF ELECT-ADM/REG	-4,001.47	.00	.00	-115.88	.00	.00	.0%
01072523 MAINT-DETENTION CENTER							
01072523 399100 CASH FWD	.00	-183,900.00	-214,689.00	.00	.00	-62,219.00	-66.2%
01072523 399100 ACRPR CASH FWD	.00	-150,000.00	-207,000.00	.00	.00	.00	-100.0%
01072523 399100 CHILL CASH FWD	.00	.00	-1,873,620.00	.00	.00	-1,632,726.00	.0%
01072523 399100 FENCE CASH FWD	.00	-345,000.00	-345,000.00	.00	.00	-344,910.00	.0%
01072523 399100 FVBES CASH FWD	.00	-171,458.00	-170,467.00	.00	.00	-66,450.00	-61.2%
01072523 399100 KITEQ CASH FWD	.00	.00	.00	.00	.00	-34,500.00	.0%
01072523 399100 LPS CASH FWD	.00	.00	-56,925.00	.00	.00	-56,880.00	.0%
TOTAL MAINT-DETENTION CENTER	.00	-850,358.00	-2,867,701.00	.00	.00	-2,197,685.00	158.4%
01073519 MAINT-OTHER CNTY FACILITIES							
01073519 341911 HLTH GRNDS	-25,246.82	-26,004.00	-26,004.00	-26,131.72	.00	-26,784.00	3.0%
01073519 349000 OTHER SVC	-7,713.67	-5,000.00	-5,000.00	-3,155.89	.00	-5,000.00	.0%
01073519 362030 RENT-YULEE	-450.00	-600.00	-600.00	-150.00	.00	-482.00	-19.7%
01073519 362040 RENT-CALLA	-2,975.00	-3,100.00	-3,100.00	-2,575.00	.00	-2,370.00	-23.5%
01073519 362050 RENT-MULTI	-3,300.00	-975.00	-975.00	-2,650.00	.00	-5,542.00	468.4%
01073519 362051 RENT-HILL	-2,750.00	-1,025.00	-1,025.00	-1,850.00	.00	-1,409.00	37.5%
01073519 362052 RFEF-AMBCC	-5,834.25	-8,300.00	-8,300.00	-7,850.00	.00	-6,179.00	-25.6%
01073519 362055 RENT-BRYCE	-1,050.00	-600.00	-600.00	-1,350.00	.00	-792.00	32.0%
01073519 364410 SURP EQUIP	.00	.00	.00	-5,975.00	.00	.00	.0%
01073519 364410 FRP SURP EQUIP	-7,390.53	-600.00	-600.00	.00	.00	-3,300.00	450.0%
01073519 365910 SALE-SCRAP	-91.80	.00	.00	.00	.00	.00	.0%
01073519 369900 MISC REV	.00	.00	.00	-1,054.00	.00	.00	.0%
01073519 369909 W/C INS PR	.00	.00	.00	-14,803.99	.00	.00	.0%
01073519 381450 TI-B,Z & P	-8,300.00	-10,100.00	-10,100.00	-10,100.04	.00	-10,400.00	3.0%
01073519 381470 T/I-AMELIA	-4,763.19	-2,666.00	-2,666.00	-1,537.39	.00	-5,000.00	87.5%

10/06/2017 18:38
6235cwoo

BOARD OF COMMISSIONERS
NEXT YEAR / CURRENT YEAR BUDGET ANALYSIS

P 4
bgnrpts

PROJECTION: 20181 2017/2018 BUDGET

FOR PERIOD 99

ACCOUNTS FOR:

GENERAL FUND	2016 ACTUAL	2017 ORIG BUD	2017 REVISED BUD	2017 ACTUAL	2017 PROJECTION	2018 RECOMMENED	PCT CHANGE
01073519 381700 TI-WAST MG	-9,300.00	.00	.00	.00	.00	.00	.0%
01073519 381710 CHG-NAU	-6,300.00	-6,800.00	-6,800.00	-6,800.04	.00	-6,900.00	1.5%
01073519 399100 CASH FWD	.00	-3,463.00	-3,463.00	.00	.00	.00	-100.0%
01073519 399100 AIRRP CASH FWD	.00	-107,000.00	-107,000.00	.00	.00	-63,570.00	-40.6%
01073519 399100 DUCT CASH FWD	.00	-990.00	-990.00	.00	.00	.00	-100.0%
01073519 399100 FMSU CASH FWD	.00	.00	.00	.00	.00	-57,000.00	.0%
01073519 399100 GENER CASH FWD	.00	-66,700.00	-66,700.00	.00	.00	-14,893.00	-77.7%
01073519 399100 JSPGC CASH FWD	.00	-28,180.00	-28,180.00	.00	.00	.00	-100.0%
01073519 399100 ROOF CASH FWD	.00	-699,206.00	-699,206.00	.00	.00	.00	-100.0%
01073519 399100 SOE CASH FWD	.00	-10,764.00	-10,764.00	.00	.00	-10,764.00	.0%
TOTAL MAINT-OTHER CNTY FACIL	-85,465.26	-982,073.00	-982,073.00	-85,983.07	.00	-220,385.00	-77.6%
01074712 MAINT-JUDICIAL/HCH							
01074712 334800 CFGIA S.B. 2600	-7,030.10	.00	.00	.00	.00	.00	.0%
01074712 334800 GIA08 S.B. 2600	-4,901.72	.00	.00	.00	.00	.00	.0%
01074712 399100 ACRPR CASH FWD	.00	-48,050.00	-48,050.00	.00	.00	-48,080.00	.1%
01074712 399100 AIRRP CASH FWD	.00	-23,000.00	-23,000.00	.00	.00	.00	-100.0%
01074712 399100 CHILL CASH FWD	.00	-318,060.00	-318,060.00	.00	.00	.00	-100.0%
01074712 399100 FMSU CASH FWD	.00	.00	-152,375.00	.00	.00	-156,378.00	.0%
01074712 399100 HCH CASH FWD	.00	.00	.00	.00	.00	-250,000.00	.0%
01074712 399100 JCRB CASH FWD	.00	.00	.00	.00	.00	-90,000.00	.0%
01074712 399100 LPS CASH FWD	.00	.00	-56,925.00	.00	.00	-56,880.00	.0%
TOTAL MAINT-JUDICIAL/HCH	-11,931.82	-389,110.00	-598,410.00	.00	.00	-601,338.00	54.5%
01075572 MAINT-P&R/BEACH							
01075572 329010 PERMITS-BCH	-24,104.00	-12,000.00	-12,000.00	-27,801.00	.00	-20,000.00	66.7%
01075572 335160 SALES & US	-25,000.00	-25,000.00	-25,000.00	-25,000.00	.00	-25,000.00	.0%
01075572 362030 RENT-YULEE	.00	-500.00	-500.00	.00	.00	.00	-100.0%
01075572 399100 CASH FWD	.00	-19,481.00	-19,481.00	.00	.00	-19,481.00	.0%
01075572 399100 CBPI CASH FWD	.00	-97,750.00	-97,750.00	.00	.00	-241,344.00	146.9%
01075572 399100 ERBR CASH FWD	.00	-48,000.00	-48,000.00	.00	.00	.00	-100.0%
01075572 399100 GOFF CASH FWD	.00	-31,625.00	-31,625.00	.00	.00	-36,000.00	13.8%
01075572 399100 JMUIR CASH FWD	.00	.00	.00	.00	.00	-36,000.00	.0%
01075572 399100 NEPKR CASH FWD	.00	.00	.00	.00	.00	-56,360.00	.0%
01075572 399100 PPPK CASH FWD	.00	-51,190.00	-51,190.00	.00	.00	.00	-100.0%
01075572 399100 YLGYM CASH FWD	.00	.00	.00	.00	.00	-42,900.00	.0%
01075572 399100 YTCT CASH FWD	.00	-90,120.00	-90,120.00	.00	.00	-90,120.00	.0%
TOTAL MAINT-P&R/BEACH	-49,104.00	-375,666.00	-375,666.00	-52,801.00	.00	-567,205.00	51.0%
01099581 TRANSFER OUT							
01099581 399100 PSTC CASH FWD	.00	.00	-1,012,425.00	.00	.00	.00	.0%

10/06/2017 18:38
6235cwoo

BOARD OF COMMISSIONERS
NEXT YEAR / CURRENT YEAR BUDGET ANALYSIS

P 5
bgnyrpts

PROJECTION: 2018 2017/2018 BUDGET

FOR PERIOD 99

ACCOUNTS FOR:

GENERAL FUND	2016 ACTUAL	2017 ORIG BUD	2017 REVISED BUD	2017 ACTUAL	2017 PROJECTION	2018 RECOMMENED	PCT CHANGE
01099581 399100 ST71 CASH FWD	.00	-643,000.00	-643,000.00	.00	.00	.00	-100.0%
TOTAL TRANSFER OUT	.00	-643,000.00	-1,655,425.00	.00	.00	.00	-100.0%
01121512 COUNTY MANAGER							
01121512 349004 COPY&PUBLI	-5.99	.00	.00	-1.25	.00	.00	.0%
01121512 381040 TI-MUNICIP	-18,620.00	-18,620.00	-18,620.00	-18,620.04	.00	-18,620.00	.0%
01121512 381450 TI-B,Z & P	-11,700.00	-12,400.00	-12,400.00	-12,399.96	.00	-12,700.00	2.4%
01121512 381700 TI-WAST MG	-7,827.00	.00	.00	.00	.00	.00	.0%
01121512 381710 F/M NAU	-11,500.00	-11,800.00	-11,800.00	-11,799.96	.00	-12,100.00	2.5%
01121512 399100 CASH FWD	.00	.00	-35,000.00	.00	.00	.00	.0%
TOTAL COUNTY MANAGER	-49,652.99	-42,820.00	-77,820.00	-42,821.21	.00	-43,420.00	1.4%
01122513 HUMAN RESOURCES DEPARTMENT							
01122513 349004 COPY&PUBLI	-149.70	.00	.00	-561.65	.00	.00	.0%
01122513 366910 WELLP DON-WELL	-75,000.00	-75,000.00	-115,000.00	-115,000.00	.00	-75,000.00	.0%
01122513 381040 TI-MUNICIP	-6,248.00	-6,248.00	-6,248.00	-6,248.04	.00	-6,248.00	.0%
01122513 381450 TI-B,Z & P	-11,700.00	-13,300.00	-13,300.00	-13,299.96	.00	-13,600.00	2.3%
01122513 381700 TI-WAST MG	-3,944.00	.00	.00	.00	.00	.00	.0%
01122513 381710 F/M NAU	-3,400.00	-4,000.00	-4,000.00	-3,999.96	.00	-4,100.00	2.5%
01122513 399100 CASH FWD	.00	-70,000.00	-35,000.00	.00	.00	-7,100.00	-89.9%
01122513 399100 WELLP CASH FWD	.00	-200,000.00	-218,926.00	.00	.00	-258,000.00	29.0%
TOTAL HUMAN RESOURCES DEPART	-100,441.70	-368,548.00	-392,474.00	-139,109.61	.00	-364,048.00	-1.2%
01132516 INFORMATION SERVICES							
01132516 349004 COPY&PUBLI	-2.00	.00	.00	-83.51	.00	.00	.0%
01132516 369900 MISC REV	-947.00	.00	.00	-70.00	.00	.00	.0%
01132516 381376 IT CHG TDC	-766.01	-1,000.00	-1,000.00	.00	.00	-1,000.00	.0%
01132516 381456 IT CHG-BLD	-1,282.20	-1,800.00	-1,800.00	.00	.00	-1,800.00	.0%
01132516 381706 IT-SW CHRQ	-244.09	.00	.00	.00	.00	.00	.0%
01132516 381716 IT CHG-NAU	-336.73	-800.00	-800.00	.00	.00	-800.00	.0%
01132516 399100 CASH FWD	.00	-3,406.00	-4,137.00	.00	.00	.00	-100.0%
01132516 399100 ITVEQ CASH FWD	.00	.00	.00	.00	.00	-35,175.00	.0%
01132516 399100 SANS CASH FWD	.00	-220,000.00	-220,000.00	.00	.00	-184,825.00	-16.0%
TOTAL INFORMATION SERVICES	-3,578.03	-227,006.00	-227,737.00	-153.51	.00	-223,600.00	-1.5%
01135513 OFFICE OF MANAGEMENT & BUDGET							
01135513 341851 SCHOOL IMP	-346.74	.00	.00	-398.67	.00	.00	.0%
01135513 349004 COPY&PUBLI	-69.82	.00	.00	-11.90	.00	.00	.0%
01135513 369900 MISC REV	.00	.00	.00	-.67	.00	.00	.0%
01135513 381410 TI-NC IMPA	-1,939.19	-1,000.00	-1,000.00	-818.72	.00	-975.00	-2.5%

10/06/2017 18:38
6235cwo

BOARD OF COMMISSIONERS
NEXT YEAR / CURRENT YEAR BUDGET ANALYSIS

P 7
bgnrpts

PROJECTION: 20181 2017/2018 BUDGET

FOR PERIOD 99

ACCOUNTS FOR:

GENERAL FUND	2016 ACTUAL	2017 ORIG BUD	2017 REVISED BUD	2017 ACTUAL	2017 PROJECTION	2018 RECOMMENED	PCT CHANGE
01253525 331000 EM17 FED GRANTS	.00	-35,639.00	-48,228.00	-44,930.28	.00	.00	-100.0%
01253525 331000 EM18 FED GRANTS	.00	-15,391.00	-15,186.00	.00	.00	-49,055.00	218.7%
01253525 331000 EM19 FED GRANTS	.00	.00	.00	.00	.00	-15,646.00	.0%
01253525 334201 EM16 SG-EME PRE	-105,806.00	.00	.00	.00	.00	.00	.0%
01253525 334201 EM17 SG-EME PRE	.00	-94,252.00	-82,236.00	-74,407.58	.00	.00	-100.0%
01253525 334201 EM18 SG-EME PRE	.00	-25,507.00	-28,098.00	.00	.00	-77,708.00	204.7%
01253525 334201 EM19 SG-EME PRE	.00	.00	.00	.00	.00	-29,712.00	.0%
TOTAL EMERGENCY PREPAREDNESS	-169,582.00	-170,789.00	-173,748.00	-119,337.86	.00	-172,121.00	.8%
01254525 EMERGENCY & DISASTERS							
01254525 331200 HMATT FED-PUB SF	.00	.00	.00	-59,824.13	.00	.00	.0%
TOTAL EMERGENCY & DISASTERS	.00	.00	.00	-59,824.13	.00	.00	.0%
01258525 EMERGENCY MNGMT & OPERATIONS							
01258525 399100 FMSU CASH FWD	.00	-12,540.00	-12,540.00	.00	.00	.00	-100.0%
TOTAL EMERGENCY MNGMT & OPER	.00	-12,540.00	-12,540.00	.00	.00	.00	-100.0%
01261526 RESCUE							
01261526 335230 SUPPLEMENT	-21,708.97	-21,120.00	-21,120.00	-16,190.00	.00	-20,520.00	-2.8%
01261526 349000 OTHER SVC	-4,300.00	-1,400.00	-1,400.00	-3,015.00	.00	-3,000.00	114.3%
01261526 364410 FRP SURP EQUIP	-6,100.00	-15,000.00	-15,000.00	-700.00	.00	-21,000.00	40.0%
01261526 369900 MISC REV	-2,473.93	.00	.00	.10	.00	.00	.0%
01261526 369909 W/C INS PR	-3,368.00	-5,000.00	-5,000.00	-6,503.97	.00	-5,000.00	.0%
01261526 399100 CASH FWD	.00	.00	-7,921.00	.00	.00	.00	.0%
01261526 399100 AIRRP CASH FWD	.00	-11,200.00	-11,200.00	.00	.00	.00	-100.0%
01261526 399100 CHMON CASH FWD	.00	.00	.00	.00	.00	-85,000.00	.0%
01261526 399100 DUCT CASH FWD	.00	-690.00	-690.00	.00	.00	.00	-100.0%
01261526 399100 FRP CASH FWD	.00	.00	-527,562.00	.00	.00	.00	.0%
01261526 399100 ROUTH CASH FWD	.00	-12,650.00	-12,650.00	.00	.00	.00	-100.0%
01261526 399100 ST20 CASH FWD	.00	-54,871.00	-56,598.00	.00	.00	-37,766.00	-31.2%
01261526 399100 ST70 CASH FWD	.00	-3,865.00	-3,865.00	.00	.00	.00	-100.0%
01261526 399100 STRCR CASH FWD	.00	-235,400.00	-235,400.00	.00	.00	.00	-100.0%
TOTAL RESCUE	-37,950.90	-361,196.00	-898,406.00	-26,409.07	.00	-172,286.00	-52.3%
01262526 RESCUE BILLING							
01262526 342600 FEES-RESCU	-1,671,059.51	-1,800,000.00	-1,800,000.00	-2,660,022.87	.00	-1,700,000.00	-5.6%
01262526 361173 INT-AMBULA	-71.91	.00	.00	-172.54	.00	.00	.0%
01262526 369900 MISC REV	-1,282.25	.00	.00	-1,340.25	.00	.00	.0%
TOTAL RESCUE BILLING	-1,672,413.67	-1,800,000.00	-1,800,000.00	-2,661,535.66	.00	-1,700,000.00	-5.6%
01291519 RISK MANAGEMENT COORDINATOR							
01291519 381450 TI-B,Z & P	-640.00	-640.00	-640.00	-639.96	.00	-700.00	9.4%

10/06/2017 18:38
6235cwoo

BOARD OF COMMISSIONERS
NEXT YEAR / CURRENT YEAR BUDGET ANALYSIS

P 8
bgnyrpts

PROJECTION: 20181 2017/2018 BUDGET

FOR PERIOD 99

ACCOUNTS FOR:

GENERAL FUND	2016 ACTUAL	2017 ORIG BUD	2017 REVISED BUD	2017 ACTUAL	2017 PROJECTION	2018 RECOMMENED	PCT CHANGE
01291519 381710 CHG-NAU	-700.00	-700.00	-700.00	-699.96	.00	-700.00	.0%
TOTAL RISK MANAGEMENT COORDI	-1,340.00	-1,340.00	-1,340.00	-1,339.92	.00	-1,400.00	4.5%
01340534 SW SMALL QUANTITY GENERATOR PG							
01340534 343415 FEE-GENERA	.00	-3,000.00	-3,000.00	-6,250.00	.00	-4,500.00	50.0%
TOTAL SW SMALL QUANTITY GENE	.00	-3,000.00	-3,000.00	-6,250.00	.00	-4,500.00	50.0%
01344534 SOLID WASTE ADMINISTRATION							
01344534 325203 SA-DELINQT	.00	-1,000.00	-1,000.00	-2,625.20	.00	.00	-100.0%
01344534 329301 HAUL PERMT	.00	-500.00	-500.00	-500.00	.00	.00	-100.0%
01344534 349800 RFL-PYRDEL	.00	-500.00	-500.00	-520.00	.00	.00	-100.0%
01344534 369910 REF PY-EXP	.00	-500.00	-500.00	-1,129.02	.00	.00	-100.0%
01344534 386701 TAXCO RES EQ-TC	.00	-100.00	-100.00	.00	.00	.00	-100.0%
01344534 399100 ROUTR CASH FWD	.00	-6,325.00	-6,325.00	.00	.00	.00	-100.0%
TOTAL SOLID WASTE ADMINISTRA	.00	-8,925.00	-8,925.00	-4,774.22	.00	.00	-100.0%
01357534 SOLID WASTE RECYCLING							
01357534 365910 SALE-SCRAP	.00	-13,000.00	-13,000.00	-18,359.43	.00	-22,623.00	74.0%
TOTAL SOLID WASTE RECYCLING	.00	-13,000.00	-13,000.00	-18,359.43	.00	-22,623.00	74.0%
01361534 WNPFI OLD POST-CLOSURE							
01361534 361101 INT-BANK	.00	-100.00	-100.00	-120.83	.00	.00	-100.0%
TOTAL WNPFI OLD POST-CLOSURE	.00	-100.00	-100.00	-120.83	.00	.00	-100.0%
01362534 WN LANDFILL CLOSURE							
01362534 334340 CSCSW STGRANTGSW	.00	-90,909.00	-90,909.00	.00	.00	-90,909.00	.0%
01362534 361101 INT-BANK	.00	-2,000.00	-2,000.00	-364.25	.00	.00	-100.0%
01362534 361101 WNLF1 INT-BANK	.00	.00	.00	-2,791.17	.00	-2,000.00	.0%
01362534 364410 FRP SURP EQUIP	.00	.00	.00	.00	.00	-30,000.00	.0%
01362534 381700 FLARE TI-WAST MG	.00	-40,000.00	-106,780.00	-106,779.98	.00	.00	-100.0%
01362534 381700 SWTNK TI-WAST MG	.00	-319,430.00	-416,579.00	-416,579.04	.00	.00	-100.0%
01362534 399100 FLARE CASH FWD	.00	.00	.00	.00	.00	-29,000.00	.0%
01362534 399100 FRP CASH FWD	.00	.00	.00	.00	.00	-67,800.00	.0%
01362534 399100 SWTNK CASH FWD	.00	.00	.00	.00	.00	-109,000.00	.0%
TOTAL WN LANDFILL CLOSURE	.00	-452,339.00	-616,268.00	-526,514.44	.00	-328,709.00	-27.3%
01363534 LOFTON CREEK POST-CLOSURE							
01363534 361101 INT-BANK	.00	-500.00	-500.00	.00	.00	.00	-100.0%

10/06/2017 18:38
6235cwoo

BOARD OF COMMISSIONERS
NEXT YEAR / CURRENT YEAR BUDGET ANALYSIS

P 9
bgnyrpts

PROJECTION: 20181 2017/2018 BUDGET

FOR PERIOD 99

ACCOUNTS FOR:

GENERAL FUND	2016 ACTUAL	2017 ORIG BUD	2017 REVISED BUD	2017 ACTUAL	2017 PROJECTION	2018 RECOMMENED	PCT CHANGE
01363534 361101 LFCLF INT-BANK	.00	.00	.00	-1,147.17	.00	-600.00	.0%
01363534 399100 CASH FWD	.00	.00	.00	.00	.00	-40,000.00	.0%
TOTAL LOFTON CREEK POST-CLOS	.00	-500.00	-500.00	-1,147.17	.00	-40,600.00	8020.0%
01364534 BRYCEVILLE POST-CLOSURE							
01364534 361101 INT-BANK	.00	-400.00	-400.00	.00	.00	.00	-100.0%
01364534 361101 BRYLF INT-BANK	.00	.00	.00	-976.14	.00	.00	.0%
TOTAL BRYCEVILLE POST-CLOSUR	.00	-400.00	-400.00	-976.14	.00	.00	-100.0%
01369534 SW CONVENIENCE CENTER							
01369534 364410 SURP EQUIP	.00	.00	.00	-12,693.00	.00	.00	.0%
TOTAL SW CONVENIENCE CENTER	.00	.00	.00	-12,693.00	.00	.00	.0%
01371537 COOPERATIVE EXTENSION SVC							
01371537 364410 SURP EQUIP	-1,075.00	.00	.00	.00	.00	.00	.0%
01371537 364410 FRP SURP EQUIP	-2,009.99	-300.00	-300.00	-500.00	.00	-1,000.00	233.3%
01371537 399100 YEXT CASH FWD	.00	-335,280.00	-390,214.00	.00	.00	-374,000.00	11.5%
TOTAL COOPERATIVE EXTENSION	-3,084.99	-335,580.00	-390,514.00	-500.00	.00	-375,000.00	11.7%
01552552 ECONOMIC DEVELOPMENT							
01552552 399100 CASH FWD	.00	-1,304.00	-1,304.00	.00	.00	-1,304.00	.0%
01552552 399100 DOWNE CASH FWD	.00	-14,400.00	-14,400.00	.00	.00	-14,400.00	.0%
01552552 399100 EG001 CASH FWD	.00	-5,010.00	-5,010.00	.00	.00	-2,485.00	-50.4%
01552552 399100 LIGNO CASH FWD	.00	-45,000.00	-45,000.00	.00	.00	-45,000.00	.0%
01552552 399100 M&LSF CASH FWD	.00	-4,830.00	-3,420.00	.00	.00	.00	-100.0%
01552552 399100 PPHNX CASH FWD	.00	-53,997.00	-48,842.00	.00	.00	-42,881.00	-20.6%
TOTAL ECONOMIC DEVELOPMENT	.00	-124,541.00	-117,976.00	.00	.00	-106,070.00	-14.8%
01691562 HEALTH & WELFARE							
01691562 364410 SURP EQUIP	.00	.00	-1,525.00	-1,525.00	.00	.00	.0%
01691562 399100 CASH FWD	.00	-1,000.00	-1,000.00	.00	.00	-1,000.00	.0%
TOTAL HEALTH & WELFARE	.00	-1,000.00	-2,525.00	-1,525.00	.00	-1,000.00	.0%
01711571 LIBRARIES							
01711571 334710 ST GRANT-A	-35,590.00	-33,737.00	-33,737.00	-35,986.00	.00	-35,986.00	6.7%
01711571 352020 DAMAGBOOKS	-930.93	.00	-1,147.00	-1,147.09	.00	-1,000.00	.0%
01711571 366911 DON LIBRAR	-2,811.18	.00	-2,608.00	-2,608.69	.00	.00	.0%
01711571 369900 MISC REV	-15.00	.00	.00	-10.00	.00	.00	.0%

10/06/2017 18:38
6235cwoo

BOARD OF COMMISSIONERS
NEXT YEAR / CURRENT YEAR BUDGET ANALYSIS

P 10
bgnyrpts

PROJECTION: 20181 2017/2018 BUDGET

FOR PERIOD 99

ACCOUNTS FOR:

GENERAL FUND	2016 ACTUAL	2017 ORIG BUD	2017 REVISED BUD	2017 ACTUAL	2017 PROJECTION	2018 RECOMMENED	PCT CHANGE
01711571 369909 W/C INS PR	.00	.00	.00	-843.63	.00	.00	.0%
01711571 399100 CASH FWD	.00	.00	-2,000.00	.00	.00	-2,000.00	.0%
01711571 399100 FRP CASH FWD	.00	.00	.00	.00	.00	-8,882.00	.0%
01711571 399100 ITLIB CASH FWD	.00	-25,000.00	.00	.00	.00	-7,000.00	-72.0%
TOTAL LIBRARIES	-39,347.11	-58,737.00	-39,492.00	-40,595.41	.00	-54,868.00	-6.6%
01712571 FERNANDINA BEACH BRANCH							
01712571 331702 E-RATE	-3,521.64	-3,910.00	-3,910.00	-4,191.72	.00	-2,082.00	-46.8%
01712571 341900 PASS OGG CHGS	-41,925.00	-45,000.00	-45,000.00	-47,640.00	.00	-50,000.00	11.1%
01712571 341901 PASS PASSPORT-F	-15,909.47	-15,000.00	-15,000.00	-17,584.06	.00	-18,000.00	20.0%
01712571 347101 VISITOR FE	-400.00	-400.00	-400.00	-1,120.00	.00	-480.00	20.0%
01712571 347121 PRO EX FEE	-180.00	-400.00	-400.00	-300.00	.00	-300.00	-25.0%
01712571 352010 F/F/LIBRAR	-20,617.55	-25,000.00	-25,000.00	-18,542.35	.00	-25,000.00	.0%
01712571 362002 RENT-PS BG	.00	.00	.00	-700.00	.00	-600.00	.0%
01712571 366911 DON LIBRAR	-91,117.45	.00	-358.00	-382.10	.00	.00	.0%
01712571 369911 CASH OVER	-25.25	.00	.00	-20.50	.00	.00	.0%
01712571 399100 CASH FWD	.00	.00	-68,897.00	.00	.00	-2,651.00	.0%
01712571 399100 ITVEQ CASH FWD	.00	-1,723.00	-1,476.00	.00	.00	.00	-100.0%
01712571 399100 ROUTR CASH FWD	.00	-6,325.00	-6,325.00	.00	.00	.00	-100.0%
01712571 399100 SECUR CASH FWD	.00	-6,909.00	-6,909.00	.00	.00	.00	-100.0%
TOTAL FERNANDINA BEACH BRANC	-173,696.36	-104,667.00	-173,675.00	-90,480.73	.00	-99,113.00	-5.3%
01713571 CALLAHAN BRANCH							
01713571 331702 E-RATE	-3,856.05	-3,658.00	-3,658.00	-2,971.04	.00	-4,950.00	35.3%
01713571 347121 PRO EX FEE	.00	-50.00	-50.00	.00	.00	-50.00	.0%
01713571 352010 F/F/LIBRAR	-8,246.96	-8,400.00	-8,400.00	-7,062.94	.00	-8,500.00	1.2%
01713571 362002 RENT-PS BG	.00	.00	.00	.00	.00	-200.00	.0%
01713571 366911 DON LIBRAR	-304.19	.00	-120.00	-144.30	.00	.00	.0%
01713571 369911 CASH OVER	.00	.00	.00	-8.20	.00	.00	.0%
01713571 399100 ITVEQ CASH FWD	.00	-1,723.00	-1,580.00	.00	.00	.00	-100.0%
01713571 399100 ROUTR CASH FWD	.00	-6,325.00	-6,325.00	.00	.00	.00	-100.0%
01713571 399100 SECUR CASH FWD	.00	-21,207.00	-21,207.00	.00	.00	.00	-100.0%
TOTAL CALLAHAN BRANCH	-12,407.20	-41,363.00	-41,340.00	-10,186.48	.00	-13,700.00	-66.9%
01714571 HILLIARD BRANCH							
01714571 331702 E-RATE	-5,350.32	-5,722.00	-5,722.00	-6,181.46	.00	-4,950.00	-13.5%
01714571 347121 PRO EX FEE	.00	-50.00	-50.00	-10.00	.00	-50.00	.0%
01714571 352010 F/F/LIBRAR	-4,407.90	-4,500.00	-4,500.00	-2,756.35	.00	-4,500.00	.0%
01714571 362002 RENT-PS BG	.00	.00	.00	-50.00	.00	-200.00	.0%
01714571 366911 DON LIBRAR	-8,020.60	.00	-8,000.00	-8,000.00	.00	.00	.0%
01714571 399100 DUCT CASH FWD	.00	-3,165.00	-3,165.00	.00	.00	.00	-100.0%

10/06/2017 18:38
6235cwoo

BOARD OF COMMISSIONERS
NEXT YEAR / CURRENT YEAR BUDGET ANALYSIS

P 11
bgnyrpts

PROJECTION: 20181 2017/2018 BUDGET

FOR PERIOD 99

ACCOUNTS FOR:

GENERAL FUND	2016 ACTUAL	2017 ORIG BUD	2017 REVISED BUD	2017 ACTUAL	2017 PROJECTION	2018 RECOMMENED	PCT CHANGE
01714571 399100 ITVEQ CASH FWD	.00	-1,723.00	-1,723.00	.00	.00	.00	-100.0%
01714571 399100 ROUTR CASH FWD	.00	-6,325.00	-6,325.00	.00	.00	.00	-100.0%
01714571 399100 SECUR CASH FWD	.00	-22,934.00	-22,934.00	.00	.00	.00	-100.0%
TOTAL HILLIARD BRANCH	-17,778.82	-44,419.00	-52,419.00	-16,997.81	.00	-9,700.00	-78.2%
01715571 BRYCEVILLE BRANCH							
01715571 331702 E-RATE	-8,741.85	-8,681.00	-8,681.00	-8,755.14	.00	-7,748.00	-10.7%
01715571 347121 PRO EX FEE	-10.00	.00	.00	.00	.00	.00	.0%
01715571 352010 F/F/LIBRAR	-483.40	-700.00	-700.00	-426.16	.00	-1,500.00	114.3%
01715571 366911 DON LIBRAR	-451.34	.00	-89.00	-88.90	.00	.00	.0%
01715571 399100 DUCT CASH FWD	.00	-990.00	-990.00	.00	.00	.00	-100.0%
01715571 399100 ITVEQ CASH FWD	.00	-431.00	-431.00	.00	.00	.00	-100.0%
TOTAL BRYCEVILLE BRANCH	-9,686.59	-10,802.00	-10,891.00	-9,270.20	.00	-9,248.00	-14.4%
01716571 YULEE BRANCH							
01716571 331702 E-RATE	.00	-8,408.00	-8,408.00	.00	.00	-5,706.00	-32.1%
01716571 347121 PRO EX FEE	.00	-50.00	-50.00	.00	.00	-50.00	.0%
01716571 352010 F/F/LIBRAR	-1,907.36	-2,000.00	-2,000.00	-1,521.36	.00	-2,000.00	.0%
01716571 366911 DON LIBRAR	.00	.00	-244.00	-264.74	.00	.00	.0%
01716571 369911 CASH OVER	-1.00	.00	.00	.00	.00	.00	.0%
01716571 399100 ITVEQ CASH FWD	.00	.00	-390.00	.00	.00	.00	.0%
TOTAL YULEE BRANCH	-1,908.36	-10,458.00	-11,092.00	-1,786.10	.00	-7,756.00	-25.8%
01717572 AM BCH HISTORIC PARK							
01717572 399100 CASH FWD	.00	-9,000.00	.00	.00	.00	.00	-100.0%
TOTAL AM BCH HISTORIC PARK	.00	-9,000.00	.00	.00	.00	.00	-100.0%
01999599 RESERVES							
01999599 381700 TI-WAST MG	.00	.00	-1,004,485.00	-1,005,633.21	.00	.00	.0%
01999599 381700 BRYLF TI-WAST MG	.00	-120,309.00	-120,381.00	-120,381.48	.00	.00	-100.0%
01999599 381700 FRP TI-WAST MG	.00	-269,300.00	-269,300.00	-269,300.00	.00	.00	-100.0%
01999599 381700 LFCLF TI-WAST MG	.00	-152,910.00	-153,004.00	-153,003.63	.00	.00	-100.0%
01999599 381700 WNLF1 TI-WAST MG	.00	-20,706.00	-20,720.00	-20,719.89	.00	.00	-100.0%
01999599 381700 WNLF2 TI-WAST MG	.00	-538,027.00	-538,383.00	-538,382.50	.00	.00	-100.0%
01999599 399100 CASH FWD	.00	-8,975,886.00	-8,896,559.00	.00	.00	-8,479,626.00	-5.5%
01999599 399100 FRP CASH FWD	.00	.00	.00	.00	.00	-201,500.00	.0%
01999599 399100 LFCLF CASH FWD	.00	.00	.00	.00	.00	-153,600.00	.0%
01999599 399100 NEPKR CASH FWD	.00	-56,360.00	-56,360.00	.00	.00	.00	-100.0%
01999599 399100 SHERF CASH FWD	.00	-307,071.00	.00	.00	.00	.00	-100.0%
01999599 399100 WNLF1 CASH FWD	.00	.00	.00	.00	.00	-22,720.00	.0%

10/06/2017 18:38
6235cwo

BOARD OF COMMISSIONERS
NEXT YEAR / CURRENT YEAR BUDGET ANALYSIS

P 12
bgnyrpts

PROJECTION: 20181 2017/2018 BUDGET

FOR PERIOD 99

ACCOUNTS FOR:

GENERAL FUND	2016 ACTUAL	2017 ORIG BUD	2017 REVISED BUD	2017 ACTUAL	2017 PROJECTION	2018 RECOMMENED	PCT CHANGE
01999599 399100 WNLF2 CASH FWD	.00	.00	.00	.00	.00	-571,156.00	.0%
TOTAL RESERVES	.00	-10,440,569.00	-11,059,192.00	-2,107,420.71	.00	-9,428,602.00	-9.7%
TOTAL GENERAL FUND	-53,113,389.08	-69,853,604.00	-74,638,368.00	-57,109,093.09	.00	-76,281,670.00	9.2%

10/06/2017 18:38
6235cwoo

BOARD OF COMMISSIONERS
NEXT YEAR / CURRENT YEAR BUDGET ANALYSIS

P 13
bgnyrpts

PROJECTION: 20181 2017/2018 BUDGET

FOR PERIOD 99

ACCOUNTS FOR:

CNTY TRANSPORTATION FUND	2016 ACTUAL	2017 ORIG BUD	2017 REVISED BUD	2017 ACTUAL	2017 PROJECTION	2018 RECOMMENED	PCT CHANGE
03000000 CNTY TRANSPORTATION FUND							
03000000 311100 AD VALOREM	-3,805,837.67	-4,060,372.00	-4,060,372.00	-4,094,260.90	.00	-4,384,688.00	8.0%
03000000 311200 DELINQ AD	-88,292.88	-61,000.00	-61,000.00	-13,592.31	.00	-70,000.00	14.8%
03000000 312410 LOC OP 1-6	-1,238,071.95	-1,265,236.00	-1,265,236.00	-1,277,513.54	.00	-1,359,208.00	7.4%
03000000 335160 SALES & US	-198,250.00	-198,250.00	-198,250.00	-198,250.00	.00	-198,250.00	.0%
03000000 335491 FUEL TX 80	-271,882.80	-365,704.00	-365,704.00	-383,245.14	.00	-496,619.00	35.8%
03000000 335492 FUEL TX 20	-228,716.17	-252,849.00	-252,849.00	-257,233.82	.00	-256,113.00	1.3%
03000000 335493 CNTY G-TAX	-552,018.52	-556,421.00	-556,421.00	-517,840.73	.00	-565,209.00	1.6%
03000000 335496 FUEL USE T	-1,934.86	-2,500.00	-2,500.00	-1,721.56	.00	-2,500.00	.0%
03000000 336000 PYMT-LIEU	-199.10	-250.00	-250.00	-200.25	.00	-250.00	.0%
03000000 344906 PLATT CHGS	.00	.00	.00	-2,100.00	.00	.00	.0%
03000000 349004 COPY&PUBLI	-15.40	.00	.00	-19.05	.00	.00	.0%
03000000 361101 INT-BANK	-485.81	-29,070.00	-29,070.00	-1,689.34	.00	-35,000.00	20.4%
03000000 361101 AMERB INT-BANK	.00	.00	.00	-12,580.40	.00	.00	.0%
03000000 361101 BUN02 INT-BANK	-14,343.71	.00	.00	-4,757.31	.00	.00	.0%
03000000 361101 CBC1 INT-BANK	.00	.00	.00	-4,093.36	.00	.00	.0%
03000000 361101 EVRB INT-BANK	-6,348.12	.00	.00	-12,104.52	.00	.00	.0%
03000000 361161 EVRB1 CD INTERES	.00	.00	.00	-2,261.82	.00	.00	.0%
03000000 361161 EVRB5 CD INTERES	-14,527.57	.00	.00	-7,749.54	.00	.00	.0%
03000000 361161 EVRB8 CD INTERES	-5,954.56	.00	.00	-6,414.72	.00	.00	.0%
03000000 365910 SALE-SCRAP	.00	.00	.00	-2,297.00	.00	.00	.0%
03000000 369900 MISC REV	.00	.00	.00	-290.00	.00	.00	.0%
03000000 369906 FUEL REFUN	-7,968.80	-15,000.00	-15,000.00	-7,738.26	.00	-10,000.00	-33.3%
03000000 369910 REF PY-EXP	-12,355.30	.00	.00	-25,981.02	.00	.00	.0%
03000000 381090 TI-1 CENT	-1,331,312.00	-3,286,497.00	-3,286,497.00	-3,286,497.00	.00	-2,614,347.00	-20.5%
03000000 386701 TAXCO RES EQ-TC	-7,622.44	-3,000.00	-3,000.00	.00	.00	-3,000.00	.0%
03000000 399100 CASH FWD	.00	.00	.00	.00	.00	-613,660.00	.0%
TOTAL CNTY TRANSPORTATION FU	-7,786,137.66	-10,096,149.00	-10,096,149.00	-10,120,431.59	.00	-10,608,844.00	5.1%
03005541 ENGINEERING SERVICES GRANTS							
03005541 331492 BSBPT FHWA	.00	-11,873.00	-12,120.00	-820.74	.00	-26,021.00	119.2%
TOTAL ENGINEERING SERVICES G	.00	-11,873.00	-12,120.00	-820.74	.00	-26,021.00	119.2%
03099581 TRANSFER OUT							
03099581 399100 CLS5 CASH FWD	.00	-635,900.00	-635,900.00	.00	.00	.00	-100.0%
03099581 399100 CRAW2 CASH FWD	.00	-200,000.00	-200,000.00	.00	.00	.00	-100.0%
03099581 399100 S14SR CASH FWD	.00	-110,000.00	-110,000.00	.00	.00	.00	-100.0%
TOTAL TRANSFER OUT	.00	-945,900.00	-945,900.00	.00	.00	.00	-100.0%
03400541 PROJECT ADMINISTRATION							
03400541 399100 CASH FWD	.00	.00	-19,981.00	.00	.00	.00	.0%

10/06/2017 18:38
6235cwoo

BOARD OF COMMISSIONERS
NEXT YEAR / CURRENT YEAR BUDGET ANALYSIS

P 14
bgnyrpts

PROJECTION: 20181 2017/2018 BUDGET

FOR PERIOD 99

ACCOUNTS FOR:

CNTY TRANSPORTATION FUND	2016 ACTUAL	2017 ORIG BUD	2017 REVISED BUD	2017 ACTUAL	2017 PROJECTION	2018 RECOMMENED	PCT CHANGE
TOTAL PROJECT ADMINISTRATION	.00	.00	-19,981.00	.00	.00	.00	.0%
03402541 DRAINAGE							
03402541 399100 CCCR CASH FWD	.00	-220,000.00	-220,000.00	.00	.00	.00	-100.0%
03402541 399100 DRAR CASH FWD	.00	-69,000.00	-69,000.00	.00	.00	-69,000.00	.0%
03402541 399100 NOOD CASH FWD	.00	-379,500.00	-379,500.00	.00	.00	-379,500.00	.0%
03402541 399100 SDCR CASH FWD	.00	-174,000.00	-296,000.00	.00	.00	-296,000.00	70.1%
03402541 399100 SLEDR CASH FWD	.00	.00	.00	.00	.00	-207,000.00	.0%
TOTAL DRAINAGE	.00	-842,500.00	-964,500.00	.00	.00	-951,500.00	12.9%
03404541 ROAD MAINTENANCE							
03404541 344905 RD MAIN CH	.00	.00	.00	-1,760.00	.00	.00	.0%
03404541 349000 OTHER SVC	-490.49	.00	.00	-658.35	.00	.00	.0%
03404541 351001 REST-BOCC	.00	.00	.00	-578.12	.00	.00	.0%
03404541 364410 SURP EQUIP	-1,535.55	.00	.00	-16,200.00	.00	.00	.0%
03404541 364410 FRP SURP EQUIP	-79,361.00	-38,700.00	-38,700.00	-17,710.00	.00	-16,800.00	-56.6%
03404541 369908 INS PROCEE	.00	.00	.00	-177.52	.00	.00	.0%
03404541 369908 FRP INS PROC	.00	.00	-18,200.00	-18,200.00	.00	.00	.0%
03404541 369909 W/C INS PR	-9,284.74	.00	.00	-4,673.92	.00	.00	.0%
03404541 399100 DRMIL CASH FWD	.00	.00	.00	.00	.00	-11,628.00	.0%
03404541 399100 FRP CASH FWD	.00	.00	.00	.00	.00	-195,823.00	.0%
03404541 399100 NORUP CASH FWD	.00	.00	-483,000.00	.00	.00	-483,000.00	.0%
TOTAL ROAD MAINTENANCE	-90,671.78	-38,700.00	-539,900.00	-59,957.91	.00	-707,251.00	1727.5%
03405541 BRIDGE MAINTENANCE							
03405541 399100 BRIDG CASH FWD	.00	.00	.00	.00	.00	-500,000.00	.0%
TOTAL BRIDGE MAINTENANCE	.00	.00	.00	.00	.00	-500,000.00	.0%
03406541 TRAFFIC DEPARTMENT							
03406541 364410 FRP SURP EQUIP	-1,652.00	.00	.00	.00	.00	.00	.0%
03406541 369908 INS PROCEE	-321.20	.00	.00	.00	.00	.00	.0%
TOTAL TRAFFIC DEPARTMENT	-1,973.20	.00	.00	.00	.00	.00	.0%
03420541 ENGINEERING SERVICES							
03420541 329011 ENG APPL A	.00	.00	.00	-400.00	.00	.00	.0%
03420541 329105 ESP/DFEES	-6,574.00	-3,500.00	-3,500.00	-7,541.00	.00	-2,000.00	-42.9%
03420541 329107 PERM-DRVWY	-30,445.00	-20,000.00	-20,000.00	-44,007.00	.00	.00	-100.0%
03420541 329108 PERMT-UTIL	-3,075.00	-2,000.00	-2,000.00	-4,825.00	.00	.00	-100.0%
03420541 329110 DRIVEWAY R	-874.00	-400.00	-400.00	-1,634.00	.00	.00	-100.0%

10/06/2017 18:38
6235cwoo

BOARD OF COMMISSIONERS
NEXT YEAR / CURRENT YEAR BUDGET ANALYSIS

P 15
bgnyrpts

PROJECTION: 20181 2017/2018 BUDGET

FOR PERIOD 99

ACCOUNTS FOR:

CNTY TRANSPORTATION FUND	2016 ACTUAL	2017 ORIG BUD	2017 REVISED BUD	2017 ACTUAL	2017 PROJECTION	2018 RECOMMENED	PCT CHANGE
03420541 329113 GOLF CART	-180.00	-30.00	-30.00	.00	.00	-30.00	.0%
03420541 329114 ROW PERMIT-SW	-25,920.00	-10,800.00	-10,800.00	-25,767.00	.00	.00	-100.0%
03420541 344911 CEI-SUB IN	-30,000.00	-10,000.00	-10,000.00	-29,400.00	.00	.00	-100.0%
03420541 344922 P-MISC	-7,600.00	-4,000.00	-4,000.00	-7,800.00	.00	.00	-100.0%
03420541 344923 ROW ABAN	-360.00	-720.00	-720.00	-1,440.00	.00	-1,080.00	50.0%
03420541 349000 OTHER SVC	.00	.00	.00	-338.16	.00	.00	.0%
03420541 349004 COPY&PUBLI	-31.85	-50.00	-50.00	-4.85	.00	-50.00	.0%
03420541 364410 SURP EQUIP	-333.00	.00	.00	-4,600.00	.00	.00	.0%
03420541 364410 FRP SURP EQUIP	.00	-300.00	-300.00	.00	.00	.00	-100.0%
03420541 369003 FDOT-TRAFF	-62,320.00	-55,000.00	-55,000.00	-82,098.00	.00	-85,032.00	54.6%
03420541 369900 MISC REV	-111.00	.00	.00	-1,234.50	.00	.00	.0%
03420541 369903 POSTAGE FE	.00	.00	.00	-10.58	.00	.00	.0%
03420541 399100 CASH FWD	.00	.00	.00	.00	.00	-24,739.00	.0%
03420541 399100 BVRPL CASH FWD	.00	-62,500.00	-62,500.00	.00	.00	-62,500.00	.0%
03420541 399100 MMAPS CASH FWD	.00	-45,650.00	-45,650.00	.00	.00	-44,575.00	-2.4%
03420541 399100 MNRTL CASH FWD	.00	-100,000.00	-100,000.00	.00	.00	-87,825.00	-12.2%
TOTAL ENGINEERING SERVICES	-167,823.85	-314,950.00	-314,950.00	-211,100.09	.00	-307,831.00	-2.3%
03493549 FLEET POOL							
03493549 364410 SURP EQUIP	.00	.00	.00	-1,000.00	.00	.00	.0%
TOTAL FLEET POOL	.00	.00	.00	-1,000.00	.00	.00	.0%
03999599 RESERVES							
03999599 399100 CASH FWD	.00	-1,613,486.00	-1,176,319.00	.00	.00	-1,167,912.00	-27.6%
TOTAL RESERVES	.00	-1,613,486.00	-1,176,319.00	.00	.00	-1,167,912.00	-27.6%
TOTAL CNTY TRANSPORTATION FU	-8,046,606.49	-13,863,558.00	-14,069,819.00	-10,393,310.33	.00	-14,269,359.00	2.9%

10/06/2017 18:38
6235cwoo

BOARD OF COMMISSIONERS
NEXT YEAR / CURRENT YEAR BUDGET ANALYSIS

P 16
bgnyrpts

PROJECTION: 2018 2017/2018 BUDGET

FOR PERIOD 99

ACCOUNTS FOR:

MUNICIPAL SERVICE FUND	2016 ACTUAL	2017 ORIG BUD	2017 REVISED BUD	2017 ACTUAL	2017 PROJECTION	2018 RECOMMENED	PCT CHANGE
04000000 MUNICIPAL SERVICE FUND							
04000000 311100 AD VALOREM	-7,823,352.32	-8,358,735.00	-8,358,735.00	-8,404,585.48	.00	-8,915,625.00	6.7%
04000000 311200 DELINQ AD	-192,187.62	-129,000.00	-129,000.00	-18,045.44	.00	-170,000.00	31.8%
04000000 315000 COM S TAX	-700,549.40	-679,060.00	-679,060.00	-620,938.95	.00	-716,112.00	5.5%
04000000 335120 ST REVENUE	-628,307.90	-620,924.00	-620,924.00	-670,207.33	.00	-647,368.00	4.3%
04000000 335140 MOBILE HOM	-17,538.92	-20,000.00	-20,000.00	-18,965.30	.00	-20,000.00	.0%
04000000 336000 PYMT-LIEU	-563.17	-600.00	-600.00	-566.41	.00	-600.00	.0%
04000000 351150 LEO FEE	-64.00	-200.00	-200.00	-68.00	.00	-100.00	-50.0%
04000000 361101 INT-BANK	-637.35	-30,661.00	-30,661.00	-2,491.25	.00	-50,000.00	63.1%
04000000 361101 AMER1 INT-BANK	.00	.00	.00	-5,972.55	.00	.00	.0%
04000000 361101 BUN02 INT-BANK	-4,000.51	.00	.00	-1,788.06	.00	.00	.0%
04000000 361101 CBC1 INT-BANK	.00	.00	.00	-4,752.01	.00	.00	.0%
04000000 361101 CBC1A INT-BANK	.00	.00	.00	-428.39	.00	.00	.0%
04000000 361101 EVRB INT-BANK	-10,237.82	.00	.00	-5,547.70	.00	.00	.0%
04000000 361161 EVRB1 CD INTERES	.00	.00	.00	-3,553.77	.00	.00	.0%
04000000 361161 EVRB5 CD INTERES	-13.36	.00	.00	-9.77	.00	.00	.0%
04000000 361161 EVRB6 CD INTERES	-20,978.35	.00	.00	-17,868.56	.00	.00	.0%
04000000 361161 EVRB8 CD INTERES	-5,954.56	.00	.00	-5,953.98	.00	.00	.0%
04000000 365910 SALE-SCRAP	-141.95	.00	.00	-35.05	.00	.00	.0%
04000000 369900 MISCELLANE	-51.00	.00	.00	-321.29	.00	.00	.0%
04000000 369910 REF PY-EXP	-9,120.41	.00	.00	-31,102.51	.00	.00	.0%
04000000 381090 TI-1 CENT	-1,593,339.00	-3,246,326.00	-3,246,326.00	-3,246,326.04	.00	-4,099,289.00	26.3%
04000000 386701 TAXCO RES EQ-TC	-21,560.29	-8,000.00	-8,000.00	.00	.00	-8,000.00	.0%
04000000 399100 CASH FWD	.00	.00	.00	.00	.00	-3,287.00	.0%
TOTAL MUNICIPAL SERVICE FUND	-11,028,597.93	-13,093,506.00	-13,093,506.00	-13,059,527.84	.00	-14,630,381.00	11.7%
04005541 GRANTS							
04005541 331492 BSBPT FHWA	.00	-11,873.00	-12,383.00	-453.24	.00	-8,484.00	-28.5%
TOTAL GRANTS	.00	-11,873.00	-12,383.00	-453.24	.00	-8,484.00	-28.5%
04005562 ANIMAL CONTROL GRANTS							
04005562 366100 PTC16 PRIV GRANT	-30,000.00	.00	.00	.00	.00	.00	.0%
04005562 399100 PTC16 CASH FWD	.00	.00	-38.00	.00	.00	.00	.0%
TOTAL ANIMAL CONTROL GRANTS	-30,000.00	.00	-38.00	.00	.00	.00	.0%
04099581 TRANSFER OUT							
04099581 399100 ST71 CASH FWD	.00	-643,000.00	-643,000.00	.00	.00	.00	-100.0%
TOTAL TRANSFER OUT	.00	-643,000.00	-643,000.00	.00	.00	.00	-100.0%
04222522 FIRE INSPECTOR							
04222522 329105 SP/DFEES	-12,318.75	-7,000.00	-7,000.00	-13,523.50	.00	-7,000.00	.0%

10/06/2017 18:38
6235cwo

BOARD OF COMMISSIONERS
NEXT YEAR / CURRENT YEAR BUDGET ANALYSIS

P 17
bgnyrpts

PROJECTION: 20181 2017/2018 BUDGET

FOR PERIOD 99

ACCOUNTS FOR:

MUNICIPAL SERVICE FUND	2016 ACTUAL	2017 ORIG BUD	2017 REVISED BUD	2017 ACTUAL	2017 PROJECTION	2018 RECOMMENED	PCT CHANGE
04222522 342201 FALSE ALAR	.00	-1,800.00	-1,800.00	-975.00	.00	-3,000.00	66.7%
04222522 342205 FW PERMIT	-340.00	-240.00	-240.00	-300.00	.00	-240.00	.0%
04222522 342206 FIRE RATE	-150.00	-450.00	-450.00	-300.00	.00	-750.00	66.7%
04222522 342511 FIRE INSP	-33,816.50	-38,750.00	-38,750.00	-44,690.75	.00	-38,750.00	.0%
04222522 342515 FL SAFE FE	-16,495.22	-7,500.00	-7,500.00	-4,855.67	.00	-6,520.00	-13.1%
04222522 364410 FRP SURP EQUIP	.00	.00	.00	.00	.00	-2,000.00	.0%
04222522 399100 CASH FWD	.00	.00	-83.00	.00	.00	.00	.0%
TOTAL FIRE INSPECTOR	-63,120.47	-55,740.00	-55,823.00	-64,644.92	.00	-58,260.00	4.5%
04223522 FIRE DEPT-NCBCC							
04223522 349000 OTHER SVC	-4,300.00	-1,400.00	-1,400.00	-2,980.00	.00	-3,000.00	114.3%
04223522 349004 COPY&PUBLI	.00	.00	.00	-.25	.00	.00	.0%
04223522 364410 FRP SURP EQUIP	.00	-5,000.00	-5,000.00	.00	.00	-20,000.00	300.0%
04223522 366910 DONATIONS	-20.00	.00	.00	.00	.00	.00	.0%
04223522 369909 W/C INS PR	-19,290.54	.00	.00	-886.00	.00	.00	.0%
04223522 399100 CASH FWD	.00	.00	-7,921.00	.00	.00	.00	.0%
04223522 399100 AIRRP CASH FWD	.00	-11,200.00	-11,200.00	.00	.00	.00	-100.0%
04223522 399100 CIP CASH FWD	.00	.00	.00	.00	.00	-319,000.00	.0%
04223522 399100 DUCT CASH FWD	.00	-690.00	-690.00	.00	.00	.00	-100.0%
04223522 399100 FRP CASH FWD	.00	.00	-14,792.00	.00	.00	-464,000.00	.0%
04223522 399100 ROUTR CASH FWD	.00	-12,650.00	-12,650.00	.00	.00	.00	-100.0%
04223522 399100 ST20 CASH FWD	.00	-43,929.00	-67,061.00	.00	.00	-48,230.00	9.8%
04223522 399100 ST30 CASH FWD	.00	.00	.00	.00	.00	-55,000.00	.0%
TOTAL FIRE DEPT-NCBCC	-23,610.54	-74,869.00	-120,714.00	-3,866.25	.00	-909,230.00	1114.4%
04243524 CODE ENFORCEMENT							
04243524 342522 ADM FEE-CE	-4,013.50	-3,000.00	-3,000.00	-2,954.87	.00	-3,000.00	.0%
04243524 349004 COPY&PUBLI	-360.85	.00	.00	-8.60	.00	.00	.0%
04243524 354000 VIOL-LOCAL	.00	-2,000.00	-2,000.00	-20,164.49	.00	-2,000.00	.0%
04243524 364410 FRP SURP EQUIP	-1,000.00	-300.00	-300.00	.00	.00	-300.00	.0%
04243524 399100 FRP CASH FWD	.00	.00	.00	.00	.00	-20,700.00	.0%
TOTAL CODE ENFORCEMENT	-5,374.35	-5,300.00	-5,300.00	-23,127.96	.00	-26,000.00	390.6%
04247515 PLANNING/ ECONOMIC OPPORTUNITY							
04247515 329102 FEE-ZONING	-11,580.00	-20,000.00	-20,000.00	-11,670.00	.00	-10,000.00	-50.0%
04247515 329105 SP/DFEES	-23,038.00	-18,000.00	-18,000.00	-28,877.00	.00	-20,000.00	11.1%
04247515 329111 AG ST PRMT	-150.00	-400.00	-400.00	-250.00	.00	-150.00	-62.5%
04247515 341851 SCHOOL IMP	-386.00	.00	.00	-89.59	.00	.00	.0%
04247515 341913 APPEAL/COD	-100.00	-300.00	-300.00	-100.00	.00	-200.00	-33.3%
04247515 344906 PLATT CHGS	-14,550.00	-8,000.00	-8,000.00	-8,500.00	.00	-10,000.00	25.0%
04247515 344908 PLAT CH177	-9,120.00	-15,000.00	-15,000.00	-16,950.00	.00	-15,000.00	.0%

10/06/2017 18:38
6235cwoo

BOARD OF COMMISSIONERS
NEXT YEAR / CURRENT YEAR BUDGET ANALYSIS

P 18
bgnyrpts

PROJECTION: 20181 2017/2018 BUDGET

FOR PERIOD 99

ACCOUNTS FOR:

MUNICIPAL SERVICE FUND			2016 ACTUAL	2017 ORIG BUD	2017 REVISED BUD	2017 ACTUAL	2017 PROJECTION	2018 RECOMMENED	PCT CHANGE
04247515	349004	COPY&PUBLI	-246.45	-400.00	-400.00	-1,502.78	.00	-1,200.00	200.0%
04247515	367011	LICEN-SOB	-300.00	-300.00	-300.00	-300.00	.00	-300.00	.0%
04247515	367012	BCH CON LI	-100.00	-100.00	-100.00	.00	.00	-100.00	.0%
04247515	367013	LICENSE-MV	.00	-300.00	-300.00	.00	.00	.00	-100.0%
04247515	369903	POSTAGE FE	-275.26	-500.00	-500.00	-605.04	.00	-500.00	.0%
04247515	381410	TI-NC IMPA	-1,675.60	-1,000.00	-1,000.00	.00	.00	-1,000.00	.0%
04247515	3816E0 DSAP1	TI-ENCPA	-96.34	.00	.00	-170.31	.00	-10,000.00	.0%
04247515	3816IM	T/I CP IMP	.00	-2,173.00	-2,173.00	-716.51	.00	-2,173.00	.0%
04247515	3816MB	T/I NCMOB	-52.99	-593.00	-593.00	-504.68	.00	-593.00	.0%
04247515	399100	CASH FWD	.00	.00	.00	.00	.00	-34,150.00	.0%
TOTAL PLANNING/ ECONOMIC OPP			-61,670.64	-67,066.00	-67,066.00	-70,235.91	.00	-105,366.00	57.1%
04335515 DEVELOPMENT SERVICES									
04335515	329105	SP/DFEES	.00	.00	.00	.00	.00	-2,000.00	.0%
04335515	329107	PERM-DRVWY	.00	.00	.00	.00	.00	-30,450.00	.0%
04335515	329108	PERMT-UTIL	.00	.00	.00	.00	.00	-1,370.00	.0%
04335515	329110	DRIVEWAY R	.00	.00	.00	.00	.00	-1,368.00	.0%
04335515	329114 ROW	PERMIT-SW	.00	.00	.00	.00	.00	-21,600.00	.0%
04335515	344911	CEI-SUB IN	.00	.00	.00	.00	.00	-10,500.00	.0%
04335515	344922	P-MISC	.00	.00	.00	.00	.00	-4,000.00	.0%
04335515	399100 FRP	CASH FWD	.00	.00	.00	.00	.00	-28,500.00	.0%
TOTAL DEVELOPMENT SERVICES			.00	.00	.00	.00	.00	-99,788.00	.0%
04621562 ANIMAL CONTROL									
04621562	322014	PERMITS-AC	-1,200.00	-5,000.00	-5,000.00	-1,460.00	.00	-2,500.00	-50.0%
04621562	329620	HORSE TP	-1,360.00	-1,500.00	-1,500.00	-680.00	.00	-1,500.00	.0%
04621562	337612	INTERL-CAL	-6,125.00	-10,000.00	-10,000.00	-7,875.00	.00	-10,500.00	5.0%
04621562	346410	FEES/RECL	-3,784.00	-5,000.00	-5,000.00	-6,227.50	.00	-5,000.00	.0%
04621562	346412	MICRO CHIP	-2,348.00	-6,000.00	-6,000.00	-3,236.00	.00	-3,000.00	-50.0%
04621562	346420	STERIL/ADP	-19,060.00	-25,000.00	-25,000.00	-13,075.99	.00	-25,000.00	.0%
04621562	346430	SVC RENDER	-9,096.95	-8,000.00	-8,000.00	-10,595.00	.00	-10,000.00	25.0%
04621562	346440	RBIES/REPL	-21,077.00	-27,000.00	-27,000.00	-16,440.00	.00	-27,000.00	.0%
04621562	348933 ACOT	AC SURCHAR	.00	.00	.00	-70.00	.00	.00	.0%
04621562	349000	OTHER SVC	.00	.00	.00	-496.00	.00	.00	.0%
04621562	349004	COPY&PUBLI	.00	.00	.00	-4.70	.00	.00	.0%
04621562	354001	FINES-AC	-500.00	-1,500.00	-1,500.00	.00	.00	-1,500.00	.0%
04621562	364410 FRP	SURP EQUIP	.00	-600.00	-600.00	.00	.00	-800.00	33.3%
04621562	366910	DONATIONS	-4,235.01	.00	.00	-4,219.77	.00	.00	.0%
04621562	369900	MISC REV	-4.70	.00	.00	-12.95	.00	.00	.0%
04621562	369909	W/C INS PR	-1,683.00	.00	.00	.00	.00	.00	.0%
04621562	399100	CASH FWD	.00	-28,750.00	-28,750.00	.00	.00	-28,750.00	.0%
04621562	399100 CIP	CASH FWD	.00	.00	.00	.00	.00	-65,000.00	.0%

10/06/2017 18:38
6235cwo

BOARD OF COMMISSIONERS
NEXT YEAR / CURRENT YEAR BUDGET ANALYSIS

P 19
bgnyrpts

PROJECTION: 20181 2017/2018 BUDGET

FOR PERIOD 99

ACCOUNTS FOR:

MUNICIPAL SERVICE FUND	2016 ACTUAL	2017 ORIG BUD	2017 REVISED BUD	2017 ACTUAL	2017 PROJECTION	2018 RECOMMENED	PCT CHANGE
04621562 399100 DUCT CASH FWD	.00	-1,485.00	-1,485.00	.00	.00	.00	-100.0%
04621562 399100 OSSD CASH FWD	.00	-46,000.00	-46,000.00	.00	.00	-42,679.00	-7.2%
TOTAL ANIMAL CONTROL	-70,473.66	-165,835.00	-165,835.00	-64,392.91	.00	-223,229.00	34.6%
04730541 DEVELOPER AGREEMENT-TRANSP							
04730541 399100 CASH FWD	.00	-5,000.00	-5,000.00	.00	.00	-5,000.00	.0%
TOTAL DEVELOPER AGREEMENT-TR	.00	-5,000.00	-5,000.00	.00	.00	-5,000.00	.0%
04999599 RESERVES							
04999599 399100 CASH FWD	.00	-1,857,296.00	-2,040,909.00	.00	.00	-2,146,231.00	15.6%
TOTAL RESERVES	.00	-1,857,296.00	-2,040,909.00	.00	.00	-2,146,231.00	15.6%
TOTAL MUNICIPAL SERVICE FUND	-11,282,847.59	-15,979,485.00	-16,209,574.00	-13,286,249.03	.00	-18,211,969.00	14.0%

10/06/2017 18:38
6235cwoo

BOARD OF COMMISSIONERS
NEXT YEAR / CURRENT YEAR BUDGET ANALYSIS

P 20
bgnyrpts

PROJECTION: 20181 2017/2018 BUDGET

FOR PERIOD 99

ACCOUNTS FOR:

ONE CENT SMALL COUNTY SURTAX	2016 ACTUAL	2017 ORIG BUD	2017 REVISED BUD	2017 ACTUAL	2017 PROJECTION	2018 RECOMMENED	PCT CHANGE
09000000 ONE CENT SMALL COUNTY SURTAX							
09000000 312610 1CT SURTAX	-9,127,257.38	-9,470,759.00	-9,470,759.00	-8,982,171.81	.00	-10,483,843.00	10.7%
09000000 361101 INT-BANK	-1,150.60	-50,000.00	-50,000.00	-574.46	.00	-35,000.00	-30.0%
09000000 361101 BUN02 INT-BANK	-802.04	.00	.00	-.34	.00	.00	.0%
09000000 361101 EVRB INT-BANK	-5,805.99	.00	.00	-28.28	.00	.00	.0%
09000000 361161 EVRB5 CD INTERES	-17,492.65	.00	.00	-25,607.54	.00	.00	.0%
09000000 361161 EVRB6 CD INTERES	-15,872.60	.00	.00	-5,040.04	.00	.00	.0%
09000000 361161 EVRB8 CD INTERES	-5,954.56	.00	.00	-8,661.25	.00	.00	.0%
09000000 399100 CASH FWD	.00	-3,240,723.00	.00	.00	.00	-171,000.00	-94.7%
TOTAL ONE CENT SMALL COUNTY	-9,174,335.82	-12,761,482.00	-9,520,759.00	-9,022,083.72	.00	-10,689,843.00	-16.2%
09061582 SUPERVISOR OF ELECTIONS							
09061582 399100 ADAOS CASH FWD	.00	-100,000.00	-100,000.00	.00	.00	-100,000.00	.0%
TOTAL SUPERVISOR OF ELECTION	.00	-100,000.00	-100,000.00	.00	.00	-100,000.00	.0%
09072523 MAINT-DETENTION CENTER							
09072523 399100 CASH FWD	.00	-250,000.00	-258,287.00	.00	.00	-200,000.00	-20.0%
TOTAL MAINT-DETENTION CENTER	.00	-250,000.00	-258,287.00	.00	.00	-200,000.00	-20.0%
09075572 MAINT-P&R/BEACH							
09075572 399100 PPBPP CASH FWD	.00	-256,395.00	-219,915.00	.00	.00	-150,654.00	-41.2%
09075572 399100 PPPK CASH FWD	.00	-191,570.00	-191,570.00	.00	.00	.00	-100.0%
TOTAL MAINT-P&R/BEACH	.00	-447,965.00	-411,485.00	.00	.00	-150,654.00	-66.4%
09099581 TRANSFER OUTS							
09099581 399100 CRAW2 CASH FWD	.00	.00	-1,979,107.00	.00	.00	.00	.0%
09099581 399100 DYAL CASH FWD	.00	.00	.00	.00	.00	-407,250.00	.0%
09099581 399100 PDWID CASH FWD	.00	.00	.00	.00	.00	-1,752,000.00	.0%
TOTAL TRANSFER OUTS	.00	.00	-1,979,107.00	.00	.00	-2,159,250.00	.0%
09213521 SHERIFF ADMINISTRATIVE BUILDIN							
09213521 399100 CASH FWD	.00	-94,888.00	-94,888.00	.00	.00	-94,888.00	.0%
TOTAL SHERIFF ADMINISTRATIVE	.00	-94,888.00	-94,888.00	.00	.00	-94,888.00	.0%
09252525 PUBLIC SAFETY-COMMUNICATION SY							
09252525 399100 MCOM2 CASH FWD	.00	-84,000.00	-364,300.00	.00	.00	-364,300.00	333.7%

10/06/2017 18:38
6235cwoo

BOARD OF COMMISSIONERS
NEXT YEAR / CURRENT YEAR BUDGET ANALYSIS

P 21
bgnyrpts

PROJECTION: 20181 2017/2018 BUDGET

FOR PERIOD 99

ACCOUNTS FOR:

ONE CENT SMALL COUNTY SURTAX	2016 ACTUAL	2017 ORIG BUD	2017 REVISED BUD	2017 ACTUAL	2017 PROJECTION	2018 RECOMMENED	PCT CHANGE
TOTAL PUBLIC SAFETY-COMMUNIC	.00	-84,000.00	-364,300.00	.00	.00	-364,300.00	333.7%
09399539 BEACH EROSION CONTROL PROGRAM							
09399539 399100 BRSP CASH FWD	.00	-652,870.00	-652,870.00	.00	.00	-589,173.00	-9.8%
TOTAL BEACH EROSION CONTROL	.00	-652,870.00	-652,870.00	.00	.00	-589,173.00	-9.8%
09420541 ENGINEERING SERVICES							
09420541 399100 CASH FWD	.00	-12,273.00	-12,273.00	.00	.00	-12,273.00	.0%
TOTAL ENGINEERING SERVICES	.00	-12,273.00	-12,273.00	.00	.00	-12,273.00	.0%
09711571 LIBRARIES							
09711571 399100 ITLIB CASH FWD	.00	-25,000.00	-25,000.00	.00	.00	.00	-100.0%
TOTAL LIBRARIES	.00	-25,000.00	-25,000.00	.00	.00	.00	-100.0%
09999599 RESERVES							
09999599 381650 911CC TI-COMPLX	-204,635.00	-440,000.00	-442,049.00	.00	.00	.00	-100.0%
09999599 399100 CASH FWD	.00	.00	-1,042,840.00	.00	.00	.00	.0%
TOTAL RESERVES	-204,635.00	-440,000.00	-1,484,889.00	.00	.00	.00	-100.0%
TOTAL ONE CENT SMALL COUNTY	-9,378,970.82	-14,868,478.00	-14,903,858.00	-9,022,083.72	.00	-14,360,381.00	-3.4%

10/06/2017 18:38
6235cwo

BOARD OF COMMISSIONERS
NEXT YEAR / CURRENT YEAR BUDGET ANALYSIS

P 22
bgnyrpts

PROJECTION: 20181 2017/2018 BUDGET

FOR PERIOD 99

ACCOUNTS FOR:

LAW ENFORCE TRAINING	2016 ACTUAL	2017 ORIG BUD	2017 REVISED BUD	2017 ACTUAL	2017 PROJECTION	2018 RECOMMENED	PCT CHANGE
10000000 LAW ENFORCE TRAINING							
10000000 348932 DOMVL DOM VIOL	-6,159.37	-7,000.00	-7,000.00	-9,038.84	.00	-8,000.00	14.3%
10000000 351310 LETRAIN-CI	-279.11	-200.00	-200.00	-235.32	.00	-250.00	25.0%
10000000 351330 LETRAIN-CN	-14,823.19	-15,000.00	-15,000.00	-13,198.24	.00	-15,000.00	.0%
10000000 361101 INT-BANK	-53.50	-120.00	-120.00	-53.42	.00	-150.00	25.0%
10000000 361101 BUN02 INT-BANK	-117.26	.00	.00	-82.33	.00	.00	.0%
10000000 361101 DOMVL INT-B DOMV	-393.44	-300.00	-300.00	-517.78	.00	-300.00	.0%
10000000 361101 EVRB INT-BANK	.00	.00	.00	-212.73	.00	.00	.0%
10000000 399100 CASH FWD	.00	-43,773.00	-44,416.00	.00	.00	-47,866.00	9.4%
10000000 399100 DOMVL CASH FWD	.00	-99,412.00	-97,848.00	.00	.00	-101,333.00	1.9%
TOTAL LAW ENFORCE TRAINING	-21,825.87	-165,805.00	-164,884.00	-23,338.66	.00	-172,899.00	4.3%
TOTAL LAW ENFORCE TRAINING	-21,825.87	-165,805.00	-164,884.00	-23,338.66	.00	-172,899.00	4.3%

10/06/2017 18:38
6235cwoo

BOARD OF COMMISSIONERS
NEXT YEAR / CURRENT YEAR BUDGET ANALYSIS

P 23
bgnyrpts

PROJECTION: 20181 2017/2018 BUDGET

FOR PERIOD 99

ACCOUNTS FOR:

SHERIFF DONATION FUND	2016 ACTUAL	2017 ORIG BUD	2017 REVISED BUD	2017 ACTUAL	2017 PROJECTION	2018 RECOMMENED	PCT CHANGE
12000000 SHERIFF DONATION FUND							
12000000 361101 INT-BANK	-.07	.00	.00	-1.79	.00	.00	.0%
TOTAL SHERIFF DONATION FUND	-.07	.00	.00	-1.79	.00	.00	.0%
12215521 DARE DONATIONS							
12215521 361101 INT-BANK	-9.78	-10.00	-10.00	-14.44	.00	-10.00	.0%
12215521 399100 CASH FWD	.00	-2,960.00	-2,960.00	.00	.00	-2,972.00	.4%
TOTAL DARE DONATIONS	-9.78	-2,970.00	-2,970.00	-14.44	.00	-2,982.00	.4%
TOTAL SHERIFF DONATION FUND	-9.85	-2,970.00	-2,970.00	-16.23	.00	-2,982.00	.4%

10/06/2017 18:38
6235cwoo

BOARD OF COMMISSIONERS
NEXT YEAR / CURRENT YEAR BUDGET ANALYSIS

P 24
bgnyrpts

PROJECTION: 20181 2017/2018 BUDGET

FOR PERIOD 99

ACCOUNTS FOR:

LAW ENFORCEMENT TRUST FUND	2016 ACTUAL	2017 ORIG BUD	2017 REVISED BUD	2017 ACTUAL	2017 PROJECTION	2018 RECOMMENED	PCT CHANGE
13000000 LAW ENFORCEMENT TRUST FUND							
13000000 358200 ASSETS SEI	-71,651.14	-15,000.00	-15,000.00	-18,052.50	.00	-15,000.00	.0%
13000000 361101 INT-BANK	-76.43	-150.00	-150.00	-85.79	.00	-150.00	.0%
13000000 361101 BUN02 INT-BANK	-103.75	.00	.00	-33.09	.00	.00	.0%
13000000 361101 EVRB INT-BANK	.00	.00	.00	-89.46	.00	.00	.0%
13000000 369900 MISC REV	-200.00	.00	.00	-233.33	.00	.00	.0%
13000000 399100 CASH FWD	.00	-80,388.00	-95,089.00	.00	.00	-87,129.00	8.4%
TOTAL LAW ENFORCEMENT TRUST	-72,031.32	-95,538.00	-110,239.00	-18,494.17	.00	-102,279.00	7.1%
TOTAL LAW ENFORCEMENT TRUST	-72,031.32	-95,538.00	-110,239.00	-18,494.17	.00	-102,279.00	7.1%

10/06/2017 18:38
6235cwoo

BOARD OF COMMISSIONERS
NEXT YEAR / CURRENT YEAR BUDGET ANALYSIS

P 25
bgnyrpts

PROJECTION: 20181 2017/2018 BUDGET

FOR PERIOD 99

ACCOUNTS FOR:

NC ANTI-DRUG ENFORC GRANT	2016 ACTUAL	2017 ORIG BUD	2017 REVISED BUD	2017 ACTUAL	2017 PROJECTION	2018 RECOMMENED	PCT CHANGE
15000000 NC ANTI-DRUG ENFORC GRANT							
15000000 361101 INT-BANK	-1.76	.00	.00	-2.35	.00	.00	.0%
15000000 399100 CASH FWD	.00	-434.00	-434.00	.00	.00	-434.00	.0%
TOTAL NC ANTI-DRUG ENFORC GR	-1.76	-434.00	-434.00	-2.35	.00	-434.00	.0%
15001521 BOARD OF CO COMMISSIONERS							
15001521 361101 DOME INT-BANK	-56.20	.00	.00	-75.14	.00	.00	.0%
15001521 399100 DOME CASH FWD	.00	-13,698.00	-13,698.00	.00	.00	-13,791.00	.7%
TOTAL BOARD OF CO COMMISSION	-56.20	-13,698.00	-13,698.00	-75.14	.00	-13,791.00	.7%
15037521 SHERIFF GRANTS							
15037521 331211 E5005 JAG	.00	-45,615.00	-45,615.00	.00	.00	.00	-100.0%
15037521 331211 F8095 JAG	.00	.00	-6,023.00	-6,023.00	.00	.00	.0%
15037521 331211 F9120 JAG	.00	.00	-45,615.00	-15,048.87	.00	.00	.0%
15037521 331211 H3067 JAG	-14,735.20	.00	.00	-26,861.20	.00	.00	.0%
15037521 331211 H4082 JAG	-6,344.00	.00	.00	.00	.00	.00	.0%
15037521 331211 R3010 JAG	-13,197.49	.00	.00	.00	.00	.00	.0%
15037521 331216 12SCP SCAAP GRAN	-754.37	.00	.00	.00	.00	.00	.0%
15037521 331216 13SCP SCAAP GRAN	-1,737.63	-1,850.00	-1,850.00	-1,841.49	.00	-1,862.00	.6%
15037521 331216 14SCP SCAAP GRAN	1,130.36	-5,184.00	-5,184.00	-5,165.41	.00	-5,219.00	.7%
15037521 331216 15SCP SCAAP GRAN	.00	-4,254.00	-4,254.00	-4,238.53	.00	-4,283.00	.7%
15037521 331216 16SCP SCAAP GRAN	.00	-5,476.00	-5,476.00	-5,454.00	.00	-5,513.00	.7%
15037521 331216 17SCP SCAAP GRAN	.00	.00	-3,046.00	-3,046.00	.00	-3,058.00	.0%
15037521 361101 13SCP INT-BANK	.00	.00	.00	-18.02	.00	.00	.0%
15037521 361101 14SCP INT-BANK	.00	.00	.00	-46.83	.00	.00	.0%
15037521 361101 15SCP INT-BANK	.00	.00	.00	-38.64	.00	.00	.0%
15037521 361101 16SCP INT-BANK	.00	.00	.00	-51.34	.00	.00	.0%
15037521 361101 17SCP INT-BANK	.00	.00	.00	-14.84	.00	.00	.0%
15037521 369910 14SCP REF PY-EXP	-1,130.36	.00	.00	.00	.00	.00	.0%
TOTAL SHERIFF GRANTS	-36,768.69	-62,379.00	-117,063.00	-67,848.17	.00	-19,935.00	-68.0%
15214521 DEET-MISC PROGRAM INCOME							
15214521 351000 JUDGE&FINE	-377.55	-500.00	-586.00	-672.40	.00	-500.00	.0%
15214521 358200 ASSETS SEI	-851.00	.00	-19,366.00	-19,366.00	.00	.00	.0%
15214521 361101 INT-BANK	-52.70	.00	.00	-85.23	.00	.00	.0%
15214521 399100 CASH FWD	.00	-5,977.00	-6,679.00	.00	.00	-17,625.00	194.9%
TOTAL DEET-MISC PROGRAM INCO	-1,281.25	-6,477.00	-26,631.00	-20,123.63	.00	-18,125.00	179.8%
TOTAL NC ANTI-DRUG ENFORC GR	-38,107.90	-82,988.00	-157,826.00	-88,049.29	.00	-52,285.00	-37.0%

10/06/2017 18:38
6235cwoo

BOARD OF COMMISSIONERS
NEXT YEAR / CURRENT YEAR BUDGET ANALYSIS

P 26
bgnyrpts

PROJECTION: 20181 2017/2018 BUDGET

FOR PERIOD 99

ACCOUNTS FOR:

COURT FACILITY FEES FUND	2016 ACTUAL	2017 ORIG BUD	2017 REVISED BUD	2017 ACTUAL	2017 PROJECTION	2018 RECOMMENED	PCT CHANGE
18000000 COURT FACILITY FEES FUND							
18000000 348930 TRAF/COURT	-117,371.65	-115,000.00	-115,000.00	-104,077.87	.00	-110,000.00	-4.3%
18000000 361101 INT-BANK	-147.65	-4,000.00	-4,000.00	-61.39	.00	-3,500.00	-12.5%
18000000 361101 BUN02 INT-BANK	-100.80	.00	.00	-109.65	.00	.00	.0%
18000000 361101 EVRB INT-BANK	-3,398.96	.00	.00	-4,380.05	.00	.00	.0%
18000000 399100 CASH FWD	.00	-623,067.00	-388,031.00	.00	.00	-436,993.00	-29.9%
TOTAL COURT FACILITY FEES FU	-121,019.06	-742,067.00	-507,031.00	-108,628.96	.00	-550,493.00	-25.8%
18160712 GEN OPS/COURTHOUSE FACILITIES							
18160712 399100 CASH FWD	.00	.00	-30,431.00	.00	.00	.00	.0%
18160712 399100 HCHW CASH FWD	.00	.00	-186,000.00	.00	.00	-170,918.00	.0%
TOTAL GEN OPS/COURTHOUSE FAC	.00	.00	-216,431.00	.00	.00	-170,918.00	.0%
TOTAL COURT FACILITY FEES FU	-121,019.06	-742,067.00	-723,462.00	-108,628.96	.00	-721,411.00	-2.8%

10/06/2017 18:38
6235cwoo

BOARD OF COMMISSIONERS
NEXT YEAR / CURRENT YEAR BUDGET ANALYSIS

P 27
bgnyrpts

PROJECTION: 20181 2017/2018 BUDGET

FOR PERIOD 99

ACCOUNTS FOR:

LAW LIBRARY TRUST FUND	2016 ACTUAL	2017 ORIG BUD	2017 REVISED BUD	2017 ACTUAL	2017 PROJECTION	2018 RECOMMENED	PCT CHANGE
19000000 LAW LIBRARY TRUST FUND							
19000000 361101 INT-BANK	-71.77	-750.00	-750.00	-40.75	.00	-750.00	.0%
19000000 361101 EVRB INT-BANK	-640.13	.00	.00	-1,024.01	.00	.00	.0%
19000000 399100 CASH FWD	.00	-148,670.00	-148,077.00	.00	.00	-137,877.00	-7.3%
TOTAL LAW LIBRARY TRUST FUND	-711.90	-149,420.00	-148,827.00	-1,064.76	.00	-138,627.00	-7.2%
19171714 LAW LIB-ADD. COURT 939.185							
19171714 348923 939.185	-24,558.72	-28,000.00	-28,000.00	-20,074.38	.00	-25,000.00	-10.7%
TOTAL LAW LIB-ADD. COURT 939	-24,558.72	-28,000.00	-28,000.00	-20,074.38	.00	-25,000.00	-10.7%
TOTAL LAW LIBRARY TRUST FUND	-25,270.62	-177,420.00	-176,827.00	-21,139.14	.00	-163,627.00	-7.8%

10/06/2017 18:38
6235cwoo

BOARD OF COMMISSIONERS
NEXT YEAR / CURRENT YEAR BUDGET ANALYSIS

P 28
bgnyrpts

PROJECTION: 20181 2017/2018 BUDGET

FOR PERIOD 99

ACCOUNTS FOR:

CRIMINAL JUSTICE TRUST	2016 ACTUAL	2017 ORIG BUD	2017 REVISED BUD	2017 ACTUAL	2017 PROJECTION	2018 RECOMMENED	PCT CHANGE
20000000 CRIMINAL JUSTICE TRUST							
20000000 348921 939.185	-24,558.72	-28,000.00	-28,000.00	-20,074.38	.00	-25,000.00	-10.7%
20000000 361101 INT-BANK	-103.46	-800.00	-800.00	-89.12	.00	-800.00	.0%
20000000 361101 BUN02 INT-BANK	-58.64	.00	.00	-41.16	.00	.00	.0%
20000000 361101 EVRB INT-BANK	-846.04	.00	.00	-1,310.65	.00	.00	.0%
20000000 399100 CASH FWD	.00	-207,543.00	-209,749.00	.00	.00	-182,035.00	-12.3%
TOTAL CRIMINAL JUSTICE TRUST	-25,566.86	-236,343.00	-238,549.00	-21,515.31	.00	-207,835.00	-12.1%
20171719 COURT RELATED 939.185							
20171719 348921 JUV CR	-24,558.60	-28,000.00	-28,000.00	-20,074.29	.00	-25,000.00	-10.7%
TOTAL COURT RELATED 939.185	-24,558.60	-28,000.00	-28,000.00	-20,074.29	.00	-25,000.00	-10.7%
TOTAL CRIMINAL JUSTICE TRUST	-50,125.46	-264,343.00	-266,549.00	-41,589.60	.00	-232,835.00	-11.9%

10/06/2017 18:38
6235cwoo

BOARD OF COMMISSIONERS
NEXT YEAR / CURRENT YEAR BUDGET ANALYSIS

P 29
bgnyrpts

PROJECTION: 20181 2017/2018 BUDGET

FOR PERIOD 99

ACCOUNTS FOR:

SPECIAL DRUG AND ALCOHOL REHAB	2016 ACTUAL	2017 ORIG BUD	2017 REVISED BUD	2017 ACTUAL	2017 PROJECTION	2018 RECOMMENED	PCT CHANGE
22000000 SPECIAL DRUG AND ALCOHOL REHAB							
22000000 348990 SP ALCOHOL	-3,781.82	-4,500.00	-4,500.00	-3,118.04	.00	-4,000.00	-11.1%
22000000 361101 INT-BANK	-.33	.00	.00	-.04	.00	.00	.0%
TOTAL SPECIAL DRUG AND ALCOH	-3,782.15	-4,500.00	-4,500.00	-3,118.08	.00	-4,000.00	-11.1%
TOTAL SPECIAL DRUG AND ALCOH	-3,782.15	-4,500.00	-4,500.00	-3,118.08	.00	-4,000.00	-11.1%

10/06/2017 18:38
6235cwo

BOARD OF COMMISSIONERS
NEXT YEAR / CURRENT YEAR BUDGET ANALYSIS

P 30
bgnyrpts

PROJECTION: 20181 2017/2018 BUDGET

FOR PERIOD 99

ACCOUNTS FOR:

LEGAL AID TRUST FUND	2016 ACTUAL	2017 ORIG BUD	2017 REVISED BUD	2017 ACTUAL	2017 PROJECTION	2018 RECOMMENED	PCT CHANGE
23000000 LEGAL AID TRUST FUND							
23000000 361101 EVRB INT-BANK	.00	.00	.00	-148.68	.00	.00	.0%
23000000 381010 TI-GENERAL	-59,096.28	-56,910.00	-56,910.00	-56,910.00	.00	-56,910.00	.0%
TOTAL LEGAL AID TRUST FUND	-59,096.28	-56,910.00	-56,910.00	-57,058.68	.00	-56,910.00	.0%
23171564 LEGAL AID-ADD. COURT 939.185							
23171564 348922 939.185	-24,558.72	-28,000.00	-28,000.00	-20,074.38	.00	-28,000.00	.0%
TOTAL LEGAL AID-ADD. COURT 9	-24,558.72	-28,000.00	-28,000.00	-20,074.38	.00	-28,000.00	.0%
TOTAL LEGAL AID TRUST FUND	-83,655.00	-84,910.00	-84,910.00	-77,133.06	.00	-84,910.00	.0%

10/06/2017 18:38
6235cwo

BOARD OF COMMISSIONERS
NEXT YEAR / CURRENT YEAR BUDGET ANALYSIS

P 31
bgnyrpts

PROJECTION: 20181 2017/2018 BUDGET

FOR PERIOD 99

ACCOUNTS FOR:

DRIVER ED SAFETY TRUST FUND	2016 ACTUAL	2017 ORIG BUD	2017 REVISED BUD	2017 ACTUAL	2017 PROJECTION	2018 RECOMMENED	PCT CHANGE
24000000 DRIVER ED SAFETY TRUST FUND							
24000000 359303 CIV-TRAFFC	-39,014.61	-42,900.00	-42,900.00	-35,047.89	.00	-40,000.00	-6.8%
24000000 361101 INT-BANK	-89.85	-50.00	-50.00	-104.20	.00	-50.00	.0%
24000000 399100 CASH FWD	.00	-41,695.00	-39,105.00	.00	.00	-36,075.00	-13.5%
TOTAL DRIVER ED SAFETY TRUST	-39,104.46	-84,645.00	-82,055.00	-35,152.09	.00	-76,125.00	-10.1%
TOTAL DRIVER ED SAFETY TRUST	-39,104.46	-84,645.00	-82,055.00	-35,152.09	.00	-76,125.00	-10.1%

10/06/2017 18:38
6235cwo

BOARD OF COMMISSIONERS
NEXT YEAR / CURRENT YEAR BUDGET ANALYSIS

P 32
bgnyrpts

PROJECTION: 20181 2017/2018 BUDGET

FOR PERIOD 99

ACCOUNTS FOR:

911 OPER & MAINT FUND	2016 ACTUAL	2017 ORIG BUD	2017 REVISED BUD	2017 ACTUAL	2017 PROJECTION	2018 RECOMMENED	PCT CHANGE
26000000 911 OPER & MAINT FUND							
26000000 361101 BUN02 INT-BANK	-390.88	.00	.00	-274.47	.00	.00	.0%
26000000 361101 EVRB INT-BANK	-81.85	.00	.00	-893.08	.00	.00	.0%
26000000 361161 EVRB5 CD INTERES	-632.56	.00	.00	-417.57	.00	.00	.0%
26000000 399100 CASH FWD	.00	-171,957.00	-251,775.00	.00	.00	-252,753.00	47.0%
TOTAL 911 OPER & MAINT FUND	-1,105.29	-171,957.00	-251,775.00	-1,585.12	.00	-252,753.00	47.0%
26252525 PUBLIC SAFETY-911 COMM							
26252525 342412 911-FEES	-375,982.81	-365,000.00	-365,000.00	-392,563.87	.00	-365,000.00	.0%
26252525 361101 INT-BANK	-148.36	-750.00	-750.00	-335.32	.00	-1,000.00	33.3%
26252525 386401 SHERF RES EQ-SHR	-64,001.96	.00	.00	.00	.00	.00	.0%
TOTAL PUBLIC SAFETY-911 COMM	-440,133.13	-365,750.00	-365,750.00	-392,899.19	.00	-366,000.00	.1%
TOTAL 911 OPER & MAINT FUND	-441,238.42	-537,707.00	-617,525.00	-394,484.31	.00	-618,753.00	15.1%

10/06/2017 18:38
6235cwoo

BOARD OF COMMISSIONERS
NEXT YEAR / CURRENT YEAR BUDGET ANALYSIS

P 33
bgnyrpts

PROJECTION: 20181 2017/2018 BUDGET

FOR PERIOD 99

ACCOUNTS FOR:

EMS COUNTY AWARD-HRS FUND	2016 ACTUAL	2017 ORIG BUD	2017 REVISED BUD	2017 ACTUAL	2017 PROJECTION	2018 RECOMMENED	PCT CHANGE
27261525 EMS AWARDED GRANTS							
27261525 334202 C1645 EMS GRANT	-9,248.21	.00	.00	.00	.00	.00	.0%
27261525 334202 C1745 EMS GRANT	.00	-9,937.00	-9,960.00	-9,959.47	.00	.00	-100.0%
27261525 334202 C1845 EMS GRANT	.00	.00	.00	.00	.00	-8,885.00	.0%
TOTAL EMS AWARDED GRANTS	-9,248.21	-9,937.00	-9,960.00	-9,959.47	.00	-8,885.00	-10.6%
TOTAL EMS COUNTY AWARD-HRS F	-9,248.21	-9,937.00	-9,960.00	-9,959.47	.00	-8,885.00	-10.6%

10/06/2017 18:38
6235cwo

BOARD OF COMMISSIONERS
NEXT YEAR / CURRENT YEAR BUDGET ANALYSIS

P 34
bgnyrpts

PROJECTION: 20181 2017/2018 BUDGET

FOR PERIOD 99

ACCOUNTS FOR:

GRANTS	2016 ACTUAL	2017 ORIG BUD	2017 REVISED BUD	2017 ACTUAL	2017 PROJECTION	2018 RECOMMENED	PCT CHANGE
35005538 GRANT-FLOOD CONTROL/STORMWATER							
35005538 337380 THCRK SJRWMD FC	.00	-487,500.00	-987,500.00	-776,500.00	.00	-223,500.00	-54.2%
TOTAL GRANT-FLOOD CONTROL/ST	.00	-487,500.00	-987,500.00	-776,500.00	.00	-223,500.00	-54.2%
TOTAL GRANTS	.00	-487,500.00	-987,500.00	-776,500.00	.00	-223,500.00	-54.2%

10/06/2017 18:38
6235cwoo

BOARD OF COMMISSIONERS
NEXT YEAR / CURRENT YEAR BUDGET ANALYSIS

P 35
bgnyrpts

PROJECTION: 20181 2017/2018 BUDGET

FOR PERIOD 99

ACCOUNTS FOR:

AI BEACH RENOURISHMENT MSTU	2016 ACTUAL	2017 ORIG BUD	2017 REVISED BUD	2017 ACTUAL	2017 PROJECTION	2018 RECOMMENED	PCT CHANGE
<hr/>							
36000000 BEACH FUND							
36000000 361101 EVRB INT-BANK	.00	.00	.00	-1,307.97	.00	-1,500.00	.0%
TOTAL BEACH FUND	.00	.00	.00	-1,307.97	.00	-1,500.00	.0%
<hr/>							
36399539 AI BEACH RENOURISHMENT MSTU							
36399539 311100 AD VALOREM	.00	-310,609.00	-310,609.00	-310,553.15	.00	-333,638.00	7.4%
36399539 361101 INT-BANK	.00	-1,391.00	-1,391.00	-496.31	.00	.00	-100.0%
36399539 399100 CASH FWD	.00	.00	.00	.00	.00	-301,016.00	.0%
TOTAL AI BEACH RENOURISHMENT	.00	-312,000.00	-312,000.00	-311,049.46	.00	-634,654.00	103.4%
TOTAL AI BEACH RENOURISHMENT	.00	-312,000.00	-312,000.00	-312,357.43	.00	-636,154.00	103.9%

10/06/2017 18:38
6235cwo

BOARD OF COMMISSIONERS
NEXT YEAR / CURRENT YEAR BUDGET ANALYSIS

P 36
bgnyrpts

PROJECTION: 20181 2017/2018 BUDGET

FOR PERIOD 99

ACCOUNTS FOR:

AI TOURIST DEVELOP FUND	2016 ACTUAL	2017 ORIG BUD	2017 REVISED BUD	2017 ACTUAL	2017 PROJECTION	2018 RECOMMENED	PCT CHANGE
37000000 AI TOURIST DEVELOP FUND							
37000000 312120 TOURIST TX	-5,296,555.95	-4,795,875.00	-4,795,875.00	-5,137,449.25	.00	-5,617,500.00	17.1%
37000000 361101 INT-BANK	-1,313.25	.00	.00	-339.79	.00	.00	.0%
37000000 361101 AMER1 INT-BANK	.00	.00	.00	-17,917.66	.00	.00	.0%
37000000 361101 BUN01 INT-BANK	-908.61	.00	.00	.00	.00	.00	.0%
37000000 361101 CBC1 INT-BANK	-483.15	.00	.00	-4,876.14	.00	.00	.0%
37000000 361101 EVRB INT-BANK	-18,425.47	.00	.00	-8,620.61	.00	.00	.0%
37000000 361161 EVRB1 CD INTERES	.00	.00	.00	-888.45	.00	.00	.0%
37000000 361161 EVRB5 CD INTERES	-8,454.12	.00	.00	-8,678.14	.00	.00	.0%
37000000 361161 EVRB6 CD INTERES	-1,267.16	.00	.00	-3,682.30	.00	.00	.0%
37000000 399951 CS-FW RES	.00	-50,119.00	-54,308.00	.00	.00	-49,729.00	-.8%
37000000 399952 CS-FWD MAR	.00	-2,438,399.00	-2,688,173.00	.00	.00	-1,134,999.00	-53.5%
37000000 399953 CS FWD-TRD	.00	-596,657.00	-695,277.00	.00	.00	-450,558.00	-24.5%
37000000 399954 CS FWD-BCH	.00	-2,105,046.00	-2,095,307.00	.00	.00	-1,505,588.00	-28.5%
TOTAL AI TOURIST DEVELOP FUN	-5,327,407.71	-9,986,096.00	-10,328,940.00	-5,182,452.34	.00	-8,758,374.00	-12.3%
TOTAL AI TOURIST DEVELOP FUN	-5,327,407.71	-9,986,096.00	-10,328,940.00	-5,182,452.34	.00	-8,758,374.00	-12.3%

10/06/2017 18:38
6235cwoo

BOARD OF COMMISSIONERS
NEXT YEAR / CURRENT YEAR BUDGET ANALYSIS

P 37
bgnyrpts

PROJECTION: 20181 2017/2018 BUDGET

FOR PERIOD 99

ACCOUNTS FOR:

NC IMPACT FEE ORD FUND	2016 ACTUAL	2017 ORIG BUD	2017 REVISED BUD	2017 ACTUAL	2017 PROJECTION	2018 RECOMMENED	PCT CHANGE
<hr/>							
41152521 PLANNING D502-LAW ENFORCEMENT							
41152521 324111 IF-RES-PS	-12,753.15	.00	.00	-1,384.98	.00	.00	.0%
41152521 324121 IM-COMM-PS	-3,310.52	.00	.00	.00	.00	.00	.0%
41152521 361101 INT-BANK	-11.97	-450.00	-450.00	-6.92	.00	-620.00	37.8%
41152521 361101 BUN01 INT-BANK	-348.79	.00	.00	.00	.00	.00	.0%
41152521 361101 CBC1 INT-BANK	-127.31	.00	.00	-460.62	.00	.00	.0%
41152521 361101 EVRB MM INTERES	-2.19	.00	.00	-195.05	.00	.00	.0%
41152521 399100 CASH FWD	.00	-74,600.00	-79,862.00	.00	.00	-81,830.00	9.7%
TOTAL PLANNING D502-LAW ENFO	-16,553.93	-75,050.00	-80,312.00	-2,047.57	.00	-82,450.00	9.9%
<hr/>							
41152522 PLANNING D502-FIRE & RESCUE							
41152522 324112 IF-RES-PS	-11,398.67	.00	.00	-1,118.42	.00	.00	.0%
41152522 324122 IM-COMM-PS	-2,673.38	.00	.00	.00	.00	.00	.0%
41152522 361101 INT-BANK	-9.81	-80.00	-80.00	-5.45	.00	-10.00	-87.5%
41152522 361101 BUN01 INT-BANK	-4.44	.00	.00	.00	.00	.00	.0%
41152522 361101 CBC1 INT-BANK	-2.58	.00	.00	.00	.00	.00	.0%
41152522 361101 EVRB MM INTERES	-69.44	.00	.00	.00	.00	.00	.0%
41152522 399100 CASH FWD	.00	-19,200.00	.00	.00	.00	-960.00	-95.0%
TOTAL PLANNING D502-FIRE & R	-14,158.32	-19,280.00	-80.00	-1,123.87	.00	-970.00	-95.0%
<hr/>							
41152541 PLANNING D502-TRANSPORTATION							
41152541 324321 IF-COMM-TR	.00	.00	.00	.00	.00	-5,980.00	.0%
41152541 361101 INT-BANK	-.03	-4,000.00	-4,000.00	.00	.00	.00	-100.0%
41152541 361101 EVRB MM INTERES	-4,302.14	.00	.00	-5,978.13	.00	.00	.0%
41152541 399100 CASH FWD	.00	-791,800.00	-792,058.00	.00	.00	-797,230.00	.7%
TOTAL PLANNING D502-TRANSPOR	-4,302.17	-795,800.00	-796,058.00	-5,978.13	.00	-803,210.00	.9%
<hr/>							
41152572 D502-COMMUNITY PARK							
41152572 324611 IF-RES-C/R	-18,994.00	.00	.00	-2,092.00	.00	.00	.0%
41152572 361101 INT-BANK	-18.21	-1,000.00	-1,000.00	-10.54	.00	-1,100.00	10.0%
41152572 361101 BUN01 INT-BANK	-651.32	.00	.00	.00	.00	.00	.0%
41152572 361101 CBC1 INT-BANK	-236.47	.00	.00	-855.63	.00	.00	.0%
41152572 361101 EVRB MM INTERES	-2.43	.00	.00	-302.31	.00	.00	.0%
41152572 399100 CASH FWD	.00	-137,600.00	-140,395.00	.00	.00	-143,590.00	4.4%
TOTAL D502-COMMUNITY PARK	-19,902.43	-138,600.00	-141,395.00	-3,260.48	.00	-144,690.00	4.4%
<hr/>							
41153521 PLANNING D503-LAW ENFORCEMENT							
41153521 324111 IF-RES-PS	-81,668.25	.00	.00	-1,198.80	.00	.00	.0%

10/06/2017 18:38
6235cwoo

BOARD OF COMMISSIONERS
NEXT YEAR / CURRENT YEAR BUDGET ANALYSIS

P 38
bgnyrpts

PROJECTION: 20181 2017/2018 BUDGET

FOR PERIOD 99

ACCOUNTS FOR:

NC	IMPACT	FEE	ORD	FUND	2016 ACTUAL	2017 ORIG BUD	2017 REVISED BUD	2017 ACTUAL	2017 PROJECTION	2018 RECOMMENED	PCT CHANGE
41153521	324121			IM-COMM-PS	-25,275.13	.00	.00	.00	.00	.00	.0%
41153521	361101			INT-BANK	-56.42	-2,000.00	-2,000.00	-5.91	.00	-5,420.00	171.0%
41153521	361101	BUN01		INT-BANK	-3,102.19	.00	.00	.00	.00	.00	.0%
41153521	361101	CBC1		INT-BANK	-1,103.14	.00	.00	-4,728.77	.00	.00	.0%
41153521	361101	EVRB		MM INTERES	-283.30	.00	.00	-2,028.76	.00	.00	.0%
41153521	399100			CASH FWD	.00	-705,700.00	-713,501.00	.00	.00	-721,580.00	2.3%
TOTAL PLANNING D503-LAW ENFO					-111,488.43	-707,700.00	-715,501.00	-7,962.24	.00	-727,000.00	2.7%
41153522	PLANNING			D503-FIRE & RESCUE							
41153522	324112			IF-RES-PS	-118,950.45	.00	.00	-968.08	.00	.00	.0%
41153522	324122			IM-COMM-PS	-20,819.17	.00	.00	.00	.00	.00	.0%
41153522	361101			INT-BANK	-38.80	-50.00	-50.00	-4.61	.00	-530.00	960.0%
41153522	361101	BUN01		INT-BANK	-1,319.41	.00	.00	.00	.00	.00	.0%
41153522	361101	CBC1		INT-BANK	-478.30	.00	.00	.00	.00	.00	.0%
41153522	361101	EVRB		MM INTERST	-312.66	.00	.00	-528.38	.00	.00	.0%
41153522	399100			CASH FWD	.00	-6,600.00	-69,400.00	.00	.00	-70,400.00	966.7%
TOTAL PLANNING D503-FIRE & R					-141,918.79	-6,650.00	-69,450.00	-1,501.07	.00	-70,930.00	966.6%
41153572	D503			COMMUNITY PARK							
41153572	324611			IF-RES-C/R	-122,961.92	.00	.00	-1,776.00	.00	.00	.0%
41153572	361101			INT-BANK	-59.56	-2,400.00	-2,400.00	-23.60	.00	-1,440.00	-40.0%
41153572	361101	BUN01		INT-BANK	-37.86	.00	.00	.00	.00	.00	.0%
41153572	361101	CBC1		INT-BANK	-22.00	.00	.00	-79.66	.00	.00	.0%
41153572	361101	EVRB		MM INTERES	-2,316.34	.00	.00	-1,347.44	.00	.00	.0%
41153572	399100			CASH FWD	.00	-177,200.00	-187,869.00	.00	.00	-190,830.00	7.7%
TOTAL D503 COMMUNITY PARK					-125,397.68	-179,600.00	-190,269.00	-3,226.70	.00	-192,270.00	7.1%
41154521	PLANNING			D504-LAW ENFORCEMENT							
41154521	324111			IF-RES-PS	-3,896.10	.00	.00	-149.85	.00	.00	.0%
41154521	361101			INT-BANK	-2.11	-200.00	-200.00	-.79	.00	-230.00	15.0%
41154521	361101	BUN01		INT-BANK	-147.96	.00	.00	.00	.00	.00	.0%
41154521	361101	CBC1		INT-BANK	-53.35	.00	.00	-193.02	.00	.00	.0%
41154521	361101	EVRB		MM INTERS	-.32	.00	.00	-59.84	.00	.00	.0%
41154521	399100			CASH FWD	.00	-29,600.00	-30,563.00	.00	.00	-30,920.00	4.5%
TOTAL PLANNING D504-LAW ENFO					-4,099.84	-29,800.00	-30,763.00	-403.50	.00	-31,150.00	4.5%
41154522	PLANNING			D504-FIRE & RESCUE							
41154522	324112			IF-RES-PS	-3,146.26	.00	.00	-121.01	.00	.00	.0%
41154522	361101			INT-BANK	-3.87	-50.00	-50.00	-.49	.00	.00	-100.0%
41154522	361101	BUN01		INT-BANK	-13.19	.00	.00	.00	.00	.00	.0%

10/06/2017 18:38
6235cwoo

BOARD OF COMMISSIONERS
NEXT YEAR / CURRENT YEAR BUDGET ANALYSIS

P 39
bgnyrpts

PROJECTION: 20181 2017/2018 BUDGET

FOR PERIOD 99

ACCOUNTS FOR:

NC	IMPACT	FEE	ORD	FUND	2016 ACTUAL	2017 ORIG BUD	2017 REVISED BUD	2017 ACTUAL	2017 PROJECTION	2018 RECOMMENED	PCT CHANGE
41154522	361101	CBC1		INT-BANK	-7.66	.00	.00	.00	.00	.00	.0%
41154522	361101	EVRB		MM INTERES	-18.11	.00	.00	.00	.00	.00	.0%
41154522	399100			CASH FWD	.00	-8,000.00	.00	.00	.00	.00	-100.0%
TOTAL PLANNING D504-FIRE & R					-3,189.09	-8,050.00	-50.00	-121.50	.00	.00	-100.0%
41154541	361101			INT-BANK	.00	-2,400.00	-2,400.00	.00	.00	-3,580.00	49.2%
41154541	361101	EVRB		MM INTERES	-2,582.33	.00	.00	-4,472.92	.00	.00	.0%
41154541	399100			CASH FWD	.00	-475,200.00	-475,414.00	.00	.00	-476,690.00	.3%
TOTAL PLANNING D504-TRANSPOR					-2,582.33	-477,600.00	-477,814.00	-4,472.92	.00	-480,270.00	.6%
41154572	324611			IF-RES-C/R	-4,238.00	.00	.00	-163.00	.00	.00	.0%
41154572	361101			INT-BANK	-2.47	-200.00	-200.00	-.83	.00	-260.00	30.0%
41154572	361101	BUN01		INT-BANK	-160.24	.00	.00	.00	.00	.00	.0%
41154572	361101	CBC1		INT-BANK	-58.06	.00	.00	-210.04	.00	.00	.0%
41154572	361101	EVRB		MM INTERES	-.36	.00	.00	-65.68	.00	.00	.0%
41154572	399100			CASH FWD	.00	-32,300.00	-33,333.00	.00	.00	-33,720.00	4.4%
TOTAL D504 COMMUNITY PARK					-4,459.13	-32,500.00	-33,533.00	-439.55	.00	-33,980.00	4.6%
41155521	324111			IF-RES-PS	-9,890.10	.00	.00	-599.40	.00	.00	.0%
41155521	361101			INT-BANK	-7.89	-400.00	-400.00	-2.95	.00	-530.00	32.5%
41155521	361101	BUN01		INT-BANK	-319.16	.00	.00	.00	.00	.00	.0%
41155521	361101	CBC1		INT-BANK	-115.28	.00	.00	-417.13	.00	.00	.0%
41155521	361101	EVRB		MM INTERES	-1.20	.00	.00	-148.08	.00	.00	.0%
41155521	399100			CASH FWD	.00	-67,600.00	-68,539.00	.00	.00	-69,660.00	3.0%
TOTAL PLANNING D505-LAW ENFO					-10,333.63	-68,000.00	-68,939.00	-1,167.56	.00	-70,190.00	3.2%
41155522	324112			IF-RES-PS	-9,407.67	.00	.00	-1,984.04	.00	.00	.0%
41155522	361101			INT-BANK	-11.98	-100.00	-100.00	-9.51	.00	-20.00	-80.0%
41155522	361101	BUN01		INT-BANK	-55.95	.00	.00	.00	.00	.00	.0%
41155522	361101	CBC1		INT-BANK	-27.53	.00	.00	.00	.00	.00	.0%
41155522	361101	EVRB		MM INTERES	-1.21	.00	.00	.00	.00	.00	.0%
41155522	399100			CASH FWD	.00	-18,800.00	.00	.00	.00	-1,860.00	-90.1%
TOTAL PLANNING D505-FIRE & R					-9,504.34	-18,900.00	-100.00	-1,993.55	.00	-1,880.00	-90.1%
41155541	361101			INT-BANK	.00	-2,000.00	-2,000.00	.00	.00	.00	-100.0%

10/06/2017 18:38
6235cwo

BOARD OF COMMISSIONERS
NEXT YEAR / CURRENT YEAR BUDGET ANALYSIS

P 40
bgnyrpts

PROJECTION: 20181 2017/2018 BUDGET

FOR PERIOD 99

ACCOUNTS FOR:

NC	IMPACT	FEE	ORD	FUND	2016 ACTUAL	2017 ORIG BUD	2017 REVISED BUD	2017 ACTUAL	2017 PROJECTION	2018 RECOMMENED	PCT CHANGE
41155541	361101	BUN01	INT-BANK		-856.12	.00	.00	.00	.00	.00	.0%
41155541	361101	CBC1	INT-BANK		-302.29	.00	.00	-356.35	.00	.00	.0%
41155541	361101	EVRB	MM-INTERES		-683.96	.00	.00	-162.52	.00	.00	.0%
41155541	399100		CASH FWD		.00	-290,500.00	-290,383.00	.00	.00	-291,419.00	.3%
TOTAL PLANNING D505-TRANSPOR					-1,842.37	-292,500.00	-292,383.00	-518.87	.00	-291,419.00	-.4%
41155572	D505	COMMUNITY PARK									
41155572	324611		IF-RES-C/R		-12,331.85	.00	.00	-736.00	.00	.00	.0%
41155572	361101		INT-BANK		-11.79	-350.00	-350.00	-3.62	.00	-490.00	40.0%
41155572	361101	BUN01	INT-BANK		-279.12	.00	.00	.00	.00	.00	.0%
41155572	361101	CBC1	INT-BANK		-101.98	.00	.00	-369.02	.00	.00	.0%
41155572	361101	EVRB	MM INTERES		-1.69	.00	.00	-153.65	.00	.00	.0%
41155572	399100		CASH FWD		.00	-62,100.00	-63,632.00	.00	.00	-64,840.00	4.4%
TOTAL D505 COMMUNITY PARK					-12,726.43	-62,450.00	-63,982.00	-1,262.29	.00	-65,330.00	4.6%
41157572	REGIONAL PARK										
41157572	324611		IF-RES-C/R		-236,445.00	.00	.00	-6,978.00	.00	.00	.0%
41157572	361101		INT-BANK		-56.67	-2,400.00	-2,400.00	-13.55	.00	-4,200.00	75.0%
41157572	361101	BUN01	INT-BANK		-86.25	.00	.00	.00	.00	.00	.0%
41157572	361101	CBC1	INT-BANK		-50.11	.00	.00	-181.32	.00	.00	.0%
41157572	361101	EVRB	MM INTERES		-2,580.26	.00	.00	-4,020.88	.00	.00	.0%
41157572	399100		CASH FWD		.00	-536,500.00	-554,803.00	.00	.00	-559,110.00	4.2%
TOTAL REGIONAL PARK					-239,218.29	-538,900.00	-557,203.00	-11,193.75	.00	-563,310.00	4.5%
41197519	BCC-ADMINISTRATIVE SPACE										
41197519	324711		IF-RES-OTH		-168,183.93	.00	.00	-5,148.91	.00	.00	.0%
41197519	324721		IF-COMM-OT		-44,806.51	.00	.00	.00	.00	.00	.0%
41197519	361101		INT-BANK		-138.52	-2,000.00	-2,000.00	-262.01	.00	-8,230.00	311.5%
41197519	361101	BUN01	INT-BANK		-578.86	.00	.00	.00	.00	.00	.0%
41197519	361101	CBC1	INT-BANK		-277.00	.00	.00	-541.70	.00	.00	.0%
41197519	361101	EVRB	MM INTERES		-4,591.79	.00	.00	-7,376.08	.00	.00	.0%
41197519	399100		CASH FWD		.00	-1,051,000.00	-1,084,424.00	.00	.00	-1,096,570.00	4.3%
TOTAL BCC-ADMINISTRATIVE SPA					-218,576.61	-1,053,000.00	-1,086,424.00	-13,328.70	.00	-1,104,800.00	4.9%
TOTAL NC IMPACT FEE ORD FUND					-940,253.81	-4,504,380.00	-4,604,256.00	-60,002.25	.00	-4,663,849.00	3.5%

10/06/2017 18:38
6235cwo

BOARD OF COMMISSIONERS
NEXT YEAR / CURRENT YEAR BUDGET ANALYSIS

P 41
bgnyrpts

PROJECTION: 20181 2017/2018 BUDGET

FOR PERIOD 99

ACCOUNTS FOR:

LOCAL AFFORD HOUSING FND(SHIP)	2016 ACTUAL	2017 ORIG BUD	2017 REVISED BUD	2017 ACTUAL	2017 PROJECTION	2018 RECOMMENED	PCT CHANGE
42549554 IN HOUSE SHIP PROGRAM							
42549554 335510 15/16 SHIP PROG	-396,686.00	.00	.00	.00	.00	.00	.0%
42549554 335510 16/17 SHIP PROG	.00	.00	-518,521.00	-518,521.00	.00	.00	.0%
42549554 335510 17/18 SHIP PROG	.00	-500,000.00	-500,000.00	.00	.00	-365,305.00	-26.9%
42549554 361101 15/16 INT-BANK	-2,321.38	.00	.00	.00	.00	.00	.0%
42549554 361101 16/17 INT-BANK	-763.55	.00	.00	-4,487.28	.00	.00	.0%
42549554 361101 17/18 INT-BANK	.00	.00	.00	-1,160.84	.00	.00	.0%
42549554 369930 15/16 PRIN PMTS	-109,165.00	.00	.00	.00	.00	.00	.0%
42549554 369930 16/17 PRIN PMTS	-3,348.00	.00	.00	-70,260.00	.00	.00	.0%
42549554 399100 14/15 CASH FWD	.00	-246,927.00	-246,927.00	.00	.00	.00	-100.0%
42549554 399100 15/16 CASH FWD	.00	-452,716.00	-479,542.00	.00	.00	-428,743.00	-5.3%
42549554 399100 16/17 CASH FWD	.00	-500,000.00	-4,112.00	.00	.00	-535,256.00	7.1%
TOTAL IN HOUSE SHIP PROGRAM	-512,283.93	-1,699,643.00	-1,749,102.00	-594,429.12	.00	-1,329,304.00	-21.8%
TOTAL LOCAL AFFORD HOUSING F	-512,283.93	-1,699,643.00	-1,749,102.00	-594,429.12	.00	-1,329,304.00	-21.8%

10/06/2017 18:38
6235cwo

BOARD OF COMMISSIONERS
NEXT YEAR / CURRENT YEAR BUDGET ANALYSIS

P 42
bgnyrpts

PROJECTION: 20181 2017/2018 BUDGET

FOR PERIOD 99

ACCOUNTS FOR:

SAIS STABILIZATION MSBU	2016 ACTUAL	2017 ORIG BUD	2017 REVISED BUD	2017 ACTUAL	2017 PROJECTION	2018 RECOMMENED	PCT CHANGE
43000000 SAIS STABILIZATION MSBU							
43000000 325200 MAINT-SA	-615,020.96	-562,367.00	-562,367.00	-570,453.93	.00	-743,138.00	32.1%
43000000 325203 SA-DELINQT	-4,489.29	.00	.00	.00	.00	.00	.0%
43000000 334390 ST-OTHER P	.00	-87,870.00	-87,870.00	-25,309.27	.00	-87,875.00	.0%
43000000 361101 INT-BANK	-158.16	-1,000.00	-1,000.00	-422.66	.00	-4,000.00	300.0%
43000000 361101 BUN02 INT-BANK	-1,954.42	.00	.00	-1,372.37	.00	.00	.0%
43000000 361101 CBC1 INT-BANK	.00	.00	.00	-1,032.86	.00	.00	.0%
43000000 361101 EVRB INT-BANK	-1,350.88	.00	.00	-3,066.58	.00	.00	.0%
43000000 399100 CASH FWD	.00	-476,693.00	-478,827.00	.00	.00	-578,400.00	21.3%
TOTAL SAIS STABILIZATION MSB	-622,973.71	-1,127,930.00	-1,130,064.00	-601,657.67	.00	-1,413,413.00	25.3%
TOTAL SAIS STABILIZATION MSB	-622,973.71	-1,127,930.00	-1,130,064.00	-601,657.67	.00	-1,413,413.00	25.3%

10/06/2017 18:38
6235cwoo

BOARD OF COMMISSIONERS
NEXT YEAR / CURRENT YEAR BUDGET ANALYSIS

P 43
bgnyrpts

PROJECTION: 2018 2017/2018 BUDGET

FOR PERIOD 99

ACCOUNTS FOR:

BUILDING DEPARTMENT FUND	2016 ACTUAL	2017 ORIG BUD	2017 REVISED BUD	2017 ACTUAL	2017 PROJECTION	2018 RECOMMENED	PCT CHANGE
45000000 BLDG, ZONING & PLANNING							
45000000 322010 PERMITS -	-1,068,272.45	-685,000.00	-685,000.00	-1,177,904.24	.00	-685,000.00	.0%
45000000 322011 PERMITS-ME	-106,864.00	-70,000.00	-70,000.00	-120,200.00	.00	-70,000.00	.0%
45000000 322012 PERMITS-PL	-176,631.51	-110,000.00	-110,000.00	-185,190.00	.00	-110,000.00	.0%
45000000 322013 PERMITS-EL	-191,256.50	-125,000.00	-125,000.00	-205,530.60	.00	-125,000.00	.0%
45000000 329105 SITE PLAN	-80,264.00	-52,000.00	-52,000.00	-79,964.00	.00	-33,000.00	-36.5%
45000000 329109 BC PLAN RV	-409,286.60	-260,000.00	-260,000.00	-450,862.25	.00	-260,000.00	.0%
45000000 341850 DCA SUR CR	-3,552.93	-2,100.00	-2,100.00	-3,025.54	.00	-2,100.00	.0%
45000000 341850 DCA DCA SUR CR	.00	.00	.00	2.00	.00	.00	.0%
45000000 341851 SCHOOL IMP	-6,041.35	-2,000.00	-2,000.00	-2,165.65	.00	-2,000.00	.0%
45000000 341860 DBPR SUR C	-3,552.93	-2,100.00	-2,100.00	-3,025.53	.00	-2,100.00	.0%
45000000 341860 DBPR DBPR SUR C	.00	.00	.00	2.00	.00	.00	.0%
45000000 349004 COPY&PUBLI	-1,638.72	-2,000.00	-2,000.00	-3,288.54	.00	-2,000.00	.0%
45000000 361101 INT-BANK	-1,171.84	-15,000.00	-15,000.00	-1,105.65	.00	-15,000.00	.0%
45000000 361101 AMERB INT-BANK	.00	.00	.00	-9,250.80	.00	.00	.0%
45000000 361101 EVRB INT-BANK	-14,535.07	.00	.00	-13,249.94	.00	.00	.0%
45000000 361161 EVRB4 CD INTERES	.00	.00	.00	-92.12	.00	.00	.0%
45000000 361161 EVRB5 CD INTERES	-6,877.13	.00	.00	-8,349.69	.00	.00	.0%
45000000 361161 EVRB6 CD INTERES	-165.49	.00	.00	-4,976.62	.00	.00	.0%
45000000 369900 MISCELLANE	-30.40	.00	.00	-65.18	.00	.00	.0%
45000000 369910 REF PY-EXP	-1,550.82	.00	.00	-11,377.46	.00	.00	.0%
45000000 381410 TRANS IN-N	-28,172.19	-800.00	-800.00	-431.39	.00	-800.00	.0%
45000000 3816E0 DSAP1 TI-ENCPA	-99.79	.00	.00	-77.10	.00	.00	.0%
45000000 3816IM T/I CP IMP	-892.54	-18,450.00	-18,450.00	-14,735.51	.00	-18,450.00	.0%
45000000 3816MB T/I NCMOB	-3,462.69	-6,624.00	-6,624.00	-2,539.57	.00	-6,624.00	.0%
45000000 399100 CASH FWD	.00	-3,557,075.00	-4,203,365.00	.00	.00	-4,281,343.00	20.4%
TOTAL BLDG, ZONING & PLANNIN	-2,104,318.95	-4,908,149.00	-5,554,439.00	-2,297,403.38	.00	-5,613,417.00	14.4%
45245524 BUILDING INSPECTIONS							
45245524 342521 REINSPECT	-75,375.00	-25,000.00	-25,000.00	-62,710.00	.00	-25,000.00	.0%
45245524 349000 OTHER SVC	-1,300.00	.00	.00	-200.00	.00	.00	.0%
45245524 364410 FRP SURP EQUIP	.00	.00	.00	.00	.00	-1,000.00	.0%
TOTAL BUILDING INSPECTIONS	-76,675.00	-25,000.00	-25,000.00	-62,910.00	.00	-26,000.00	4.0%
45246515 BUILDING DEPARTMENT							
45246515 329201 FLOOD ZONE	-210.00	-1,000.00	-1,000.00	-350.00	.00	-1,000.00	.0%
45246515 367002 CNTR/JNY	-17,990.00	-20,500.00	-20,500.00	-15,785.00	.00	-20,500.00	.0%
45246515 399100 CASH FWD	.00	-19,225.00	-19,225.00	.00	.00	-1,545.00	-92.0%
TOTAL BUILDING DEPARTMENT	-18,200.00	-40,725.00	-40,725.00	-16,135.00	.00	-23,045.00	-43.4%
TOTAL BUILDING DEPARTMENT FU	-2,199,193.95	-4,973,874.00	-5,620,164.00	-2,376,448.38	.00	-5,662,462.00	13.8%

10/06/2017 18:38
6235cwoo

BOARD OF COMMISSIONERS
NEXT YEAR / CURRENT YEAR BUDGET ANALYSIS

P 44
bgnyrpts

PROJECTION: 20181 2017/2018 BUDGET

FOR PERIOD 99

ACCOUNTS FOR:

AMELIA CONCOURSE MSBU	2016 ACTUAL	2017 ORIG BUD	2017 REVISED BUD	2017 ACTUAL	2017 PROJECTION	2018 RECOMMENED	PCT CHANGE
47453539 MAINTENANCE SPECIAL ASSESSMNT							
47453539 325200 MAINT-SA	-181,539.87	-178,982.00	-178,982.00	-182,646.34	.00	-178,982.00	.0%
47453539 325203 SA-DELINQT	-787.95	.00	.00	-30.23	.00	.00	.0%
47453539 361101 INT-BANK	-790.71	-4,500.00	-4,500.00	-5,329.06	.00	-5,000.00	11.1%
47453539 361101 EVRB INT-BANK	-3,664.82	.00	.00	.00	.00	.00	.0%
47453539 399100 CASH FWD	.00	-880,500.00	-905,610.00	.00	.00	-870,000.00	-1.2%
TOTAL MAINTENANCE SPECIAL AS	-186,783.35	-1,063,982.00	-1,089,092.00	-188,005.63	.00	-1,053,982.00	-.9%
TOTAL AMELIA CONCOURSE MSBU	-186,783.35	-1,063,982.00	-1,089,092.00	-188,005.63	.00	-1,053,982.00	-.9%

10/06/2017 18:38
6235cwo

BOARD OF COMMISSIONERS
NEXT YEAR / CURRENT YEAR BUDGET ANALYSIS

P 45
bgnyrpts

PROJECTION: 20181 2017/2018 BUDGET

FOR PERIOD 99

ACCOUNTS FOR:

FIREFIGHTER ED TRUST FUND	2016 ACTUAL	2017 ORIG BUD	2017 REVISED BUD	2017 ACTUAL	2017 PROJECTION	2018 RECOMMENED	PCT CHANGE
48000000 FIREFIGHTER ED TRUST FUND							
48000000 399100 CASH FWD	.00	-3.00	-3.00	.00	.00	-3.00	.0%
TOTAL FIREFIGHTER ED TRUST F	.00	-3.00	-3.00	.00	.00	-3.00	.0%
TOTAL FIREFIGHTER ED TRUST F	.00	-3.00	-3.00	.00	.00	-3.00	.0%

10/06/2017 18:38
6235cwoo

BOARD OF COMMISSIONERS
NEXT YEAR / CURRENT YEAR BUDGET ANALYSIS

P 46
bgnyrpts

PROJECTION: 20181 2017/2018 BUDGET

FOR PERIOD 99

ACCOUNTS FOR:

F.S. SPECIAL REVENUES FUND	2016 ACTUAL	2017 ORIG BUD	2017 REVISED BUD	2017 ACTUAL	2017 PROJECTION	2018 RECOMMENED	PCT CHANGE
49172713 COURT TECH 28.222							
49172713 341160 \$2 OF \$4	-189,070.00	-150,000.00	-150,000.00	-191,079.80	.00	-175,000.00	16.7%
49172713 361101 INT-BANK	-893.24	-3,500.00	-3,500.00	-4,223.51	.00	-4,000.00	14.3%
49172713 361101 BUN02 INT-BANK	-3,908.85	.00	.00	-2,224.51	.00	.00	.0%
49172713 369900 MISC REV	-50.00	.00	.00	-75.00	.00	.00	.0%
49172713 399100 CASH FWD	.00	-1,185,806.00	-1,189,221.00	.00	.00	-1,308,961.00	10.4%
TOTAL COURT TECH 28.222	-193,922.09	-1,339,306.00	-1,342,721.00	-197,602.82	.00	-1,487,961.00	11.1%
49255525 PUBLIC SAFETY-COMMUNICATION SY							
49255525 351700 IG-RADIO	-63,966.62	-72,000.00	-71,955.00	-57,898.77	.00	-61,000.00	-15.3%
49255525 361101 INT-BANK	-106.39	-50.00	-50.00	-123.93	.00	-150.00	200.0%
49255525 399100 CASH FWD	.00	-10,950.00	-24,604.00	.00	.00	-26,209.00	139.4%
TOTAL PUBLIC SAFETY-COMMUNIC	-64,073.01	-83,000.00	-96,609.00	-58,022.70	.00	-87,359.00	5.3%
49692573 FL ARTS LICENSE PLATES							
49692573 335710 ART LIC PL	-1,471.40	-1,200.00	-1,200.00	-1,307.66	.00	-1,400.00	16.7%
49692573 361101 INT-BANK	-67.10	-60.00	-60.00	-99.16	.00	-100.00	66.7%
49692573 399100 CASH FWD	.00	-17,100.00	-17,591.00	.00	.00	-18,850.00	10.2%
TOTAL FL ARTS LICENSE PLATES	-1,538.50	-18,360.00	-18,851.00	-1,406.82	.00	-20,350.00	10.8%
49791579 FL BOATING IMPROVEMENT PROGRAM							
49791579 334726 DVRP STG-DER VE	.00	.00	-70,650.00	-70,650.00	.00	.00	.0%
49791579 335720 FL BOAT IP	-31,819.40	-33,500.00	-33,500.00	-26,178.55	.00	-32,000.00	-4.5%
49791579 361101 INT-BANK	-404.31	-100.00	-100.00	-527.66	.00	-650.00	550.0%
49791579 399100 CASH FWD	.00	-44,630.00	-42,970.00	.00	.00	-12,070.00	-73.0%
49791579 399100 MNBDR CASH FWD	.00	-40,340.00	-40,340.00	.00	.00	.00	-100.0%
49791579 399100 WNBSS CASH FWD	.00	-36,230.00	-36,230.00	.00	.00	.00	-100.0%
TOTAL FL BOATING IMPROVEMENT	-32,223.71	-154,800.00	-223,790.00	-97,356.21	.00	-44,720.00	-71.1%
TOTAL F.S. SPECIAL REVENUES	-291,757.31	-1,595,466.00	-1,681,971.00	-354,388.55	.00	-1,640,390.00	2.8%

10/06/2017 18:38
6235cwoo

BOARD OF COMMISSIONERS
NEXT YEAR / CURRENT YEAR BUDGET ANALYSIS

P 47
bgnyrpts

PROJECTION: 20181 2017/2018 BUDGET

FOR PERIOD 99

ACCOUNTS FOR:

DEBT SVC-OPT GAS TX 2000	2016 ACTUAL	2017 ORIG BUD	2017 REVISED BUD	2017 ACTUAL	2017 PROJECTION	2018 RECOMMENED	PCT CHANGE
52000000 DEBT SVC-OPT GAS TX 2000							
52000000 312410 LOC OP 1-6	-935,288.47	-943,931.00	-943,931.00	-866,250.00	.00	-940,431.00	-.4%
52000000 361101 INT-BANK	-324.43	-1,500.00	-1,249.00	-624.81	.00	-5,000.00	233.3%
52000000 361101 EVRB INT-BANK	-1,712.50	.00	.00	-1,626.76	.00	.00	.0%
52000000 361161 EVRB4 CD INTERES	-8,357.04	.00	.00	-9,635.73	.00	.00	.0%
52000000 399100 CASH FWD	.00	-551,681.00	-551,932.00	.00	.00	-551,681.00	.0%
52000000 399400 CFW-DEBT R	.00	-945,000.00	-945,000.00	.00	.00	-945,000.00	.0%
TOTAL DEBT SVC-OPT GAS TX 20	-945,682.44	-2,442,112.00	-2,442,112.00	-878,137.30	.00	-2,442,112.00	.0%
TOTAL DEBT SVC-OPT GAS TX 20	-945,682.44	-2,442,112.00	-2,442,112.00	-878,137.30	.00	-2,442,112.00	.0%

10/06/2017 18:38
6235cwoo

BOARD OF COMMISSIONERS
NEXT YEAR / CURRENT YEAR BUDGET ANALYSIS

P 48
bgnyrpts

PROJECTION: 2018 2017/2018 BUDGET

FOR PERIOD 99

ACCOUNTS FOR:

DEBT SVC-1998/2009 GAS TAX BDS	2016 ACTUAL	2017 ORIG BUD	2017 REVISED BUD	2017 ACTUAL	2017 PROJECTION	2018 RECOMMENED	PCT CHANGE
570000000 DEBT SVC FUND-1998 GAS TAX BDS							
570000000 312300 9TH C FUEL	-457,785.58	-456,331.00	-456,331.00	-450,840.45	.00	-480,285.00	5.2%
570000000 335491 FUELTX-80%	-642,981.84	-645,690.00	-645,690.00	-645,690.00	.00	-527,834.00	-18.3%
570000000 361101 INT-BANK	-485.49	-2,000.00	-2,000.00	-887.88	.00	-3,900.00	95.0%
570000000 361101 EVRB INT-BANK	-2,768.07	.00	.00	-5,087.27	.00	.00	.0%
570000000 399100 CASH FWD	.00	-92,002.00	-92,002.00	.00	.00	-92,002.00	.0%
TOTAL DEBT SVC FUND-1998 GAS	-1,104,020.98	-1,196,023.00	-1,196,023.00	-1,102,505.60	.00	-1,104,021.00	-7.7%
TOTAL DEBT SVC-1998/2009 GAS	-1,104,020.98	-1,196,023.00	-1,196,023.00	-1,102,505.60	.00	-1,104,021.00	-7.7%

10/06/2017 18:38
6235cwo

BOARD OF COMMISSIONERS
NEXT YEAR / CURRENT YEAR BUDGET ANALYSIS

P 49
bgnyrpts

PROJECTION: 20181 2017/2018 BUDGET

FOR PERIOD 99

ACCOUNTS FOR:

DEBT SVC-COUNTY COMPLEX	2016 ACTUAL	2017 ORIG BUD	2017 REVISED BUD	2017 ACTUAL	2017 PROJECTION	2018 RECOMMENED	PCT CHANGE
58000000 DEBT SVC FUND-COUNTY COMPLEX							
58000000 381010 TI-GENERAL	-2,323,150.00	-2,319,750.00	-2,319,750.00	-2,319,750.00	.00	-2,319,750.00	.0%
TOTAL DEBT SVC FUND-COUNTY C	-2,323,150.00	-2,319,750.00	-2,319,750.00	-2,319,750.00	.00	-2,319,750.00	.0%
TOTAL DEBT SVC-COUNTY COMPLE	-2,323,150.00	-2,319,750.00	-2,319,750.00	-2,319,750.00	.00	-2,319,750.00	.0%

10/06/2017 18:38
6235cwo

BOARD OF COMMISSIONERS
NEXT YEAR / CURRENT YEAR BUDGET ANALYSIS

P 50
bgnyrpts

PROJECTION: 20181 2017/2018 BUDGET

FOR PERIOD 99

ACCOUNTS FOR:

CAP PROJECTS-GRANT FUND	2016 ACTUAL	2017 ORIG BUD	2017 REVISED BUD	2017 ACTUAL	2017 PROJECTION	2018 RECOMMENED	PCT CHANGE
60419541 PIRATES' WOOD RD PAVING							
60419541 361101 INT-BANK-P	-12.82	-15.00	-18.00	-17.15	.00	-16.00	6.7%
60419541 399100 CASH FWD	.00	-3,128.00	-3,125.00	.00	.00	-3,141.00	.4%
TOTAL PIRATES' WOOD RD PAVIN	-12.82	-3,143.00	-3,143.00	-17.15	.00	-3,157.00	.4%
TOTAL CAP PROJECTS-GRANT FUN	-12.82	-3,143.00	-3,143.00	-17.15	.00	-3,157.00	.4%

10/06/2017 18:38
6235cwoo

BOARD OF COMMISSIONERS
NEXT YEAR / CURRENT YEAR BUDGET ANALYSIS

P 52
bgnyrpts

PROJECTION: 2018 2017/2018 BUDGET

FOR PERIOD 99

ACCOUNTS FOR:

CAP PROJECTS-TRANSP			2016 ACTUAL	2017 ORIG BUD	2017 REVISED BUD	2017 ACTUAL	2017 PROJECTION	2018 RECOMMENED	PCT CHANGE
63470541	381030	S14SR TI-CNTY TR	.00	-110,000.00	-110,000.00	-110,000.00	.00	.00	-100.0%
63470541	381030	THCKR TI-CNTY TR	-225,000.00	.00	.00	.00	.00	.00	.0%
63470541	381090	DYAL TI-1 CENT	.00	.00	.00	.00	.00	-407,250.00	.0%
63470541	381090	PDWID TI-1 CENT	.00	.00	.00	.00	.00	-1,752,000.00	.0%
63470541	399100	ANDRR CASH FWD	.00	-195,000.00	-195,000.00	.00	.00	-195,000.00	.0%
63470541	399100	BRIDG CASH FWD	.00	-1,000,000.00	-1,103,005.00	.00	.00	-400,000.00	-60.0%
63470541	399100	CLS5 CASH FWD	.00	-49,100.00	-49,100.00	.00	.00	-275,000.00	460.1%
63470541	399100	CRAW1 CASH FWD	.00	-319,474.00	-540,383.00	.00	.00	-534,131.00	67.2%
63470541	399100	CRAW2 CASH FWD	.00	-696,894.00	-1,357,876.00	.00	.00	-2,433,927.00	249.3%
63470541	399100	GRAIL CASH FWD	.00	-123,497.00	-123,497.00	.00	.00	.00	-100.0%
63470541	399100	MGRR CASH FWD	.00	-265,000.00	.00	.00	.00	.00	-100.0%
63470541	399100	PDCII CASH FWD	.00	-450,000.00	-269,000.00	.00	.00	-1,543,259.00	242.9%
63470541	399100	PDWID CASH FWD	.00	-200,000.00	-380,000.00	.00	.00	-513,834.00	156.9%
63470541	399100	THCKR CASH FWD	.00	-225,000.00	-225,000.00	.00	.00	-225,000.00	.0%
TOTAL TRANSPORTION PROJECTS			-1,870,493.24	-11,010,862.00	-11,623,866.00	-3,698,038.58	.00	-19,081,055.00	73.3%
63470599 TRANSP PROJECTS-RESERVES									
63470599	381030	PDCII TI-CNTY TR	-305,144.00	.00	.00	.00	.00	.00	.0%
63470599	381030	PDWID TI-CNTY TR	-730,000.00	.00	.00	.00	.00	.00	.0%
63470599	381090	CRAW2 TI-1 CENT	.00	.00	-1,979,107.00	.00	.00	.00	.0%
63470599	381090	PDCII TI-1 CENT	-3,589,442.00	.00	.00	.00	.00	.00	.0%
63470599	399100	CASH FWD	.00	.00	-50,000.00	.00	.00	-557,000.00	.0%
63470599	399100	CRAW1 CASH FWD	.00	.00	-1,000.00	.00	.00	.00	.0%
63470599	399100	CRAW2 CASH FWD	.00	.00	-103,320.00	.00	.00	-903,157.00	.0%
63470599	399100	PDCII CASH FWD	.00	-4,650,000.00	-4,880,903.00	.00	.00	-3,446,172.00	-25.9%
63470599	399100	PDWID CASH FWD	.00	-530,000.00	-400,000.00	.00	.00	.00	-100.0%
TOTAL TRANSP PROJECTS-RESERV			-4,624,586.00	-5,180,000.00	-7,414,330.00	.00	.00	-4,906,329.00	-5.3%
63480541 SUBDIVISION INFRASTRUCTURE									
63480541	361101	INT-BANK	-3.01	.00	.00	.00	.00	.00	.0%
63480541	361101	E@SBS INT-BANK	-32.23	-40.00	-40.00	-43.10	.00	-50.00	25.0%
63480541	361101	RVRGR INT-BANK	-370.52	-400.00	-400.00	-495.52	.00	-530.00	32.5%
63480541	361101	SWDSS INT-BANK	-277.27	-300.00	-300.00	-370.78	.00	-390.00	30.0%
63480541	361101	SWDSS INT-BANK	-30.03	-40.00	-40.00	-44.18	.00	-50.00	25.0%
63480541	399100	E@SBS CASH FWD	.00	-7,860.00	-7,857.00	.00	.00	-7,900.00	.5%
63480541	399100	RVRGR CASH FWD	.00	-90,345.00	-90,336.00	.00	.00	-90,840.00	.5%
63480541	399100	SWDSS CASH FWD	.00	-67,610.00	-67,597.00	.00	.00	-67,970.00	.5%
63480541	399100	SWDSS CASH FWD	.00	-8,060.00	-8,057.00	.00	.00	-8,100.00	.5%
TOTAL SUBDIVISION INFRASTRUC			-713.06	-174,655.00	-174,627.00	-953.58	.00	-175,830.00	.7%
TOTAL CAP PROJECTS-TRANSP			-6,648,351.16	-17,870,517.00	-20,717,823.00	-5,276,568.16	.00	-26,213,214.00	46.7%

10/06/2017 18:38
6235cwoo

BOARD OF COMMISSIONERS
NEXT YEAR / CURRENT YEAR BUDGET ANALYSIS

P 53
bgnyrpts

PROJECTION: 20181 2017/2018 BUDGET

FOR PERIOD 99

ACCOUNTS FOR:

ACCOUNTS FOR:	2016 ACTUAL	2017 ORIG BUD	2017 REVISED BUD	2017 ACTUAL	2017 PROJECTION	2018 RECOMMENED	PCT CHANGE
<hr/>							
65000000 COUNTY COMPLEX							
65000000 361101 INT-BANK	-475.41	-5,000.00	-5,000.00	-103.05	.00	-2,500.00	-50.0%
65000000 361101 BUN01 INT-BANK	-25,101.71	.00	.00	.00	.00	.00	.0%
65000000 361101 CBC1 INT-BANK	-6,093.45	.00	.00	-13,059.24	.00	.00	.0%
65000000 361101 EVRB INT-BANK	-2,451.74	.00	.00	-53.54	.00	.00	.0%
65000000 361161 EVRB1 CD INTERES	.00	.00	.00	-2,180.39	.00	.00	.0%
65000000 369910 REF PY-EXP	.00	.00	.00	-2,619.30	.00	.00	.0%
TOTAL COUNTY COMPLEX	-34,122.31	-5,000.00	-5,000.00	-18,015.52	.00	-2,500.00	-50.0%
<hr/>							
65213521 SHERIFF ADMINISTRATIVE BLDG							
65213521 381040 SHADM TI-MUNICIP	-942,067.00	.00	.00	.00	.00	.00	.0%
65213521 381090 SHADM TI-1 CENT	-779,719.00	.00	.00	.00	.00	.00	.0%
65213521 399100 SHADM CASH FWD	.00	-1,830,000.00	-1,559,520.00	.00	.00	-650,000.00	-64.5%
TOTAL SHERIFF ADMINISTRATIVE	-1,721,786.00	-1,830,000.00	-1,559,520.00	.00	.00	-650,000.00	-64.5%
<hr/>							
65252525 PUBLIC SAFETY-911 COMMUNICATIO							
65252525 381410 911CC TI-NC IMPA	-204,635.00	.00	.00	.00	.00	.00	.0%
65252525 399100 911CC CASH FWD	.00	-440,000.00	-442,049.00	.00	.00	.00	-100.0%
TOTAL PUBLIC SAFETY-911 COMM	-204,635.00	-440,000.00	-442,049.00	.00	.00	.00	-100.0%
<hr/>							
65999599 RESERVES							
65999599 399100 CASH FWD	.00	-58,000.00	-61,531.00	.00	.00	-76,500.00	31.9%
TOTAL RESERVES	.00	-58,000.00	-61,531.00	.00	.00	-76,500.00	31.9%
TOTAL CAP PROJECTS-COUNTY CO	-1,960,543.31	-2,333,000.00	-2,068,100.00	-18,015.52	.00	-729,000.00	-68.8%

10/06/2017 18:38
6235cwoo

BOARD OF COMMISSIONERS
NEXT YEAR / CURRENT YEAR BUDGET ANALYSIS

P 54
bgnyrpts

PROJECTION: 20181 2017/2018 BUDGET

FOR PERIOD 99

ACCOUNTS FOR:

CAP PROJECTS	2016 ACTUAL	2017 ORIG BUD	2017 REVISED BUD	2017 ACTUAL	2017 PROJECTION	2018 RECOMMENED	PCT CHANGE
<hr/>							
68000000 CAPITAL PROJECTS							
68000000 361101 INT-BANK	.00	.00	.00	-285.13	.00	-15,000.00	.0%
68000000 361161 EVRB5 CD INTERES	.00	.00	.00	-4,398.02	.00	.00	.0%
68000000 361161 EVRB6 CD INTERES	.00	.00	.00	-523.88	.00	.00	.0%
TOTAL CAPITAL PROJECTS	.00	.00	.00	-5,207.03	.00	-15,000.00	.0%
<hr/>							
68031521 SHERIFF PUB SAFETY TRAIN CNTR							
68031521 381010 PSTC TI-GENERAL	.00	.00	-1,012,425.00	-1,012,425.00	.00	.00	.0%
68031521 399100 PSTC CASH FWD	.00	.00	.00	.00	.00	-1,000,000.00	.0%
TOTAL SHERIFF PUB SAFETY TRA	.00	.00	-1,012,425.00	-1,012,425.00	.00	-1,000,000.00	.0%
<hr/>							
68223522 FIRE & RESCUE BLDGS							
68223522 366402 ST71 DEV CONTRI	.00	-450,000.00	-450,000.00	.00	.00	-450,000.00	.0%
68223522 381010 ST71 TI-GENERAL	.00	-643,000.00	-643,000.00	-643,000.00	.00	.00	-100.0%
68223522 381040 ST71 TI-MUNICIP	.00	-643,000.00	-643,000.00	-643,000.00	.00	.00	-100.0%
68223522 399100 ST71 CASH FWD	.00	.00	.00	.00	.00	-1,286,000.00	.0%
TOTAL FIRE & RESCUE BLDGS	.00	-1,736,000.00	-1,736,000.00	-1,286,000.00	.00	-1,736,000.00	.0%
TOTAL CAP PROJECTS	.00	-1,736,000.00	-2,748,425.00	-2,303,632.03	.00	-2,751,000.00	58.5%

10/06/2017 18:38
6235cwo

BOARD OF COMMISSIONERS
NEXT YEAR / CURRENT YEAR BUDGET ANALYSIS

P 55
bgnyrpts

PROJECTION: 20181 2017/2018 BUDGET

FOR PERIOD 99

ACCOUNTS FOR:

ENCPA MOBILIIY NETWORK FUND	2016 ACTUAL	2017 ORIG BUD	2017 REVISED BUD	2017 ACTUAL	2017 PROJECTION	2018 RECOMMENED	PCT CHANGE
6E407541 ENCPA MOBILITY NETWORK							
6E407541 324326 DSAP1 MOB-COM-TP	-121,545.90	-225,000.00	-224,818.00	-4,844.12	.00	-225,000.00	.0%
6E407541 361101 DSAP1 INT-BANK	-147.83	-500.00	-548.00	-678.77	.00	-700.00	40.0%
6E407541 381033 DSAP1 TI-CT ENCP	-89.37	-254.00	-436.00	-435.81	.00	-3,000.00	1081.1%
6E407541 399100 DSAP1 CASH FWD	.00	-121,635.00	-121,587.00	.00	.00	-127,500.00	4.8%
TOTAL ENCPA MOBILITY NETWORK	-121,783.10	-347,389.00	-347,389.00	-5,958.70	.00	-356,200.00	2.5%
TOTAL ENCPA MOBILIIY NETWORK	-121,783.10	-347,389.00	-347,389.00	-5,958.70	.00	-356,200.00	2.5%

10/06/2017 18:38
6235cwoo

BOARD OF COMMISSIONERS
NEXT YEAR / CURRENT YEAR BUDGET ANALYSIS

P 56
bgnrpts

PROJECTION: 20181 2017/2018 BUDGET

FOR PERIOD 99

ACCOUNTS FOR:

CAP PROJECT-IMPACT FEES FUND	2016 ACTUAL	2017 ORIG BUD	2017 REVISED BUD	2017 ACTUAL	2017 PROJECTION	2018 RECOMMENED	PCT CHANGE
<hr/>							
6I006519 CP IMPACT FEES-ADMIN FACILIT							
6I006519 324711 IMP-RES-AD	-81,092.00	-470,000.00	-470,000.00	-696,566.00	.00	-680,600.00	44.8%
6I006519 324721 IMP-COM-AD	-978.77	-73,000.00	-73,000.00	-65,937.80	.00	-100,000.00	37.0%
6I006519 361101 INT-BANK	-2.75	-5,800.00	-5,800.00	-329.64	.00	-3,000.00	-48.3%
6I006519 361101 CBC1 INT-BANK	.00	.00	.00	-855.65	.00	.00	.0%
6I006519 361101 EVRB INT-BANK	-16.97	.00	.00	-2,864.63	.00	.00	.0%
6I006519 399100 CASH FWD	.00	-35,330.00	-81,969.00	.00	.00	-849,960.00	2305.8%
TOTAL CP IMPACT FEES-ADMIN F	-82,090.49	-584,130.00	-630,769.00	-766,553.72	.00	-1,633,560.00	179.7%
<hr/>							
6I006521 CP IMPACT FEES-LAW ENFORCEMENT							
6I006521 324111 IMP-RES-LE	-7,081.00	-60,000.00	-60,000.00	-60,829.00	.00	-59,000.00	-1.7%
6I006521 324121 IMP-COM-LE	-633.57	-11,000.00	-11,000.00	-10,102.08	.00	-11,900.00	8.2%
6I006521 361101 INT-BANK	-.31	-1,000.00	-1,000.00	-66.94	.00	-170.00	-83.0%
6I006521 361101 EVRB INT-BANK	-1.57	.00	.00	-211.28	.00	.00	.0%
6I006521 399100 CASH FWD	.00	-23,658.00	-7,612.00	.00	.00	-77,270.00	226.6%
TOTAL CP IMPACT FEES-LAW ENF	-7,716.45	-95,658.00	-79,612.00	-71,209.30	.00	-148,340.00	55.1%
<hr/>							
6I006522 CP IMPACT FEES-FIRE/RESCUE							
6I006522 324112 IMP-RES-FR	-27,076.00	-184,000.00	-184,000.00	-144,742.00	.00	-143,500.00	-22.0%
6I006522 324122 IMP-COM-PS	-511.65	-22,500.00	-22,500.00	-15,074.41	.00	-20,000.00	-11.1%
6I006522 361101 INT-BANK	-.63	-2,200.00	-2,200.00	-39.69	.00	-500.00	-77.3%
6I006522 361101 EVRB INT-BANK	-5.69	.00	.00	-777.57	.00	.00	.0%
6I006522 399100 CASH FWD	.00	-26,106.00	-27,481.00	.00	.00	-188,210.00	620.9%
TOTAL CP IMPACT FEES-FIRE/RE	-27,593.97	-234,806.00	-236,181.00	-160,633.67	.00	-352,210.00	50.0%
<hr/>							
6I006572 CP IMPACT FEES-REGIONAL PARK							
6I006572 324611 IMP-RES-PK	-30,458.00	-250,000.00	-250,000.00	-261,632.00	.00	-268,600.00	7.4%
6I006572 361101 INT-BANK	-.99	-3,000.00	-3,000.00	-47.43	.00	-720.00	-76.0%
6I006572 361101 EVRB INT-BANK	-6.29	.00	.00	-1,172.32	.00	.00	.0%
6I006572 399100 CASH FWD	.00	-44,175.00	-30,169.00	.00	.00	-294,120.00	565.8%
TOTAL CP IMPACT FEES-REGIONA	-30,465.28	-297,175.00	-283,169.00	-262,851.75	.00	-563,440.00	89.6%
<hr/>							
6I152572 COMMUNITY PARKS - D502							
6I152572 324611 IMP-RES-PK	-3,146.00	-21,000.00	-21,000.00	-20,766.00	.00	-22,400.00	6.7%
6I152572 361101 INT-BANK	-.09	-200.00	-200.00	-14.74	.00	-60.00	-70.0%
6I152572 361101 EVRB INT-BANK	-.63	.00	.00	-73.07	.00	.00	.0%
6I152572 399100 CASH FWD	.00	-3,136.00	-3,045.00	.00	.00	-25,060.00	699.1%
TOTAL COMMUNITY PARKS - D502	-3,146.72	-24,336.00	-24,245.00	-20,853.81	.00	-47,520.00	95.3%
<hr/>							
6I153572 COMMUNITY PARKS - D503							
6I153572 324611 IMP-RES-PK	-22,560.00	-170,000.00	-170,000.00	-181,158.00	.00	-183,100.00	7.7%

10/06/2017 18:38
6235cwo

BOARD OF COMMISSIONERS
NEXT YEAR / CURRENT YEAR BUDGET ANALYSIS

P 57
bgnyrpts

PROJECTION: 20181 2017/2018 BUDGET

FOR PERIOD 99

ACCOUNTS FOR:

CAP PROJECT-IMPACT FEES FUND	2016 ACTUAL	2017 ORIG BUD	2017 REVISED BUD	2017 ACTUAL	2017 PROJECTION	2018 RECOMMENED	PCT CHANGE
6I153572 361101 INT-BANK	-.72	-2,000.00	-2,000.00	-51.20	.00	-500.00	-75.0%
6I153572 361101 EVRB INT-BANK	-4.58	.00	.00	-764.96	.00	.00	.0%
6I153572 399100 CASH FWD	.00	-21,595.00	-22,140.00	.00	.00	-202,080.00	835.8%
TOTAL COMMUNITY PARKS - D503	-22,565.30	-193,595.00	-194,140.00	-181,974.16	.00	-385,680.00	99.2%
6I154572 COMMUNITY PARKS - D504							
6I154572 324611 IMP-RES-PK	-396.00	-4,600.00	-4,600.00	-21,162.00	.00	-18,100.00	293.5%
6I154572 361101 INT-BANK	-.02	-50.00	-50.00	-12.52	.00	-40.00	-20.0%
6I154572 361101 EVRB INT-BANK	-.08	.00	.00	-57.06	.00	.00	.0%
6I154572 399100 CASH FWD	.00	-588.00	-394.00	.00	.00	-18,170.00	2990.1%
TOTAL COMMUNITY PARKS - D504	-396.10	-5,238.00	-5,044.00	-21,231.58	.00	-36,310.00	593.2%
6I155572 COMMUNITY PARKS - D505							
6I155572 324611 IMP-RES-PK	-516.00	-181,200.00	-181,200.00	-4,128.00	.00	-4,200.00	-97.7%
6I155572 361101 INT-BANK	-.03	-1,800.00	-1,800.00	-12.45	.00	-20.00	-98.9%
6I155572 361101 EVRB INT-BANK	-.07	.00	.00	-8.11	.00	.00	.0%
6I155572 399100 CASH FWD	.00	-2,156.00	-506.00	.00	.00	-4,640.00	115.2%
TOTAL COMMUNITY PARKS - D505	-516.10	-185,156.00	-183,506.00	-4,148.56	.00	-8,860.00	-95.2%
TOTAL CAP PROJECT-IMPACT FEE	-174,490.41	-1,620,094.00	-1,636,666.00	-1,489,456.55	.00	-3,175,920.00	96.0%

10/06/2017 18:38
6235cwoo

BOARD OF COMMISSIONERS
NEXT YEAR / CURRENT YEAR BUDGET ANALYSIS

P 58
bgnyrpts

PROJECTION: 20181 2017/2018 BUDGET

FOR PERIOD 99

ACCOUNTS FOR:

NC MOBILITY FEE FUND	2016 ACTUAL	2017 ORIG BUD	2017 REVISED BUD	2017 ACTUAL	2017 PROJECTION	2018 RECOMMENED	PCT CHANGE
<hr/>							
6M408541 ZONE 1-EAST OF I-95							
6M408541 324316 MOB-RES-TP	-538,463.00	-611,000.00	-621,000.00	-663,675.00	.00	-595,000.00	-2.6%
6M408541 324326 MOB-COM-TP	-84,186.25	-100,000.00	-100,000.00	-94,559.10	.00	-100,700.00	.7%
6M408541 361101 INT-BANK	-3,175.44	-5,000.00	-5,000.00	-7,948.71	.00	-9,000.00	80.0%
6M408541 399100 CASH FWD	.00	.00	55,719.00	.00	.00	.00	.0%
TOTAL ZONE 1-EAST OF I-95	-625,824.69	-716,000.00	-670,281.00	-766,182.81	.00	-704,700.00	-1.6%
<hr/>							
6M408599 ZONE 1-EAST OF I-95 RESERVES							
6M408599 399100 CASH FWD	.00	-1,133,000.00	-1,133,000.00	.00	.00	-1,809,600.00	59.7%
TOTAL ZONE 1-EAST OF I-95 RE	.00	-1,133,000.00	-1,133,000.00	.00	.00	-1,809,600.00	59.7%
<hr/>							
6M409541 ZONE 3-WEST OF I-95							
6M409541 324316 MOB-RES-TP	-349,232.00	-315,000.00	-320,150.00	-244,044.00	.00	-260,000.00	-17.5%
6M409541 324326 MOB-COM-TP	.00	-10,000.00	-10,000.00	-28,075.14	.00	-1,000.00	-90.0%
6M409541 361101 INT-BANK	-1,264.28	-2,000.00	-2,000.00	-3,437.84	.00	-5,000.00	150.0%
6M409541 399100 CASH FWD	.00	.00	-40,569.00	.00	.00	.00	.0%
TOTAL ZONE 3-WEST OF I-95	-350,496.28	-327,000.00	-372,719.00	-275,556.98	.00	-266,000.00	-18.7%
<hr/>							
6M409599 ZONE 3-WEST OF I95 RESERVES							
6M409599 399100 CASH FWD	.00	-470,500.00	-470,500.00	.00	.00	-785,100.00	66.9%
TOTAL ZONE 3-WEST OF I95 RES	.00	-470,500.00	-470,500.00	.00	.00	-785,100.00	66.9%
TOTAL NC MOBILITY FEE FUND	-976,320.97	-2,646,500.00	-2,646,500.00	-1,041,739.79	.00	-3,565,400.00	34.7%

10/06/2017 18:38
6235cwoo

BOARD OF COMMISSIONERS
NEXT YEAR / CURRENT YEAR BUDGET ANALYSIS

P 59
bgnyrpts

PROJECTION: 20181 2017/2018 BUDGET

FOR PERIOD 99

ACCOUNTS FOR:

SOLID WASTE MGMT FUND		2016 ACTUAL	2017 ORIG BUD	2017 REVISED BUD	2017 ACTUAL	2017 PROJECTION	2018 RECOMMENED	PCT CHANGE
700000000 SOLID WASTE MGMT FUND								
700000000	325203 SA-DELINQT	-1,040.00	.00	.00	.00	.00	.00	.0%
700000000	329301 HAUL PERMT	-500.00	.00	.00	.00	.00	.00	.0%
700000000	349800 RFL-PYRDEL	-714.00	.00	.00	.00	.00	.00	.0%
700000000	364420 GAIN-FIX A	-5,598.31	.00	.00	.00	.00	.00	.0%
700000000	364420 FRP GAIN-FIX A	-54,456.00	.00	.00	.00	.00	.00	.0%
700000000	369910 REFUND PRI	-2,089.28	.00	.00	.00	.00	.00	.0%
700000000	381010 TI-GENERAL	-694,154.00	.00	.00	.00	.00	.00	.0%
700000000	386701 TAXCO RES EQ-TC	-11.32	.00	.00	.00	.00	.00	.0%
700000000	389101 INT-BANK	-522.97	.00	.00	.00	.00	.00	.0%
700000000	389101 EVRB INT-BANK	-4,893.82	.00	.00	.00	.00	.00	.0%
700000000	389101 EVRB5 CD INTERES	-9,266.96	.00	.00	.00	.00	.00	.0%
700000000	389101 EVRB6 INT-BANK	-165.49	.00	.00	.00	.00	.00	.0%
TOTAL SOLID WASTE MGMT FUND		-773,412.15	.00	.00	.00	.00	.00	.0%
70099581 TRANSFER OUTS								
70099581	399100 CASH FWD	.00	.00	-1,004,485.00	.00	.00	.00	.0%
70099581	399100 BRYLF CASH FWD	.00	-120,309.00	-120,381.00	.00	.00	.00	-100.0%
70099581	399100 FLARE CASH FWD	.00	-40,000.00	-106,780.00	.00	.00	.00	-100.0%
70099581	399100 FRP CASH FWD	.00	-269,300.00	-269,300.00	.00	.00	.00	-100.0%
70099581	399100 LFCLF CASH FWD	.00	-152,910.00	-153,004.00	.00	.00	.00	-100.0%
70099581	399100 SWTNK CASH FWD	.00	-319,430.00	-416,579.00	.00	.00	.00	-100.0%
70099581	399100 WNLF1 CASH FWD	.00	-20,706.00	-20,720.00	.00	.00	.00	-100.0%
70099581	399100 WNLF2 CASH FWD	.00	-538,027.00	-538,383.00	.00	.00	.00	-100.0%
TOTAL TRANSFER OUTS		.00	-1,460,682.00	-2,629,632.00	.00	.00	.00	-100.0%
70340534 SMALL QUANTITY GENERATOR PRGM								
70340534	343415 FEE-GENERA	-3,350.00	.00	.00	.00	.00	.00	.0%
TOTAL SMALL QUANTITY GENERAT		-3,350.00	.00	.00	.00	.00	.00	.0%
70357534 RECYCLING								
70357534	365910 RECYC SELL	-14,916.12	.00	.00	.00	.00	.00	.0%
TOTAL RECYCLING		-14,916.12	.00	.00	.00	.00	.00	.0%
70361534 WN PH I OLD POST-CLOSURE								
70361534	389101 INT-BANK	-83.44	.00	.00	.00	.00	.00	.0%
TOTAL WN PH I OLD POST-CLOSU		-83.44	.00	.00	.00	.00	.00	.0%
70362534 WN LANDFILL CLOSURE								
70362534	389101 WNLF1 INT-BANK	-2,060.24	.00	.00	.00	.00	.00	.0%

10/06/2017 18:38
6235cwoo

BOARD OF COMMISSIONERS
NEXT YEAR / CURRENT YEAR BUDGET ANALYSIS

P 60
bgnyrpts

PROJECTION: 20181 2017/2018 BUDGET

FOR PERIOD 99

ACCOUNTS FOR:

SOLID WASTE MGMT FUND	2016 ACTUAL	2017 ORIG BUD	2017 REVISED BUD	2017 ACTUAL	2017 PROJECTION	2018 RECOMMENED	PCT CHANGE
70362534 389300 CSCSW NO-G&D-STA	-90,909.00	.00	.00	.00	.00	.00	.0%
TOTAL WN LANDFILL CLOSURE	-92,969.24	.00	.00	.00	.00	.00	.0%
70363534 LOFTON CREEK POST-CLOSURE							
70363534 389101 LFCLF INT-BANK	-532.93	.00	.00	.00	.00	.00	.0%
TOTAL LOFTON CREEK POST-CLOS	-532.93	.00	.00	.00	.00	.00	.0%
70364534 BRYCEVILLE POST-CLOSURE							
70364534 389101 BRYLF INT-BANK	-409.42	.00	.00	.00	.00	.00	.0%
TOTAL BRYCEVILLE POST-CLOSUR	-409.42	.00	.00	.00	.00	.00	.0%
TOTAL SOLID WASTE MGMT FUND	-885,673.30	-1,460,682.00	-2,629,632.00	.00	.00	.00	-100.0%

10/06/2017 18:38
6235cwoo

BOARD OF COMMISSIONERS
NEXT YEAR / CURRENT YEAR BUDGET ANALYSIS

P 61
bgnyrpts

PROJECTION: 20181 2017/2018 BUDGET

FOR PERIOD 99

ACCOUNTS FOR:

WATER & SEWER FUND		2016 ACTUAL	2017 ORIG BUD	2017 REVISED BUD	2017 ACTUAL	2017 PROJECTION	2018 RECOMMENED	PCT CHANGE
71000000 WATER & SEWER FUND								
71000000	329109 REVIEW FEE	-2,080.00	-600.00	-600.00	-1,280.00	.00	-600.00	.0%
71000000	369900 MISC REV	-877.94	-600.00	-600.00	-659.60	.00	-600.00	.0%
71000000	389101 INT-BANK	-349.32	-300.00	-300.00	-1,637.18	.00	-8,800.00	2833.3%
71000000	389101 FFBF INT-BANK	.00	.00	.00	-10,320.82	.00	.00	.0%
71000000	389400 GR&DON-OTH	-329,880.59	.00	.00	.00	.00	.00	.0%
71000000	399100 CASH FWD	.00	-1,773,000.00	-1,206,235.00	.00	.00	-2,417,548.00	36.4%
TOTAL WATER & SEWER FUND		-333,187.85	-1,774,500.00	-1,207,735.00	-13,897.60	.00	-2,427,548.00	36.8%
71500533 WATER UTILITY SERVICES-OPS								
71500533	343301 WATER-RES	-967,928.94	-950,500.00	-950,500.00	-923,915.12	.00	-1,070,500.00	12.6%
71500533	343302 WATER-COMM	-312,441.71	-316,800.00	-316,800.00	-387,529.37	.00	-403,000.00	27.2%
71500533	343303 WTR-IRRI-R	-15,442.56	-10,800.00	-10,800.00	-19,442.40	.00	-34,000.00	214.8%
71500533	343304 WATER-FIRE	-6,477.12	-7,000.00	-7,000.00	-17,860.60	.00	-18,000.00	157.1%
71500533	343305 WTR-IRRI-C	-78,749.12	-69,500.00	-69,500.00	-87,457.11	.00	-100,000.00	43.9%
71500533	343306 AFPI	-29,040.00	.00	.00	.00	.00	.00	.0%
71500533	343308 METER INST	-7,760.00	-6,500.00	-6,500.00	-12,787.93	.00	-12,500.00	92.3%
71500533	343309 SVC INSTAL	-514.98	-500.00	-500.00	-2,567.65	.00	-1,500.00	200.0%
71500533	343310 COST METER	-5,658.40	-4,300.00	-4,300.00	-8,255.90	.00	-8,500.00	97.7%
71500533	343314 MTR RELOC	.00	-500.00	-500.00	.00	.00	-500.00	.0%
71500533	369900 MISC REV	-60,612.13	-72,000.00	-72,000.00	-84,911.87	.00	-83,000.00	15.3%
71500533	399100 CASH FWD	.00	-25,000.00	-29,490.00	.00	.00	.00	-100.0%
71500533	399100 BFPM CASH FWD	.00	-139,970.00	-139,970.00	.00	.00	.00	-100.0%
71500533	399100 BPS CASH FWD	.00	-254,307.00	-254,307.00	.00	.00	-50,000.00	-80.3%
71500533	399100 BPSPV CASH FWD	.00	.00	.00	.00	.00	-38,490.00	.0%
71500533	399100 HMODL CASH FWD	.00	.00	.00	.00	.00	-22,000.00	.0%
71500533	399100 WHSPM CASH FWD	.00	-104,980.00	-104,980.00	.00	.00	-104,980.00	.0%
71500533	399100 WRW CASH FWD	.00	-20,995.00	-20,995.00	.00	.00	-26,827.00	27.8%
71500533	399100 WTNK CASH FWD	.00	-1,120,800.00	-1,126,704.00	.00	.00	-125,000.00	-88.8%
TOTAL WATER UTILITY SERVICES		-1,484,624.96	-3,104,452.00	-3,114,846.00	-1,544,727.95	.00	-2,098,797.00	-32.4%
71500535 SEWER/WASTEWATER SVCS-OPS								
71500535	343501 WW-RES	-1,324,676.00	-1,400,000.00	-1,400,000.00	-1,540,045.40	.00	-1,600,000.00	14.3%
71500535	343502 WW-COMMERC	-899,148.95	-942,000.00	-942,000.00	-764,608.87	.00	-830,000.00	-11.9%
71500535	343503 AFPI	-36,366.00	.00	.00	.00	.00	.00	.0%
71500535	369900 MISC REV	.00	-6,000.00	-6,000.00	-110.00	.00	-500.00	-91.7%
71500535	399100 LSSS CASH FWD	.00	.00	.00	.00	.00	-335,000.00	.0%
71500535	399100 MHPP CASH FWD	.00	-187,920.00	-187,920.00	.00	.00	-198,320.00	5.5%
71500535	399100 WW2 CASH FWD	.00	.00	.00	.00	.00	-31,700.00	.0%
71500535	399100 WWBLO CASH FWD	.00	.00	.00	.00	.00	-81,664.00	.0%

10/06/2017 18:38
6235cwoo

BOARD OF COMMISSIONERS
NEXT YEAR / CURRENT YEAR BUDGET ANALYSIS

P 62
bgnyrpts

PROJECTION: 20181 2017/2018 BUDGET

FOR PERIOD 99

ACCOUNTS FOR:

WATER & SEWER FUND				2016 ACTUAL	2017 ORIG BUD	2017 REVISED BUD	2017 ACTUAL	2017 PROJECTION	2018 RECOMMENED	PCT CHANGE
71500535	399100	WWHW	CASH FWD	.00	-337,000.00	-361,804.00	.00	.00	-149,000.00	-55.8%
71500535	399100	WWIGL	CASH FWD	.00	.00	.00	.00	.00	-41,000.00	.0%
71500535	399100	WWLS	CASH FWD	.00	-400,000.00	-729,602.00	.00	.00	.00	-100.0%
71500535	399100	WWPIP	CASH FWD	.00	-183,000.00	-207,273.00	.00	.00	-220,000.00	20.2%
71500535	399100	WWSC	CASH FWD	.00	-812,000.00	-840,160.00	.00	.00	-884,000.00	8.9%
TOTAL SEWER/WASTEWATER SVCS-				-2,260,190.95	-4,267,920.00	-4,674,759.00	-2,304,764.27	.00	-4,371,184.00	2.4%
71500536 WATER & SEWER OPERATIONS-OTHER										
71500536	364420	FRP	GAIN-FIX A	.00	-600.00	-600.00	.00	.00	-1,000.00	66.7%
71500536	369910		REF PY-EXP	-679.55	.00	.00	-4,169.69	.00	.00	.0%
71500536	399100		CASH FWD	.00	-70,860.00	-33,310.00	.00	.00	.00	-100.0%
71500536	399100	ABWS	CASH FWD	.00	.00	-1,200.00	.00	.00	.00	.0%
71500536	399100	FRP	CASH FWD	.00	-1,787.00	-1,787.00	.00	.00	.00	-100.0%
TOTAL WATER & SEWER OPERATIO				-679.55	-73,247.00	-36,897.00	-4,169.69	.00	-1,000.00	-98.6%
71501533 WATER IMPACT-CAPITAL										
71501533	324211		IF-RES-PE	-40,050.00	-18,785.00	-18,785.00	-34,255.00	.00	-22,100.00	17.6%
71501533	324221		IF-COMM-PE	-8,010.00	-5,525.00	-5,525.00	-2,652.00	.00	-2,210.00	-60.0%
71501533	389101		INT-BANK	-216.88	-50.00	-50.00	-50.40	.00	-100.00	100.0%
71501533	389101	FFBF	INT-BANK	.00	.00	.00	-587.55	.00	.00	.0%
71501533	389910		BAL FWD/CH	.00	-495,000.00	.00	.00	.00	.00	-100.0%
71501533	399100		CASH FWD	.00	.00	-506,233.00	.00	.00	.00	.0%
TOTAL WATER IMPACT-CAPITAL				-48,276.88	-519,360.00	-530,593.00	-37,544.95	.00	-24,410.00	-95.3%
71501535 WASTEWATER IMPACT-CAPITAL										
71501535	324212		IF-RES-PE	-48,089.00	-21,672.00	-21,672.00	-41,796.00	.00	-30,960.00	42.9%
71501535	324222		IF-COMM-PE	.00	-1,548.00	-1,548.00	-3,715.20	.00	-3,096.00	100.0%
71501535	389101		INT-BANK	-349.70	-100.00	-100.00	-79.20	.00	-150.00	50.0%
71501535	389101	FFBF	INT-BANK	.00	.00	.00	-917.30	.00	.00	.0%
71501535	399100		CASH FWD	.00	-785,200.00	-797,766.00	.00	.00	.00	-100.0%
TOTAL WASTEWATER IMPACT-CAPI				-48,438.70	-808,520.00	-821,086.00	-46,507.70	.00	-34,206.00	-95.8%
71503536 NAU RENEWAL & REPLACEMENT										
71503536	399100		CASH FWD	.00	-182,213.00	-182,213.00	.00	.00	-200,664.00	10.1%
TOTAL NAU RENEWAL & REPLACEM				.00	-182,213.00	-182,213.00	.00	.00	-200,664.00	10.1%
71999599 RESERVES										
71999599	399100		CASH FWD	.00	-150,000.00	-150,000.00	.00	.00	.00	-100.0%
71999599	399100	WTNK	CASH FWD	.00	.00	.00	.00	.00	-1,001,704.00	.0%
TOTAL RESERVES				.00	-150,000.00	-150,000.00	.00	.00	-1,001,704.00	567.8%
TOTAL WATER & SEWER FUND				-4,175,398.89	-10,880,212.00	-10,718,129.00	-3,951,612.16	.00	-10,159,513.00	-6.6%
GRAND TOTAL				-112,123,313.45	-187,424,251.00	-199,200,110.00	-119,465,473.56	.00	-203,565,088.00	8.6%

** END OF REPORT - Generated by Cindy C Wood **

FY 17/18

FINAL BUDGET

EXPENDITURES

10/06/2017 18:40
6235cwoo

BOARD OF COMMISSIONERS
NEXT YEAR / CURRENT YEAR BUDGET ANALYSIS

P 1
bgnyrpts

PROJECTION: 20181 2017/2018 BUDGET

FOR PERIOD 99

ACCOUNTS FOR:

GENERAL FUND	2016 ACTUAL	2017 ORIG BUD	2017 REVISED BUD	2017 ACTUAL	2017 PROJECTION	2018 RECOMMENED	PCT CHANGE
01001511 BOARD OF CO COMMISSIONERS							
01001511 511000 SAL-ELECTE	224,150.00	225,271.00	226,051.00	226,040.10	.00	237,115.00	5.3%
01001511 521010 FICA TAXES	12,396.11	13,967.00	11,967.00	11,914.78	.00	14,701.00	5.3%
01001511 521020 MEDICARE T	2,899.02	3,266.00	2,816.00	2,786.38	.00	3,438.00	5.3%
01001511 522000 RETIREMENT	94,885.10	95,673.00	97,848.00	97,843.59	.00	107,887.00	12.8%
01001511 523010 L & H INS	22,034.22	28,742.00	28,742.00	29,351.94	.00	34,241.00	19.1%
01001511 524010 WKRS COMP	367.64	518.00	318.00	281.65	.00	545.00	5.2%
01001511 531004 PS-COALITI	4,850.00	4,850.00	4,850.00	4,850.00	.00	4,850.00	.0%
01001511 531006 PS-LOBBYIN	60,000.00	60,001.00	60,001.00	60,000.00	.00	60,001.00	.0%
01001511 531016 SURVEY&PRO	1,800.00	.00	4,157.00	4,157.00	.00	.00	.0%
01001511 540000 TRAV&PDIEM	4,311.95	10,238.00	7,438.00	6,720.98	.00	9,475.00	-7.5%
01001511 541000 COMMUNICAT	4,301.03	3,660.00	5,760.00	5,033.87	.00	3,795.00	3.7%
01001511 542000 FREIG/POST	144.98	60.00	60.00	27.08	.00	100.00	66.7%
01001511 544000 RENT&LEASE	75.87	50.00	50.00	.85	.00	100.00	100.0%
01001511 545000 INSURANCE	38.09	295.00	400.00	318.00	.00	50.00	-83.1%
01001511 546000 RPR&MAINT	112.21	.00	100.00	17.13	.00	.00	.0%
01001511 547000 PRINT&BIND	40.00	300.00	425.00	401.32	.00	200.00	-33.3%
01001511 549000 OTHER CURR	537.02	500.00	500.00	235.00	.00	500.00	.0%
01001511 549002 ADVERTISIN	1,569.46	1,500.00	4,200.00	4,166.24	.00	3,000.00	100.0%
01001511 551000 OFFICE SUP	.00	100.00	100.00	.00	.00	.00	-100.0%
01001511 552000 MISCELLANE	144.73	700.00	675.00	553.39	.00	500.00	-28.6%
01001511 552020 GAS, OIL &	67.92	100.00	100.00	9.49	.00	100.00	.0%
01001511 552640 EQUIPMENT	.00	700.00	600.00	563.06	.00	700.00	.0%
01001511 554000 DUES/SUBSC	9,220.00	9,539.00	9,739.00	9,538.00	.00	9,704.00	1.7%
01001511 555000 TRAINING	4,065.00	3,550.00	2,508.00	1,895.00	.00	3,925.00	10.6%
TOTAL BOARD OF CO COMMISSION	448,010.35	463,580.00	469,405.00	466,704.85	.00	494,927.00	6.8%
01001513 BCC-FINANCIAL & ADMINISTRATIVE							
01001513 531000 PROF SVCS	9,063.00	.00	500.00	500.00	.00	.00	.0%
01001513 531000 VAB PROF SVCS	10,612.68	25,000.00	19,291.00	9,745.66	.00	25,000.00	.0%
01001513 531017 PS-APPRAIS	500.00	.00	.00	.00	.00	.00	.0%
01001513 531050 PS-OPEB	15,000.00	.00	.00	.00	.00	17,500.00	.0%
01001513 532000 ACCT&AUDIT	180,000.00	185,000.00	185,000.00	185,000.00	.00	178,500.00	-3.5%
01001513 542000 VAB FREIG/POST	19.07	100.00	100.00	8.38	.00	100.00	.0%
01001513 546020 VAB MAIN SVC C	6,294.76	6,500.00	6,500.00	6,300.60	.00	6,500.00	.0%
01001513 549000 OT CUR CHG	23,066.39	23,300.00	22,300.00	21,037.33	.00	24,950.00	7.1%
01001513 549002 ADVERTISIN	8,124.47	4,600.00	4,608.00	4,607.03	.00	7,000.00	52.2%
01001513 549002 VAB ADVERTISIN	518.19	700.00	876.00	875.16	.00	700.00	.0%
01001513 549038 TD PROCESS	1,151.89	3,500.00	2,427.00	775.40	.00	3,500.00	.0%
01001513 552000 VAB MISC SUPPL	.00	100.00	100.00	.00	.00	100.00	.0%
TOTAL BCC-FINANCIAL & ADMINI	254,350.45	248,800.00	241,702.00	228,849.56	.00	263,850.00	6.0%
01001515 BCC-COMPREHENSIVE PLANNING							
01001515 531000 PROF SVCS	.00	.00	47,475.00	.00	.00	47,475.00	.0%

10/06/2017 18:40
6235cwoo

BOARD OF COMMISSIONERS
NEXT YEAR / CURRENT YEAR BUDGET ANALYSIS

P 3
bgnyrpts

PROJECTION: 20181 2017/2018 BUDGET

FOR PERIOD 99

ACCOUNTS FOR:

GENERAL FUND	2016 ACTUAL	2017 ORIG BUD	2017 REVISED BUD	2017 ACTUAL	2017 PROJECTION	2018 RECOMMENED	PCT CHANGE
01005582 591952 NFLY TT CLERK	10.90	.00	.00	.00	.00	.00	.0%
TOTAL TRANSFER OUT CONST OFF	7,887.70	.00	.00	.00	.00	.00	.0%
01021512 CLERK-EXECUTIVE (CLERK TO BCC)							
01021512 524010 WKRS COMP	2,791.62	4,000.00	4,000.00	2,175.36	.00	4,252.00	6.3%
TOTAL CLERK-EXECUTIVE (CLERK	2,791.62	4,000.00	4,000.00	2,175.36	.00	4,252.00	6.3%
01021519 CLERK-OTHER GENERAL GOVERNMENT							
01021519 523010 L & H INS	281,287.92	300,000.00	300,000.00	239,333.78	.00	380,825.00	26.9%
01021519 545000 INSURANCE	326.00	600.00	600.00	346.66	.00	600.00	.0%
TOTAL CLERK-OTHER GENERAL GO	281,613.92	300,600.00	300,600.00	239,680.44	.00	381,425.00	26.9%
01021582 CLERK-TRANS TO CONST OFFICER							
01021582 591910 CLERK TR-CONS OF	2,010,901.00	2,010,901.00	2,010,901.00	2,010,901.00	.00	2,265,560.00	12.7%
01021582 591951 CLERK TT-CLK-VET	53,896.00	54,042.00	54,042.00	54,042.00	.00	55,675.00	3.0%
TOTAL CLERK-TRANS TO CONST O	2,064,797.00	2,064,943.00	2,064,943.00	2,064,943.00	.00	2,321,235.00	12.4%
01031521 SHERIFF							
01031521 523010 L & H INS	1,050,552.43	1,114,000.00	1,114,000.00	857,708.40	.00	1,239,750.00	11.3%
01031521 524010 WKRS COMP	114,114.89	175,000.00	166,800.00	92,163.62	.00	160,000.00	-8.6%
01031521 545000 INSURANCE	33,670.64	43,250.00	43,250.00	35,529.70	.00	42,175.00	-2.5%
01031521 546000 RPR&MAINT	4,373.40	.00	15,000.00	12,305.16	.00	.00	.0%
01031521 549036 CRMPV CRIME 775.	28,000.00	191,781.00	189,133.00	58,656.93	.00	156,133.00	-18.6%
TOTAL SHERIFF	1,230,711.36	1,524,031.00	1,528,183.00	1,056,363.81	.00	1,598,058.00	4.9%
01031582 SHERIFF-TRANS TO CONST OFFICER							
01031582 591910 CRMPV TR-CONS OF	19,950.68	.00	.00	.00	.00	.00	.0%
01031582 591910 HMATT TR-CONS OF	.00	.00	230,230.00	230,229.86	.00	.00	.0%
01031582 591910 SHERF TR-CONS OF	8,826,339.00	9,882,718.00	9,882,718.00	9,882,718.00	.00	10,917,531.00	10.5%
01031582 591935 SHERF TT-SHER SC	47,031.77	71,417.00	71,417.00	54,212.75	.00	73,258.00	2.6%
TOTAL SHERIFF-TRANS TO CONST	8,893,321.45	9,954,135.00	10,184,365.00	10,167,160.61	.00	10,990,789.00	10.4%
01032523 DEPT OF CORRECTIONS							
01032523 523010 L & H INS	396,183.50	396,000.00	396,000.00	338,703.56	.00	498,750.00	25.9%
01032523 524010 WKRS COMP	52,240.95	80,000.00	80,000.00	43,507.22	.00	70,000.00	-12.5%
01032523 545000 INSURANCE	15,495.59	30,750.00	30,750.00	16,409.90	.00	25,000.00	-18.7%
01032523 549611 MEDCL CARE	61,753.84	150,000.00	150,000.00	77,868.00	.00	150,000.00	.0%
TOTAL DEPT OF CORRECTIONS	525,673.88	656,750.00	656,750.00	476,488.68	.00	743,750.00	13.2%
01032582 DEPT OF CORR-TRANS TO CONST OF							
01032582 591910 SHERF TR-CONS OF	4,878,933.00	4,986,514.00	4,986,514.00	4,986,514.00	.00	5,818,497.00	16.7%

10/06/2017 18:40
6235cwoo

BOARD OF COMMISSIONERS
NEXT YEAR / CURRENT YEAR BUDGET ANALYSIS

P 4
bgnyrpts

PROJECTION: 20181 2017/2018 BUDGET

FOR PERIOD 99

ACCOUNTS FOR:

GENERAL FUND	2016 ACTUAL	2017 ORIG BUD	2017 REVISED BUD	2017 ACTUAL	2017 PROJECTION	2018 RECOMMENED	PCT CHANGE
TOTAL DEPT OF CORR-TRANS TO	4,878,933.00	4,986,514.00	4,986,514.00	4,986,514.00	.00	5,818,497.00	16.7%
01034521 VICTIMS OF CRIME ACT (VOCA)							
01034521 523010 L & H INS	1,843.89	8,215.00	7,292.00	4,719.30	.00	8,508.00	3.6%
01034521 524010 WC	162.19	398.00	340.00	289.22	.00	349.00	-12.3%
01034521 541000 COMMUNICAT	222.34	1,566.00	1,188.00	579.88	.00	654.00	-58.2%
01034521 547000 PRINT&BIND	.00	50.00	50.00	.00	.00	50.00	.0%
01034521 551000 OFFICE SUP	.00	100.00	.00	.00	.00	.00	-100.0%
01034521 552000 MISC SUPPL	.00	.00	100.00	.00	.00	.00	.0%
01034521 555000 TRAINING	.00	.00	2,000.00	777.68	.00	2,000.00	.0%
01034521 564000 EQUIPMENT	.00	.00	1,089.00	.00	.00	.00	.0%
01034521 564001 EQ\$5000 OG	.00	.00	2,208.00	.00	.00	.00	.0%
TOTAL VICTIMS OF CRIME ACT (2,228.42	10,329.00	14,267.00	6,366.08	.00	11,561.00	11.9%
01034582 TRANS TO SHERIFF-VOCA GRANT							
01034582 591910 SHERF TR-CONS OF	18,275.56	47,756.00	46,907.00	30,151.82	.00	46,472.00	-2.7%
TOTAL TRANS TO SHERIFF-VOCA	18,275.56	47,756.00	46,907.00	30,151.82	.00	46,472.00	-2.7%
01041513 PROPERTY APPRAISER							
01041513 523010 L & H INS	1,200.00	1,800.00	1,950.00	1,950.00	.00	1,800.00	.0%
01041513 542000 FREIG/POST	16,530.14	16,500.00	16,500.00	16,500.00	.00	16,800.00	1.8%
01041513 545000 INSURANCE	1,634.00	2,700.00	2,550.00	1,645.00	.00	2,200.00	-18.5%
01041513 547000 PRINT&BIND	12,103.08	12,880.00	12,880.00	1,000.00	.00	12,580.00	-2.3%
TOTAL PROPERTY APPRAISER	31,467.22	33,880.00	33,880.00	21,095.00	.00	33,380.00	-1.5%
01041582 PTY APP-TRANS TO CONST OFFICER							
01041582 591910 PROPA TR-CONS OF	1,884,432.00	1,876,540.00	1,876,540.00	1,876,540.00	.00	1,927,419.00	2.7%
01041582 591910 WMIMS TR-CONS OF	.00	.00	.00	489.59	.00	.00	.0%
TOTAL PTY APP-TRANS TO CONST	1,884,432.00	1,876,540.00	1,876,540.00	1,877,029.59	.00	1,927,419.00	2.7%
01051513 TAX COLLECTOR							
01051513 542000 FREIG/POST	3,660.50	4,000.00	4,000.00	.00	.00	4,000.00	.0%
01051513 545000 INSURANCE	568.00	600.00	857.00	857.00	.00	1,000.00	66.7%
TOTAL TAX COLLECTOR	4,228.50	4,600.00	4,857.00	857.00	.00	5,000.00	8.7%
01051582 TAX COLLECTOR-TRANS OUT							
01051582 591910 TAXCO TC COMMISS	1,782,595.98	2,085,916.00	2,085,659.00	1,831,712.73	.00	2,257,629.00	8.2%
TOTAL TAX COLLECTOR-TRANS OU	1,782,595.98	2,085,916.00	2,085,659.00	1,831,712.73	.00	2,257,629.00	8.2%
01061513 SUPR OF ELECT-ADM/REG							
01061513 523010 L & H INS	41,340.00	63,351.00	63,351.00	44,449.68	.00	53,826.00	-15.0%

10/06/2017 18:40
6235cwoo

BOARD OF COMMISSIONERS
NEXT YEAR / CURRENT YEAR BUDGET ANALYSIS

P 5
bgnyrpts

PROJECTION: 20181 2017/2018 BUDGET

FOR PERIOD 99

ACCOUNTS FOR:

GENERAL FUND	2016 ACTUAL	2017 ORIG BUD	2017 REVISED BUD	2017 ACTUAL	2017 PROJECTION	2018 RECOMMENED	PCT CHANGE
01061513 524010 WKRS COMP	2,280.97	1,208.00	1,208.00	656.96	.00	1,336.00	10.6%
TOTAL SUPR OF ELECT-ADM/REG	43,620.97	64,559.00	64,559.00	45,106.64	.00	55,162.00	-14.6%
01061582 SUPR OF ELECT-TRANS TO CONST O							
01061582 591910 SOE T/O SOE	1,544,985.00	1,342,796.00	1,342,796.00	1,342,796.04	.00	1,505,552.00	12.1%
TOTAL SUPR OF ELECT-TRANS TO	1,544,985.00	1,342,796.00	1,342,796.00	1,342,796.04	.00	1,505,552.00	12.1%
01072523 MAINT-DETENTION CENTER							
01072523 531000 PROF SVCS	7,900.00	.00	4,975.00	4,975.00	.00	5,000.00	.0%
01072523 544000 RENT&LEASE	.00	500.00	.00	.00	.00	1,000.00	100.0%
01072523 545000 INSURANCE	251.18	210.00	220.00	220.00	.00	250.00	19.0%
01072523 546000 RPR&MAINT	103,544.34	86,657.00	119,804.00	115,580.82	.00	173,844.00	100.6%
01072523 546000 FVBES RPR&MAINT	1,093.27	171,458.00	172,351.00	172,051.26	.00	66,450.00	-61.2%
01072523 546020 MAIN SVC C	6,852.00	7,252.00	9,855.00	9,855.00	.00	7,660.00	5.6%
01072523 546030 R&M-BLDGS	75,911.05	183,900.00	218,289.00	213,913.34	.00	62,219.00	-66.2%
01072523 546030 ACRRPR R&M-BLDGS	.00	150,000.00	207,000.00	188,280.00	.00	.00	-100.0%
01072523 546030 DUCT R&M-BLDGS	.00	.00	.00	.00	.00	25,000.00	.0%
01072523 546036 R&M-GENERA	2,486.78	4,115.00	3,420.00	2,920.00	.00	4,390.00	6.7%
01072523 549000 OT CUR CHG	94.90	1,450.00	1,450.00	85.00	.00	1,450.00	.0%
01072523 552000 MISC SUPPL	1,900.13	2,000.00	1,881.00	1,372.58	.00	2,000.00	.0%
01072523 552020 GAS/OIL&LU	38.69	250.00	250.00	249.50	.00	500.00	100.0%
01072523 552030 JANITOR SU	.00	150.00	.00	.00	.00	1,000.00	566.7%
01072523 562002 CHILL BLDG IMPRO	.00	.00	1,873,620.00	1,784,400.00	.00	1,632,726.00	.0%
01072523 562002 FENCE BLDG IMPRO	.00	345,000.00	345,000.00	262,889.91	.00	344,910.00	.0%
01072523 562002 LPS BLDG IMPRO	.00	.00	56,925.00	44.96	.00	56,880.00	.0%
01072523 564000 KITEQ EQUIPMENT	90,053.14	.00	.00	.00	.00	.00	.0%
01072523 564000 LRYEQ EQUIPMENT	11,948.00	.00	.00	.00	.00	.00	.0%
01072523 564001 EQ\$5000 OG	.00	11,500.00	11,500.00	11,311.58	.00	.00	-100.0%
01072523 564001 KITEQ EQ\$5000 OG	.00	.00	.00	.00	.00	34,500.00	.0%
01072523 564001 LRYEQ EQ\$5000 OG	20,100.00	.00	.00	.00	.00	.00	.0%
TOTAL MAINT-DETENTION CENTER	322,173.48	964,442.00	3,026,540.00	2,768,148.95	.00	2,419,779.00	150.9%
01073519 MAINT-OTHER CNTY FACILITIES							
01073519 512000 REG SALARY	1,159,755.95	1,351,071.00	1,305,271.00	1,268,259.93	.00	1,508,318.00	11.6%
01073519 512001 SAL-EMERG	.00	.00	.00	-73.75	.00	.00	.0%
01073519 512001 HHERM SAL-EMERG	480.36	.00	.00	-1.98	.00	.00	.0%
01073519 512001 HIRMA SAL-EMERG	.00	.00	.00	3,802.30	.00	.00	.0%
01073519 512001 HMATT SAL-EMERG	.00	.00	4,045.00	4,044.34	.00	.00	.0%
01073519 512002 SAL ON CAL	8,470.00	8,750.00	8,750.00	8,700.00	.00	8,750.00	.0%
01073519 512002 HIRMA SAL ON CAL	.00	.00	.00	1,600.00	.00	.00	.0%
01073519 512002 HMATT SAL ON CAL	.00	.00	450.00	450.00	.00	.00	.0%

10/06/2017 18:40
6235cwoo

BOARD OF COMMISSIONERS
NEXT YEAR / CURRENT YEAR BUDGET ANALYSIS

P 6
bgnyrpts

PROJECTION: 20181 2017/2018 BUDGET

FOR PERIOD 99

ACCOUNTS FOR:

GENERAL FUND	2016 ACTUAL	2017 ORIG BUD	2017 REVISED BUD	2017 ACTUAL	2017 PROJECTION	2018 RECOMMENED	PCT CHANGE
01073519 514000 OVERTIME	22,664.51	22,750.00	25,750.00	27,901.17	.00	35,000.00	53.8%
01073519 514001 HHERM OT-EMERGEN	1,046.79	.00	.00	.00	.00	.00	.0%
01073519 514001 HIRMA OT-EMERGEN	.00	.00	.00	25,604.34	.00	.00	.0%
01073519 514001 HMATT OT-EMERGEN	.00	.00	7,914.00	7,913.71	.00	.00	.0%
01073519 521010 FICA TAXES	69,482.33	85,719.00	85,719.00	78,049.61	.00	96,228.00	12.3%
01073519 521010 HHERM FICA TAXES	91.35	.00	5.00	4.38	.00	.00	.0%
01073519 521010 HIRMA FICA TAXES	.00	.00	.00	5.18	.00	.00	.0%
01073519 521010 HMATT FICA TAXES	.00	.00	746.00	745.60	.00	.00	.0%
01073519 521020 MEDICARE T	16,249.74	20,047.00	20,047.00	17,809.63	.00	22,505.00	12.3%
01073519 521020 HHERM MEDICARE T	21.37	.00	2.00	1.02	.00	.00	.0%
01073519 521020 HIRMA MEDICARE T	.00	.00	.00	445.06	.00	.00	.0%
01073519 521020 HMATT MEDICARE T	.00	.00	175.00	174.37	.00	.00	.0%
01073519 522000 RETIREMENT	86,185.76	100,743.00	100,743.00	97,692.72	.00	121,299.00	20.4%
01073519 522000 HHERM RETIREMENT	114.84	.00	6.00	5.69	.00	.00	.0%
01073519 522000 HIRMA RETIREMENT	.00	.00	.00	2,455.73	.00	.00	.0%
01073519 522000 HMATT RETIREMENT	.00	.00	934.00	933.10	.00	.00	.0%
01073519 523010 L & H INS	209,539.58	265,164.00	225,164.00	231,345.47	.00	327,739.00	23.6%
01073519 523010 HHERM L & H INS	118.07	.00	.00	.00	.00	.00	.0%
01073519 524010 WKRS COMP	35,324.02	59,990.00	45,713.00	32,624.98	.00	67,263.00	12.1%
01073519 531000 PROF SVCS	14,195.00	4,000.00	4,000.00	1,925.00	.00	20,000.00	400.0%
01073519 531031 EMPLOY PHY	80.00	80.00	150.00	75.00	.00	470.00	487.5%
01073519 531035 DRUG TEST	143.00	250.00	903.00	805.00	.00	902.00	260.8%
01073519 534000 OT CONT SV	1,303.50	1,368.00	1,368.00	1,368.00	.00	1,368.00	.0%
01073519 534103 CS-CLEANIG	19,350.00	20,000.00	27,500.00	25,050.00	.00	20,000.00	.0%
01073519 540000 TRAV&PDIEM	1,362.00	1,444.00	444.00	.00	.00	1,560.00	8.0%
01073519 541000 COMMUNICAT	15,042.19	17,000.00	18,427.00	17,114.54	.00	36,320.00	113.6%
01073519 541040 COM-COMPUT	.00	.00	1,700.00	983.46	.00	.00	.0%
01073519 542000 FREIG/POST	.00	49.00	49.00	49.00	.00	49.00	.0%
01073519 543000 UTILITY SV	88,766.62	105,834.00	89,834.00	80,419.06	.00	111,586.00	5.4%
01073519 544000 RENT&LEASE	2,637.84	2,668.00	2,668.00	2,599.29	.00	2,874.00	7.7%
01073519 545000 INSURANCE	37,291.58	55,425.00	55,425.00	29,678.49	.00	43,525.00	-21.5%
01073519 546000 RPR&MAINT	97,233.50	89,632.00	121,929.00	118,439.81	.00	248,330.00	177.1%
01073519 546020 MAIN SVC C	2,005.60	2,005.00	2,005.00	1,058.25	.00	1,750.00	-12.7%
01073519 546030 AIRRP R&M-BLDGS	111,576.52	107,000.00	107,000.00	43,430.39	.00	260,570.00	143.5%
01073519 546030 DUCT R&M-BLDGS	.00	990.00	990.00	824.50	.00	.00	-100.0%
01073519 546030 JSPGC R&M-BLDGS	5,000.00	28,180.00	28,180.00	18,500.00	.00	.00	-100.0%
01073519 546033 R&M-ROOF	12,385.00	.00	.00	.00	.00	.00	.0%
01073519 546036 R&M-GENERA	11,117.08	13,750.00	11,250.00	10,770.96	.00	12,405.00	-9.8%
01073519 546040 R&M-TRUCK	11,652.19	11,800.00	15,800.00	15,351.54	.00	18,600.00	57.6%
01073519 546050 R&M-EQUIP	6,988.95	5,000.00	17,000.00	16,648.64	.00	10,000.00	100.0%
01073519 546104 R & M-PUBL	10,342.20	7,500.00	7,500.00	6,338.96	.00	21,850.00	191.3%
01073519 546710 GROUNDS UP	2,733.67	3,500.00	5,500.00	3,129.55	.00	9,000.00	157.1%
01073519 547000 PRINT&BIND	.00	200.00	400.00	126.00	.00	200.00	.0%
01073519 549000 OT CUR CHG	618.10	2,350.00	2,308.00	1,997.35	.00	650.00	-72.3%

10/06/2017 18:40
6235cwoo

BOARD OF COMMISSIONERS
NEXT YEAR / CURRENT YEAR BUDGET ANALYSIS

P 7
bgnyrpts

PROJECTION: 20181 2017/2018 BUDGET

FOR PERIOD 99

ACCOUNTS FOR:

GENERAL FUND	2016 ACTUAL	2017 ORIG BUD	2017 REVISED BUD	2017 ACTUAL	2017 PROJECTION	2018 RECOMMENED	PCT CHANGE
01073519 549002	ADVERTISIN	1,470.91	.00	1,428.00	1,269.46	.00	800.00 .0%
01073519 549061	UNIFORM RE	3,260.14	3,500.00	4,430.00	3,107.97	.00	4,668.00 33.4%
01073519 549081	BACKGROUND	236.50	365.00	782.00	662.45	.00	702.00 92.3%
01073519 549201	HEP B VACC	.00	.00	.00	.00	.00	572.00 .0%
01073519 549403	INS CLAIMS	2,152.40	.00	1,000.00	1,000.00	.00	.00 .0%
01073519 551000	OFFICE SUP	2,282.33	1,700.00	3,000.00	2,616.54	.00	3,000.00 76.5%
01073519 552000	MISC SUPPL	7,943.12	17,304.00	10,673.00	10,197.31	.00	17,870.00 3.3%
01073519 552020	GAS/OIL&LU	30,761.84	54,198.00	33,342.00	31,661.28	.00	54,458.00 .5%
01073519 552030	JANITOR SU	9,606.53	13,500.00	11,000.00	10,019.93	.00	18,000.00 33.3%
01073519 552040	TOOLS&SMI	6,206.27	4,250.00	8,473.00	8,324.12	.00	12,000.00 182.4%
01073519 552050	UNIFORMS	4,815.42	5,520.00	6,870.00	6,508.89	.00	7,290.00 32.1%
01073519 552640	EQUIP<\$750	7,928.84	5,150.00	12,383.00	12,812.61	.00	15,113.00 193.5%
01073519 552646	SOFTWARE	.00	1,763.00	1,763.00	1,762.50	.00	.00 -100.0%
01073519 554000	DUES/SUBSC	1,215.00	1,350.00	1,422.00	1,421.99	.00	2,015.00 49.3%
01073519 555000	TRAINING	650.00	800.00	640.00	245.00	.00	1,410.00 76.3%
01073519 562000	BUILDINGS	27,900.00	.00	.00	.00	.00	.00 .0%
01073519 562000 SOE	BUILDINGS	.00	10,764.00	10,764.00	.00	.00	10,764.00 .0%
01073519 562002	BLDG IMPRO	4,547.12	.00	.00	.00	.00	57,000.00 .0%
01073519 562002 ROOF	BLDG IMPRO	.00	699,206.00	699,206.00	644,574.34	.00	.00 -100.0%
01073519 562063	CAL HEALTH	41,875.00	.00	.00	.00	.00	.00 .0%
01073519 563735	PARK LOT	15,186.47	.00	.00	.00	.00	.00 .0%
01073519 564000	EQUIPMENT	6,235.03	.00	950.00	950.00	.00	21,477.00 .0%
01073519 564001	EQ\$5000 OG	15,235.05	19,949.00	19,949.00	19,027.80	.00	7,200.00 -63.9%
01073519 564001 FRP	EQ\$5000 OG	170,379.30	46,400.00	46,400.00	42,242.00	.00	100,000.00 115.5%
01073519 564002 GENER	EQ50000 OG	.00	66,700.00	66,700.00	53,961.25	.00	14,893.00 -77.7%
TOTAL MAINT-OTHER CNTY FACIL		2,421,256.48	3,346,678.00	3,294,939.00	3,059,540.83	.00	3,358,343.00 .3%
<hr/>							
01073582 MAINT-OTHER CNTY FACILITIES							
01073582 591910 CLERK TR-CONS OF	18.80	.00	8.00	7.90	.00	.00	.0%
TOTAL MAINT-OTHER CNTY FACIL		18.80	.00	8.00	7.90	.00	.0%
<hr/>							
01074582 MAINT-JUD/HCH T/O							
01074582 591910 CLERK TR-CONS OF	.00	.00	10.00	7.90	.00	.00	.0%
TOTAL MAINT-JUD/HCH T/O		.00	.00	10.00	7.90	.00	.0%
<hr/>							
01074712 MAINT-JUDICIAL/HCH							
01074712 531000 PROF SVCS	.00	.00	11,500.00	9,774.22	.00	5,000.00	.0%
01074712 534000 OT CONT SV	1,884.00	2,154.00	2,154.00	1,884.00	.00	1,884.00	-12.5%
01074712 534013 CS-LANDSCA	29,390.04	29,391.00	29,391.00	29,390.04	.00	29,391.00	.0%
01074712 541000 COMMUNICAT	1,995.30	1,896.00	1,896.00	1,669.07	.00	1,896.00	.0%
01074712 543000 UTILITY SV	174,413.42	220,092.00	210,092.00	178,512.90	.00	233,017.00	5.9%

10/06/2017 18:40
6235cwoo

BOARD OF COMMISSIONERS
NEXT YEAR / CURRENT YEAR BUDGET ANALYSIS

P 8
bgnyrpts

PROJECTION: 20181 2017/2018 BUDGET

FOR PERIOD 99

ACCOUNTS FOR:

GENERAL FUND	2016 ACTUAL	2017 ORIG BUD	2017 REVISED BUD	2017 ACTUAL	2017 PROJECTION	2018 RECOMMENED	PCT CHANGE
01074712 544000 RENT&LEASE	4,027.68	4,080.00	4,480.00	4,321.97	.00	4,020.00	-1.5%
01074712 545000 INSURANCE	59,986.30	111,648.00	111,648.00	47,942.51	.00	72,875.00	-34.7%
01074712 546000 RPR&MAINT	78,397.96	94,291.00	117,064.00	95,907.81	.00	186,530.00	97.8%
01074712 546000 CFGIA RPR&MAINT	7,030.10	.00	.00	.00	.00	.00	.0%
01074712 546000 GIA08 RPR&MAINT	4,901.72	.00	.00	.00	.00	.00	.0%
01074712 546000 HCH RPR&MAINT	.00	.00	.00	.00	.00	250,000.00	.0%
01074712 546000 JCRB RPR&MAINT	.00	.00	.00	.00	.00	90,000.00	.0%
01074712 546010 R&M-IRRIGI	1,011.96	800.00	800.00	201.55	.00	4,500.00	462.5%
01074712 546020 MAIN SVC C	86,943.96	97,171.00	97,171.00	86,389.74	.00	98,907.00	1.8%
01074712 546030 ACRPR R&M-BLDGS	.00	48,050.00	48,050.00	47,450.00	.00	48,080.00	.1%
01074712 546030 AIRRP R&M-BLDGS	13,643.00	23,000.00	23,935.00	23,935.00	.00	33,000.00	43.5%
01074712 546036 R&M-GENERA	3,522.62	4,758.00	4,758.00	1,666.98	.00	4,850.00	1.9%
01074712 549000 OT CUR CHG	703.38	1,577.00	1,577.00	642.10	.00	1,577.00	.0%
01074712 552000 MISC SUPPL	6,860.61	4,918.00	5,538.00	5,436.56	.00	8,300.00	68.8%
01074712 552020 GAS/OIL&LU	.00	150.00	150.00	.00	.00	300.00	100.0%
01074712 552030 JANITOR SU	14,000.23	12,900.00	12,900.00	12,476.49	.00	16,900.00	31.0%
01074712 552640 EQUIP<\$750	1,102.49	.00	1,660.00	1,396.17	.00	.00	.0%
01074712 562002 CHILL BLDG IMPRO	.00	318,060.00	318,060.00	310,915.00	.00	.00	-100.0%
01074712 562002 FMSU BLDG IMPRO	.00	.00	152,375.00	96.89	.00	156,378.00	.0%
01074712 562002 LPS BLDG IMPRO	.00	.00	56,925.00	44.95	.00	56,880.00	.0%
01074712 564000 EQUIPMENT	7,025.90	3,684.00	2,574.00	2,560.71	.00	6,930.00	88.1%
01074712 564001 EQ\$5000 OG	.00	5,055.00	5,055.00	2,971.80	.00	.00	-100.0%
TOTAL MAINT-JUDICIAL/HCH	496,840.67	983,675.00	1,219,753.00	865,586.46	.00	1,311,215.00	33.3%
01075572 MAINT-P&R/BEACH							
01075572 531000 PROF SVCS	.00	.00	2,300.00	2,300.00	.00	9,000.00	.0%
01075572 534000 OT CONT SV	113,000.00	118,650.00	113,000.00	113,000.00	.00	118,000.00	-.5%
01075572 534104 CS-RESTROO	25,678.84	26,596.00	29,047.00	29,046.84	.00	29,760.00	11.9%
01075572 541000 COMMUNICAT	.00	240.00	232.00	.00	.00	.00	-100.0%
01075572 542000 FREIG/POST	49.00	49.00	49.00	.00	.00	49.00	.0%
01075572 543000 UTILITY SV	40,766.46	41,027.00	41,027.00	43,284.08	.00	38,434.00	-6.3%
01075572 543731 UT-BALLFLD	35,057.60	48,000.00	42,500.00	30,765.26	.00	51,360.00	7.0%
01075572 543741 UT-HILLCPK	15,886.57	15,500.00	15,500.00	14,967.30	.00	16,585.00	7.0%
01075572 543742 UT-BRYC BP	5,982.34	7,000.00	7,500.00	7,411.50	.00	9,000.00	28.6%
01075572 543751 UT-CALLBPK	18,340.45	25,000.00	23,000.00	19,444.03	.00	26,750.00	7.0%
01075572 544000 RENT&LEASE	2,150.50	4,527.00	5,727.00	5,142.50	.00	6,955.00	53.6%
01075572 545000 INSURANCE	26,724.97	38,075.00	38,075.00	23,390.74	.00	31,025.00	-18.5%
01075572 546000 RPR&MAINT	58,935.85	44,400.00	118,104.00	92,935.13	.00	203,400.00	358.1%
01075572 546000 CBPI RPR&MAINT	.00	32,750.00	34,456.00	34,455.66	.00	36,000.00	9.9%
01075572 546000 GOFF RPR&MAINT	.00	31,625.00	31,625.00	6,000.00	.00	36,000.00	13.8%
01075572 546000 JMUIR RPR&MAINT	.00	.00	.00	.00	.00	36,000.00	.0%
01075572 546000 NEPKR RPR&MAINT	.00	.00	.00	.00	.00	56,360.00	.0%
01075572 546000 YGYM RPR&MAINT	.00	.00	.00	.00	.00	42,900.00	.0%

10/06/2017 18:40
6235cwo

BOARD OF COMMISSIONERS
NEXT YEAR / CURRENT YEAR BUDGET ANALYSIS

P 9
bgnyrpts

PROJECTION: 2018 2017/2018 BUDGET

FOR PERIOD 99

ACCOUNTS FOR:

GENERAL FUND	2016 ACTUAL	2017 ORIG BUD	2017 REVISED BUD	2017 ACTUAL	2017 PROJECTION	2018 RECOMMENED	PCT CHANGE
01075572 546020 MAIN SVC C	2,850.00	2,850.00	2,850.00	2,850.00	.00	2,850.00	.0%
01075572 546030 AIRRP R&M-BLDGS	.00	.00	.00	.00	.00	6,000.00	.0%
01075572 546030 BPK R&M-BLDGS	9,341.98	.00	.00	.00	.00	.00	.0%
01075572 546030 CBPI R&M-BLDGS	.00	40,000.00	15,146.00	15,145.73	.00	.00	-100.0%
01075572 546040 R&M-TRUCK	219.08	3,000.00	3,200.00	2,684.30	.00	3,000.00	.0%
01075572 546050 R&M-EQUIP	2,283.74	1,000.00	3,800.00	3,187.29	.00	7,000.00	600.0%
01075572 546706 R&M-NSOUND	15,000.00	15,000.00	15,000.00	15,000.00	.00	15,000.00	.0%
01075572 546710 GROUNDS UP	5,382.84	6,700.00	8,700.00	9,057.01	.00	20,000.00	198.5%
01075572 549000 OT CUR CHG	106.35	350.00	350.00	106.35	.00	350.00	.0%
01075572 549002 ADVERTISIN	73.64	.00	200.00	82.20	.00	.00	.0%
01075572 549722 ADMIN-CARY	.00	300.00	300.00	.00	.00	300.00	.0%
01075572 552000 MISC SUPPL	533.28	500.00	10,100.00	8,040.72	.00	500.00	.0%
01075572 552020 GAS/OIL&LU	7,530.02	9,000.00	9,603.00	10,107.25	.00	9,000.00	.0%
01075572 552030 JANITOR SU	1,117.09	1,500.00	2,000.00	1,963.43	.00	2,500.00	66.7%
01075572 552640 EQUIP<\$750	1,369.48	.00	.00	.00	.00	.00	.0%
01075572 561000 CBPI LAND	.00	.00	.00	.00	.00	205,344.00	.0%
01075572 562000 JFCBR BUILDINGS	23,855.90	.00	.00	.00	.00	.00	.0%
01075572 562002 ROOF BLDG IMPRO	37,680.00	.00	.00	.00	.00	.00	.0%
01075572 562002 YLGYM BLDG IMPRO	37,890.00	.00	.00	.00	.00	.00	.0%
01075572 563701 CBPI REC IMPROV	.00	25,000.00	57,255.00	57,240.08	.00	.00	-100.0%
01075572 563704 DUNE WALK	95,849.20	.00	.00	.00	.00	.00	.0%
01075572 563732 YTCT YULEE BP I	.00	90,120.00	90,120.00	2,400.00	.00	90,120.00	.0%
01075572 563735 BPPKL PARK LOT	91,207.15	.00	.00	.00	.00	.00	.0%
01075572 563735 ERBR PARK LOT	.00	48,000.00	48,000.00	35,062.37	.00	.00	-100.0%
01075572 563735 PPPK PARK LOT	.00	51,190.00	51,190.00	51,190.00	.00	.00	-100.0%
01075572 563771 BCH ACCESS	.00	19,481.00	19,481.00	.00	.00	19,481.00	.0%
01075572 564000 EQUIPMENT	2,500.00	.00	.00	.00	.00	2,790.00	.0%
01075572 564001 EQ\$5000 OG	.00	17,153.00	17,153.00	15,965.25	.00	40,850.00	138.2%
01075572 564001 FRP EQ\$5000 OG	.00	.00	23,100.00	22,882.35	.00	.00	.0%
TOTAL MAINT-P&R/BEACH	677,362.33	764,583.00	879,690.00	675,107.37	.00	1,172,663.00	53.4%
01075582 MAINTENANCE-P&R BEACH							
01075582 591910 CLERK TR-CONS OF	10.90	.00	8.00	7.90	.00	.00	.0%
01075582 591952 JFCBR TT CLERK	7.90	.00	.00	.00	.00	.00	.0%
TOTAL MAINTENANCE-P&R BEACH	18.80	.00	8.00	7.90	.00	.00	.0%
01076521 MAINT FACILITIES-SHERIFF ADMIN							
01076521 531000 PROF SVCS	.00	.00	.00	.00	.00	3,500.00	.0%
01076521 546000 RPR&MAINT	.00	.00	2,000.00	1,729.99	.00	14,725.00	.0%
01076521 546010 R&M-IRRIGI	.00	.00	.00	.00	.00	500.00	.0%
01076521 546036 R&M-GENERA	.00	.00	.00	.00	.00	2,110.00	.0%
01076521 552000 MISC SUPPL	.00	.00	100.00	.00	.00	1,000.00	.0%

10/06/2017 18:40
6235cwoo

BOARD OF COMMISSIONERS
NEXT YEAR / CURRENT YEAR BUDGET ANALYSIS

P 10
bgnyrpts

PROJECTION: 20181 2017/2018 BUDGET

FOR PERIOD 99

ACCOUNTS FOR:

GENERAL FUND	2016 ACTUAL	2017 ORIG BUD	2017 REVISED BUD	2017 ACTUAL	2017 PROJECTION	2018 RECOMMENED	PCT CHANGE
TOTAL MAINT FACILITIES-SHERI	.00	.00	2,100.00	1,729.99	.00	21,835.00	.0%
01077525 MAINT FAC-EMG/DISASTER RELIEF							
01077525 531000 PROF SVCS	.00	.00	.00	.00	.00	2,000.00	.0%
01077525 546000 RPR&MAINT	.00	.00	3,500.00	1,966.92	.00	25,665.00	.0%
01077525 546036 R&M-GENERA	.00	.00	.00	.00	.00	4,215.00	.0%
01077525 552000 MISC SUPPL	.00	.00	100.00	.00	.00	1,500.00	.0%
TOTAL MAINT FAC-EMG/DISASTER	.00	.00	3,600.00	1,966.92	.00	33,380.00	.0%
01099581 TRANSFER OUT							
01099581 591230 TO-LEGAL A	59,096.28	56,910.00	56,910.00	56,910.00	.00	56,910.00	.0%
01099581 591580 TO-DS-COMP	2,323,150.00	2,319,750.00	2,319,750.00	2,319,750.00	.00	2,319,750.00	.0%
01099581 591680 PSTC TO-CP-SADL	.00	.00	1,012,425.00	1,012,425.00	.00	.00	.0%
01099581 591680 ST71 TO-CP-SADL	.00	643,000.00	643,000.00	643,000.00	.00	.00	-100.0%
01099581 591700 TO-SW	694,154.00	.00	.00	.00	.00	.00	.0%
TOTAL TRANSFER OUT	3,076,400.28	3,019,660.00	4,032,085.00	4,032,085.00	.00	2,376,660.00	-21.3%
01121512 COUNTY MANAGER							
01121512 512000 REG SALARY	195,557.59	353,782.00	373,917.00	350,631.52	.00	313,358.00	-11.4%
01121512 512001 HMATT SAL-EMERG	.00	.00	15.00	14.33	.00	.00	.0%
01121512 513000 SALARY-N/R	6,000.00	6,000.00	4,600.00	2,500.00	.00	.00	-100.0%
01121512 513001 ANNUITY	18,000.06	18,500.00	10,800.00	6,230.79	.00	.00	-100.0%
01121512 514000 OVERTIME	.00	.00	.00	88.13	.00	.00	.0%
01121512 514001 HIRMA OT-EMERGEN	.00	.00	.00	1,345.44	.00	.00	.0%
01121512 514001 HMATT OT-EMERGEN	.00	.00	230.00	229.28	.00	.00	.0%
01121512 521010 FICA TAXES	10,899.39	17,458.00	19,550.00	18,571.62	.00	19,428.00	11.3%
01121512 521010 HIRMA FICA TAXES	.00	.00	.00	81.24	.00	.00	.0%
01121512 521010 HMATT FICA TAXES	.00	.00	15.00	14.48	.00	.00	.0%
01121512 521020 MEDICARE T	3,130.69	5,485.00	5,975.00	5,161.63	.00	4,544.00	-17.2%
01121512 521020 HIRMA MEDICARE T	.00	.00	.00	19.00	.00	.00	.0%
01121512 521020 HMATT MEDICARE T	.00	.00	4.00	3.39	.00	.00	.0%
01121512 522000 RETIREMENT	36,347.06	59,031.00	59,031.00	51,552.10	.00	64,988.00	10.1%
01121512 522000 HIRMA RETIREMENT	.00	.00	.00	106.56	.00	.00	.0%
01121512 522000 HMATT RETIREMENT	.00	.00	19.00	18.32	.00	.00	.0%
01121512 523010 L & H INS	16,322.15	24,266.00	24,266.00	23,232.71	.00	30,598.00	26.1%
01121512 524010 WKRS COMP	312.14	634.00	634.00	344.80	.00	721.00	13.7%
01121512 540000 TRAVEL & P	.00	5,253.00	4,913.00	3,955.39	.00	6,156.00	17.2%
01121512 541000 COMMUNICAT	1,191.01	1,740.00	1,540.00	1,492.98	.00	1,632.00	-6.2%
01121512 542000 FREIG/POST	80.24	100.00	100.00	56.40	.00	100.00	.0%
01121512 544000 RENTALS/LE	2,195.64	3,120.00	3,325.00	3,325.91	.00	3,785.00	21.3%
01121512 545000 INSURANCE	.00	50.00	50.00	.00	.00	50.00	.0%

10/06/2017 18:40
6235cwoo

BOARD OF COMMISSIONERS
NEXT YEAR / CURRENT YEAR BUDGET ANALYSIS

P 11
bgnyrpts

PROJECTION: 20181 2017/2018 BUDGET

FOR PERIOD 99

ACCOUNTS FOR:

GENERAL FUND	2016 ACTUAL	2017 ORIG BUD	2017 REVISED BUD	2017 ACTUAL	2017 PROJECTION	2018 RECOMMENED	PCT CHANGE
01121512 546000 REPAIRS &	.00	500.00	478.00	.00	.00	500.00	.0%
01121512 546020 MAIN SVC C	.00	750.00	750.00	750.00	.00	750.00	.0%
01121512 546022 SC-COPIER	491.00	1,200.00	800.00	409.27	.00	900.00	-25.0%
01121512 547000 PRINTING &	.00	110.00	330.00	289.00	.00	100.00	-9.1%
01121512 549000 OTHER CURR	.00	500.00	350.00	115.70	.00	500.00	.0%
01121512 549002 ADVERTISIN	.00	500.00	2,002.00	1,399.14	.00	500.00	.0%
01121512 549081 BACKGROUND	.00	.00	53.00	.00	.00	.00	.0%
01121512 551000 OFFICE SUP	180.02	300.00	800.00	357.86	.00	500.00	66.7%
01121512 552000 MISCELLANE	1,166.25	800.00	580.00	562.53	.00	1,500.00	87.5%
01121512 552020 GAS, OIL &	.00	75.00	75.00	.00	.00	50.00	-33.3%
01121512 552640 EQUIPMENT	.00	750.00	3,650.00	3,638.00	.00	1,000.00	33.3%
01121512 554000 DUES/SUBSC	2,640.80	3,135.00	2,635.00	1,058.81	.00	2,580.00	-17.7%
01121512 555000 TRAINING	325.00	2,855.00	2,185.00	1,860.00	.00	3,970.00	39.1%
01121512 562002 BLDG IMPRO	.00	.00	4,198.00	4,198.00	.00	.00	.0%
01121512 564000 EQUIPMENT	.00	.00	16,800.00	14,991.17	.00	902.00	.0%
TOTAL COUNTY MANAGER	294,839.04	506,894.00	544,670.00	498,605.50	.00	459,112.00	-9.4%
01121582 T/O-CONSTITUTIONAL OFFICIER							
01121582 591910 CLERK TR-CONS OF	.00	.00	22.00	21.80	.00	.00	.0%
TOTAL T/O-CONSTITUTIONAL OFF	.00	.00	22.00	21.80	.00	.00	.0%
01122513 HUMAN RESOURCES DEPARTMENT							
01122513 512000 REG SALARY	293,035.19	281,721.00	281,721.00	281,165.41	.00	313,796.00	11.4%
01122513 512000 WELLP REG SALARY	.00	.00	300.00	300.00	.00	.00	.0%
01122513 512001 HIRMA SAL-EMERG	.00	.00	.00	1,108.75	.00	.00	.0%
01122513 512001 HMATT SAL-EMERG	.00	.00	1,693.00	1,692.03	.00	.00	.0%
01122513 513000 SALARY-N/R	.00	.00	.00	.00	.00	10,000.00	.0%
01122513 514000 OVERTIME	1,002.48	1,500.00	1,500.00	716.70	.00	2,000.00	33.3%
01122513 514001 HIRMA OT-EMERGEN	.00	.00	.00	518.98	.00	.00	.0%
01122513 514001 HMATT OT-EMERGEN	.00	.00	2,631.00	2,630.07	.00	.00	.0%
01122513 521010 FICA TAXES	16,248.35	17,560.00	17,560.00	16,900.93	.00	20,199.00	15.0%
01122513 521010 HIRMA FICA TAXES	.00	.00	.00	96.75	.00	.00	.0%
01122513 521010 HMATT FICA TAXES	.00	.00	261.00	260.29	.00	.00	.0%
01122513 521010 WELLP FICA TAXES	.00	.00	19.00	18.60	.00	.00	.0%
01122513 521020 MEDICARE T	4,152.60	4,107.00	4,107.00	3,952.69	.00	4,724.00	15.0%
01122513 521020 HIRMA MEDICARE T	.00	.00	.00	22.63	.00	.00	.0%
01122513 521020 HMATT MEDICARE T	.00	.00	61.00	60.88	.00	.00	.0%
01122513 521020 WELLP MEDICARE T	.00	.00	5.00	4.35	.00	.00	.0%
01122513 522000 RETIREMENT	29,078.60	31,489.00	31,489.00	32,502.96	.00	36,485.00	15.9%
01122513 522000 HIRMA RETIREMENT	.00	.00	.00	160.63	.00	.00	.0%
01122513 522000 HMATT RETIREMENT	.00	.00	326.00	325.01	.00	.00	.0%
01122513 523010 L & H INS	23,321.43	45,369.00	42,269.00	38,752.36	.00	46,001.00	1.4%

10/06/2017 18:40
6235cwoo

BOARD OF COMMISSIONERS
NEXT YEAR / CURRENT YEAR BUDGET ANALYSIS

P 12
bgnyrpts

PROJECTION: 20181 2017/2018 BUDGET

FOR PERIOD 99

ACCOUNTS FOR:

GENERAL FUND	2016 ACTUAL	2017 ORIG BUD	2017 REVISED BUD	2017 ACTUAL	2017 PROJECTION	2018 RECOMMENED	PCT CHANGE
01122513 524010		481.27	648.00	648.00	352.41	.00	745.00 15.0%
01122513 531000		92,739.50	72,000.00	37,000.00	30,758.00	.00	.00 -100.0%
01122513 531000	WELLP	.00	.00	1,900.00	1,766.98	.00	.00 .0%
01122513 531037		7,056.00	7,416.00	7,416.00	7,416.00	.00	7,910.00 6.7%
01122513 531201		3,360.00	9,215.00	9,215.00	9,215.00	.00	9,215.00 .0%
01122513 534000		.00	72,000.00	77,480.00	77,120.00	.00	77,120.00 7.1%
01122513 540000		1,238.00	7,554.00	7,554.00	4,727.39	.00	6,950.00 -8.0%
01122513 541000		629.58	1,093.00	713.00	625.40	.00	673.00 -38.4%
01122513 542000		2,333.67	2,600.00	2,847.00	1,853.53	.00	2,600.00 .0%
01122513 544000		3,648.18	3,787.00	3,787.00	3,676.73	.00	4,527.00 19.5%
01122513 545000		23,653.63	26,820.00	23,720.00	23,695.10	.00	26,575.00 -.9%
01122513 546000		22.71	400.00	2,080.00	2,073.91	.00	2,080.00 420.0%
01122513 546020		5,452.37	5,441.00	5,441.00	4,287.40	.00	6,476.00 19.0%
01122513 547000		409.00	5,500.00	500.00	.00	.00	1,150.00 -79.1%
01122513 549000		2,467.90	300.00	7,714.00	7,647.35	.00	2,100.00 600.0%
01122513 549002		1,379.76	210.00	210.00	.00	.00	210.00 .0%
01122513 549081		90.00	53.00	53.00	.00	.00	53.00 .0%
01122513 549973	WELLP	44,862.37	275,000.00	331,702.00	64,192.55	.00	258,000.00 -6.2%
01122513 551000		2,469.96	2,100.00	2,100.00	1,498.45	.00	2,100.00 .0%
01122513 552000		4,475.34	5,000.00	4,861.00	2,248.55	.00	5,000.00 .0%
01122513 552020		33.24	250.00	250.00	153.31	.00	100.00 -60.0%
01122513 552640		1,253.43	1,900.00	540.00	274.95	.00	1,400.00 -26.3%
01122513 554000		5,982.85	3,722.00	2,862.00	2,131.54	.00	2,699.00 -27.5%
01122513 555000		1,974.00	6,650.00	6,550.00	4,590.00	.00	8,630.00 29.8%
01122513 555002		.00	3,000.00	1,223.00	1,195.00	.00	3,000.00 .0%
01122513 564000		.00	.00	995.00	995.00	.00	.00 .0%
TOTAL HUMAN RESOURCES DEPART		572,851.41	894,405.00	923,303.00	633,684.57	.00	862,518.00 -3.6%
01132516 INFORMATION SERVICES							
01132516 512000		152,334.47	159,523.00	159,523.00	159,331.97	.00	166,513.00 4.4%
01132516 514000		.00	3,500.00	3,500.00	.00	.00	3,000.00 -14.3%
01132516 521010		8,985.43	10,107.00	10,107.00	9,369.92	.00	10,510.00 4.0%
01132516 521020		2,101.50	2,364.00	2,364.00	2,191.41	.00	2,458.00 4.0%
01132516 522000		11,184.93	12,259.00	12,259.00	12,155.18	.00	13,425.00 9.5%
01132516 523010		20,172.96	21,117.00	21,117.00	21,981.50	.00	25,074.00 18.7%
01132516 524010		273.61	367.00	367.00	199.59	.00	383.00 4.4%
01132516 531000		8,400.84	14,206.00	13,612.00	8,731.36	.00	11,840.00 -16.7%
01132516 540000		82.00	1,165.00	1,165.00	573.01	.00	684.00 -41.3%
01132516 541000		50,345.59	82,416.00	64,052.00	57,589.31	.00	20,440.00 -75.2%
01132516 541040		.00	.00	17,608.00	14,039.98	.00	154,111.00 .0%
01132516 542000		73.86	100.00	100.00	36.65	.00	100.00 .0%
01132516 545000		981.02	1,400.00	1,400.00	767.17	.00	1,400.00 .0%
01132516 546000		4,066.01	1,500.00	23,130.00	23,248.72	.00	1,500.00 .0%

10/06/2017 18:40
6235cwoo

BOARD OF COMMISSIONERS
NEXT YEAR / CURRENT YEAR BUDGET ANALYSIS

P 13
bgnyrpts

PROJECTION: 20181 2017/2018 BUDGET

FOR PERIOD 99

ACCOUNTS FOR:

GENERAL FUND			2016 ACTUAL	2017 ORIG BUD	2017 REVISED BUD	2017 ACTUAL	2017 PROJECTION	2018 RECOMMENED	PCT CHANGE
01132516	546020	MAIN SVC C	115,956.76	183,899.00	130,019.00	120,986.64	.00	89,696.00	-51.2%
01132516	547000	PRINTING &	64.00	100.00	100.00	.00	.00	.00	-100.0%
01132516	549000	OTHER CURR	.00	.00	34,047.00	34,037.89	.00	58,665.00	.0%
01132516	549002	ADVERTISIN	.00	.00	151.00	150.10	.00	.00	.0%
01132516	549081	BACKGROUND	62.00	.00	53.00	52.50	.00	.00	.0%
01132516	551000	OFFICE SUP	583.99	500.00	500.00	236.05	.00	500.00	.0%
01132516	552000	MISCELLANE	.00	1,200.00	2,525.00	1,478.18	.00	1,200.00	.0%
01132516	552020	GAS, OIL &	1,315.01	1,800.00	1,800.00	957.14	.00	1,000.00	-44.4%
01132516	552640	EQUIPMENT	6,044.15	2,425.00	7,585.00	7,295.02	.00	3,239.00	33.6%
01132516	552640	ITVEQ EQUIP<\$750	.00	.00	.00	.00	.00	35,175.00	.0%
01132516	552646	SOFTWARE	165.99	6,000.00	6,000.00	552.02	.00	.00	-100.0%
01132516	554000	DUES/SUBSC	305.77	10,235.00	6,597.00	1,276.59	.00	4,825.00	-52.9%
01132516	555000	TRAINING	3,624.22	5,115.00	8,700.00	7,065.22	.00	5,787.00	13.1%
01132516	562002	BLDG IMPRO	.00	9,500.00	9,500.00	9,055.02	.00	.00	-100.0%
01132516	564000	EQUIPMENT	31,893.34	31,000.00	24,648.00	23,401.50	.00	3,300.00	-89.4%
01132516	564001	EQ\$5000 OG	8,305.58	9,000.00	9,000.00	8,411.59	.00	6,500.00	-27.8%
01132516	564002	SANS EQ50000 OG	.00	220,000.00	220,000.00	142,295.01	.00	184,825.00	-16.0%
TOTAL INFORMATION SERVICES			427,323.03	790,798.00	791,529.00	667,466.24	.00	806,150.00	1.9%
01133519	GIS/MAPPING								
01133519	549000	OT CUR CHG	10,000.00	55,000.00	55,000.00	55,000.00	.00	55,000.00	.0%
TOTAL GIS/MAPPING			10,000.00	55,000.00	55,000.00	55,000.00	.00	55,000.00	.0%
01135513	OFFICE OF MANAGEMENT & BUDGET								
01135513	512000	REG SALARY	449,056.70	345,207.00	298,719.00	291,412.69	.00	354,604.00	2.7%
01135513	512001	HIRMA SAL-EMERG	.00	.00	.00	2,875.75	.00	.00	.0%
01135513	512001	HMATT SAL-EMERG	.00	.00	3,241.00	3,240.51	.00	.00	.0%
01135513	514000	OVERTIME	.00	.00	299.00	.00	.00	.00	.0%
01135513	514001	HIRMA OT-EMERGEN	.00	.00	.00	1,603.14	.00	.00	.0%
01135513	521010	FICA TAXES	27,064.93	21,403.00	19,358.00	17,507.18	.00	21,985.00	2.7%
01135513	521010	HIRMA FICA TAXES	.00	.00	.00	273.57	.00	.00	.0%
01135513	521010	HMATT FICA TAXES	.00	.00	196.00	195.28	.00	.00	.0%
01135513	521020	MEDICARE T	6,329.68	5,006.00	4,528.00	4,097.78	.00	5,142.00	2.7%
01135513	521020	HIRMA MEDICARE T	.00	.00	.00	63.98	.00	.00	.0%
01135513	521020	HMATT MEDICARE T	.00	.00	46.00	45.67	.00	.00	.0%
01135513	522000	RETIREMENT	44,587.46	37,687.00	35,206.00	35,078.97	.00	38,619.00	2.5%
01135513	522000	HIRMA RETIREMENT	.00	.00	.00	609.62	.00	.00	.0%
01135513	522000	HMATT RETIREMENT	.00	.00	244.00	243.69	.00	.00	.0%
01135513	523010	L & H INS	43,948.13	41,493.00	34,074.00	31,872.66	.00	38,387.00	-7.5%
01135513	524010	WKRS COMP	731.61	794.00	390.00	347.45	.00	816.00	2.8%
01135513	531000	PROF SVCS	.00	5,000.00	5,000.00	.00	.00	.00	-100.0%
01135513	540000	TRAV&PDIEM	4,461.44	3,868.00	3,941.00	3,153.13	.00	1,015.00	-73.8%

10/06/2017 18:40
6235cwoo

BOARD OF COMMISSIONERS
NEXT YEAR / CURRENT YEAR BUDGET ANALYSIS

P 14
bgnyrpts

PROJECTION: 20181 2017/2018 BUDGET

FOR PERIOD 99

ACCOUNTS FOR:

GENERAL FUND	2016 ACTUAL	2017 ORIG BUD	2017 REVISED BUD	2017 ACTUAL	2017 PROJECTION	2018 RECOMMENED	PCT CHANGE
01135513 541000	COMMUNICAT	693.60	720.00	1,420.00	1,547.12	.00	816.00 13.3%
01135513 542000	FREIG/POST	412.96	300.00	300.00	248.69	.00	500.00 66.7%
01135513 544000	RENT&LEASE	3,346.44	3,480.00	2,330.00	2,091.45	.00	2,955.00 -15.1%
01135513 545000	INSURANCE	210.37	225.00	225.00	18.26	.00	225.00 .0%
01135513 546000	RPR&MAINT	291.22	300.00	150.00	17.68	.00	300.00 .0%
01135513 546020	MAIN SVC C	2,250.00	1,500.00	1,500.00	1,500.00	.00	1,500.00 .0%
01135513 546022	SC-COPIER	774.70	1,200.00	400.00	241.62	.00	360.00 -70.0%
01135513 547000	PRINT&BIND	34.00	100.00	100.00	71.00	.00	100.00 .0%
01135513 549000	OT CUR CHG	69.00	75.00	75.00	.00	.00	100.00 33.3%
01135513 549002	ADVERTISIN	577.54	1,500.00	701.00	418.02	.00	1,000.00 -33.3%
01135513 549081	BACKGROUND	71.45	.00	72.00	.00	.00	.00 .0%
01135513 551000	OFFICE SUP	179.46	500.00	300.00	177.94	.00	350.00 -30.0%
01135513 552000	MISC SUPPL	3,580.26	1,500.00	3,130.00	3,435.34	.00	3,500.00 133.3%
01135513 552020	GAS/OIL&LU	143.99	300.00	150.00	104.41	.00	200.00 -33.3%
01135513 552640	EQUIP<\$750	1,580.02	500.00	727.00	636.27	.00	1,000.00 100.0%
01135513 552646	SOFTWARE	.00	.00	328.00	328.00	.00	.00 .0%
01135513 554000	DUES/SUBSC	2,079.48	1,675.00	1,675.00	1,426.66	.00	1,480.00 -11.6%
01135513 555000	TRAINING	4,854.00	2,110.00	1,960.00	1,394.00	.00	1,760.00 -16.6%
01135513 564000	EQUIPMENT	6,207.85	.00	.00	.00	.00	.00 .0%
TOTAL OFFICE OF MANAGEMENT &		603,536.29	476,443.00	420,785.00	406,277.53	.00	476,714.00 .1%
01141514 COUNTY ATTORNEY							
01141514 512000	REG SALARY	258,223.77	283,470.00	283,470.00	283,416.65	.00	285,185.00 .6%
01141514 514000	OVERTIME	115.12	.00	50.00	28.16	.00	.00 .0%
01141514 514001	HIRMA OT-EMERGEN	.00	.00	.00	117.58	.00	.00 .0%
01141514 521010	FICA TAXES	10,595.26	17,575.00	17,575.00	13,699.22	.00	17,681.00 .6%
01141514 521010	HIRMA FICA TAXES	.00	.00	.00	7.18	.00	.00 .0%
01141514 521020	MEDICARE T	3,706.85	4,110.00	4,110.00	4,064.73	.00	4,135.00 .6%
01141514 521020	HIRMA MEDICARE T	.00	.00	.00	1.68	.00	.00 .0%
01141514 522000	RETIREMENT	6,750.82	10,904.00	10,904.00	10,988.95	.00	11,660.00 6.9%
01141514 522000	HIRMA RETIREMENT	.00	.00	.00	15.59	.00	.00 .0%
01141514 522802	ANNUITY	40,086.63	39,214.00	39,214.00	39,793.43	.00	40,907.00 4.3%
01141514 523010	L & H INS	21,793.54	27,311.00	27,311.00	28,448.25	.00	32,430.00 18.7%
01141514 524010	WKRS COMP	398.33	652.00	652.00	354.59	.00	656.00 .6%
01141514 531000	PROF SVCS	8,277.12	59,000.00	54,155.00	12,634.03	.00	39,000.00 -33.9%
01141514 533000	CT REPORTE	169.00	1,000.00	250.00	.00	.00	1,000.00 .0%
01141514 540000	TRAV&PDIEM	.00	1,130.00	1,130.00	481.20	.00	1,167.00 3.3%
01141514 541000	COMMUNICAT	2,875.37	2,088.00	2,568.00	2,560.90	.00	2,448.00 17.2%
01141514 542000	FREIG/POST	41.72	400.00	400.00	71.35	.00	200.00 -50.0%
01141514 544000	RENT&LEASE	3,165.80	3,259.00	3,259.00	3,183.85	.00	3,289.00 .9%
01141514 545000	INSURANCE	595.00	775.00	775.00	595.00	.00	725.00 -6.5%
01141514 546022	SC-COPIER	1,897.08	1,856.00	2,480.00	2,480.77	.00	1,956.00 5.4%
01141514 547000	PRINT&BIND	12.50	100.00	100.00	80.67	.00	100.00 .0%

10/06/2017 18:40
6235cwoo

BOARD OF COMMISSIONERS
NEXT YEAR / CURRENT YEAR BUDGET ANALYSIS

P 15
bgnyrpts

PROJECTION: 20181 2017/2018 BUDGET

FOR PERIOD 99

ACCOUNTS FOR:

GENERAL FUND	2016 ACTUAL	2017 ORIG BUD	2017 REVISED BUD	2017 ACTUAL	2017 PROJECTION	2018 RECOMMENED	PCT CHANGE
01141514 549000 OT CUR CHG	.00	1,000.00	426.00	.00	.00	500.00	-50.0%
01141514 549002 ADVERTISIN	539.31	200.00	200.00	.00	.00	200.00	.0%
01141514 549081 BACKGROUND	52.50	.00	.00	.00	.00	.00	.0%
01141514 551000 OFFICE SUP	766.97	1,000.00	1,700.00	1,158.49	.00	1,000.00	.0%
01141514 552000 MISC SUPPL	4,633.35	1,500.00	3,220.00	2,263.56	.00	1,600.00	6.7%
01141514 552020 GAS/OIL&LU	.00	100.00	100.00	.00	.00	.00	-100.0%
01141514 552640 EQUIP<\$750	250.37	.00	.00	.00	.00	.00	.0%
01141514 554000 DUES/SUBSC	13,734.82	11,554.00	13,574.00	13,926.10	.00	11,931.00	3.3%
01141514 555000 TRAINING	459.00	300.00	875.00	115.00	.00	500.00	66.7%
TOTAL COUNTY ATTORNEY	379,140.23	468,498.00	468,498.00	420,486.93	.00	458,270.00	-2.2%
01163582 BAILIFF(6)-TRANS OUT-SHERIFF							
01163582 591910 SHERF TR-CONS OF	781,484.00	809,920.00	899,920.00	899,920.00	.00	949,080.00	17.2%
TOTAL BAILIFF(6)-TRANS OUT-S	781,484.00	809,920.00	899,920.00	899,920.00	.00	949,080.00	17.2%
01163711 BAILIFF							
01163711 523010 L & H INS	95,859.35	107,000.00	107,000.00	63,568.45	.00	99,750.00	-6.8%
01163711 524010 WKRS COMP	13,060.24	20,000.00	20,000.00	10,876.80	.00	18,000.00	-10.0%
01163711 545000 INSURANCE	187.89	350.00	350.00	219.54	.00	300.00	-14.3%
TOTAL BAILIFF	109,107.48	127,350.00	127,350.00	74,664.79	.00	118,050.00	-7.3%
01167669 CIR-FAM/OTHER FAM/CHILD SUPPT							
01167669 549031 FEE-SH-SOP	6,740.00	6,500.00	6,500.00	6,580.00	.00	6,800.00	4.6%
TOTAL CIR-FAM/OTHER FAM/CHIL	6,740.00	6,500.00	6,500.00	6,580.00	.00	6,800.00	4.6%
01171605 COURT RELATED							
01171605 534000 OT CONT SV	55,000.00	55,000.00	55,000.00	55,000.00	.00	55,000.00	.0%
TOTAL COURT RELATED	55,000.00	55,000.00	55,000.00	55,000.00	.00	55,000.00	.0%
01173523 JUVENILE DETENTION							
01173523 549239 DUVAL	196,357.31	129,616.00	129,616.00	116,564.72	.00	136,052.00	5.0%
TOTAL JUVENILE DETENTION	196,357.31	129,616.00	129,616.00	116,564.72	.00	136,052.00	5.0%
01176719 TEEN COURT							
01176719 549026 BAILIF-OCC	870.00	1,500.00	1,500.00	1,262.50	.00	1,500.00	.0%
TOTAL TEEN COURT	870.00	1,500.00	1,500.00	1,262.50	.00	1,500.00	.0%
01221522 FIRE DISTRICT - STATE							
01221522 534231 CS FORREST	25,438.07	25,439.00	25,439.00	25,438.07	.00	25,439.00	.0%

10/06/2017 18:40
6235cwoo

BOARD OF COMMISSIONERS
NEXT YEAR / CURRENT YEAR BUDGET ANALYSIS

P 16
bgnyrpts

PROJECTION: 20181 2017/2018 BUDGET

FOR PERIOD 99

ACCOUNTS FOR:

GENERAL FUND	2016 ACTUAL	2017 ORIG BUD	2017 REVISED BUD	2017 ACTUAL	2017 PROJECTION	2018 RECOMMENED	PCT CHANGE
01221522 534232 FOR ASSESS	3,000.00	3,000.00	3,000.00	3,000.00	.00	3,000.00	.0%
TOTAL FIRE DISTRICT - STATE	28,438.07	28,439.00	28,439.00	28,438.07	.00	28,439.00	.0%
01250515 CONTRACTS MANAGEMENT							
01250515 512000 REG SALARY	.00	.00	22,744.00	22,917.55	.00	47,263.00	.0%
01250515 521010 FICA TAXES	.00	.00	1,415.00	1,412.51	.00	2,930.00	.0%
01250515 521020 MEDICARE T	.00	.00	333.00	330.37	.00	685.00	.0%
01250515 522000 RETIREMENT	.00	.00	1,781.00	1,773.52	.00	3,743.00	.0%
01250515 523010 L & H INS	.00	.00	1,468.00	1,980.50	.00	8,358.00	.0%
01250515 524010 WKRS COMP	.00	.00	42.00	41.33	.00	109.00	.0%
01250515 534000 OT CONT SV	.00	.00	25,348.00	27,702.50	.00	18,200.00	.0%
01250515 541000 COMMUNICAT	.00	.00	.00	99.42	.00	.00	.0%
01250515 542000 FREIG/POST	.00	.00	14.00	10.57	.00	175.00	.0%
01250515 544000 RENT&LEASE	.00	.00	10.00	9.62	.00	100.00	.0%
01250515 545000 INSURANCE	.00	.00	80.00	2.97	.00	100.00	.0%
01250515 546000 RPR&MAINT	.00	.00	.00	6.16	.00	.00	.0%
01250515 546022 SC-COPIER	.00	.00	.00	.00	.00	200.00	.0%
01250515 547000 PRINT&BIND	.00	.00	.00	.00	.00	100.00	.0%
01250515 549002 ADVERTISIN	.00	.00	238.00	237.05	.00	.00	.0%
01250515 549081 BACKGROUND	.00	.00	72.00	71.25	.00	.00	.0%
01250515 551000 OFFICE SUP	.00	.00	304.00	84.72	.00	200.00	.0%
01250515 552000 MISC SUPPL	.00	.00	70.00	69.73	.00	200.00	.0%
01250515 552020 GAS/OIL&LU	.00	.00	1.00	.98	.00	100.00	.0%
01250515 552640 EQUIP<\$750	.00	.00	715.00	714.77	.00	.00	.0%
01250515 554000 DUES/SUBSC	.00	.00	225.00	.00	.00	500.00	.0%
01250515 555000 TRAINING	.00	.00	.00	.00	.00	500.00	.0%
TOTAL CONTRACTS MANAGEMENT	.00	.00	54,860.00	57,465.52	.00	83,463.00	.0%
01251529 PUBLIC SAFETY ADMIN							
01251529 512000 REG SALARY	71,184.00	72,445.00	72,445.00	72,404.89	.00	81,532.00	12.5%
01251529 521010 FICA TAXES	4,413.38	4,492.00	4,492.00	4,489.10	.00	5,055.00	12.5%
01251529 521020 MEDICARE T	1,032.18	1,050.00	1,050.00	1,050.02	.00	1,182.00	12.6%
01251529 522000 RETIREMENT	5,224.55	5,448.00	5,448.00	5,522.95	.00	6,457.00	18.5%
01251529 524010 WKRS COMP	111.01	167.00	167.00	90.82	.00	188.00	12.6%
01251529 541000 COMMUNICAT	512.03	732.00	732.00	186.36	.00	732.00	.0%
01251529 542000 FREIG/POST	.00	150.00	150.00	.00	.00	150.00	.0%
01251529 543000 UTILITY SE	7,141.91	7,200.00	7,200.00	6,124.08	.00	7,200.00	.0%
01251529 544011 COPIER LEA	3,443.32	3,036.00	3,036.00	3,032.64	.00	3,036.00	.0%
01251529 545000 INSURANCE	5,401.89	6,650.00	6,650.00	4,988.00	.00	5,900.00	-11.3%
01251529 546020 MAIN SVC C	1,715.48	1,656.00	1,656.00	1,595.35	.00	1,656.00	.0%
01251529 547000 PRINTING &	87.75	250.00	250.00	.00	.00	250.00	.0%
01251529 549000 OTHER CURR	.00	444.00	444.00	444.00	.00	512.00	15.3%

10/06/2017 18:40
6235cwoo

BOARD OF COMMISSIONERS
NEXT YEAR / CURRENT YEAR BUDGET ANALYSIS

P 17
bgnyrpts

PROJECTION: 20181 2017/2018 BUDGET

FOR PERIOD 99

ACCOUNTS FOR:

GENERAL FUND	2016 ACTUAL	2017 ORIG BUD	2017 REVISED BUD	2017 ACTUAL	2017 PROJECTION	2018 RECOMMENED	PCT CHANGE
01251529 551000 OFFICE SUP	1,388.80	2,500.00	2,500.00	1,272.76	.00	2,500.00	.0%
01251529 552000 MISCELLANE	350.09	450.00	450.00	393.17	.00	.00	-100.0%
01251529 552640 EQUIPMENT	.00	899.00	899.00	399.00	.00	.00	-100.0%
01251529 552646 SOFTWARE	208.00	.00	.00	.00	.00	.00	.0%
01251529 555000 TRAINING	.00	318.00	318.00	.00	.00	330.00	3.8%
01251529 562002 ROOF BLDG IMPRO	.00	183,877.00	183,877.00	139,612.99	.00	.00	-100.0%
01251529 562300 FRHQ BLDG-F&R	29,271.43	.00	.00	.00	.00	.00	.0%
01251529 564000 EQUIPMENT	797.22	.00	.00	.00	.00	1,255.00	.0%
TOTAL PUBLIC SAFETY ADMIN	132,283.04	291,764.00	291,764.00	241,606.13	.00	117,935.00	-59.6%
01252517 PUBLIC SAFETY-COMMUNICATION SY							
01252517 571000 MCOM2 PRINCIPAL	550,730.58	550,731.00	550,731.00	550,730.58	.00	550,731.00	.0%
TOTAL PUBLIC SAFETY-COMMUNIC	550,730.58	550,731.00	550,731.00	550,730.58	.00	550,731.00	.0%
01252525 PUBLIC SAFETY-COMMUNICATION SY							
01252525 531000 MCOMM PROF SVCS	600.00	5,000.00	5,000.00	.00	.00	20,000.00	300.0%
01252525 540000 MCOMM TRAV&PDIEM	.00	4,720.00	2,920.00	.00	.00	4,720.00	.0%
01252525 541000 MCOMM COMMUNICAT	1,925.01	2,040.00	2,040.00	1,839.16	.00	2,040.00	.0%
01252525 541040 MCOMM COM-COMPUT	2,808.27	15,564.00	11,564.00	6,861.26	.00	15,900.00	2.2%
01252525 542000 MCOMM FREIG/POST	246.67	300.00	460.00	454.04	.00	.00	-100.0%
01252525 543000 MCOMM UTILITY SV	20,685.23	21,000.00	21,000.00	20,127.89	.00	22,000.00	4.8%
01252525 544000 MCOMM RENT&LEASE	29,229.02	30,399.00	30,399.00	30,398.24	.00	31,614.00	4.0%
01252525 545000 MCOMM INSURANCE	12,807.47	6,500.00	12,712.00	12,711.71	.00	15,000.00	130.8%
01252525 546000 MCOMM RPR&MAINT	15,196.35	18,000.00	17,840.00	15,341.33	.00	35,000.00	94.4%
01252525 546020 MAIN SVC C	113,300.00	116,699.00	116,699.00	116,699.00	.00	120,200.00	3.0%
01252525 546020 MCOMM MAIN SVC C	329,400.36	439,288.00	439,288.00	422,368.36	.00	479,383.00	9.1%
01252525 552020 MCOMM GAS/OIL&LU	.00	3,600.00	3,188.00	1,966.35	.00	3,600.00	.0%
01252525 564000 MCOMM EQUIPMENT	.00	.00	.00	.00	.00	137,750.00	.0%
01252525 564001 CSUPS EQ\$5000 OG	.00	157,000.00	157,000.00	.00	.00	157,000.00	.0%
TOTAL PUBLIC SAFETY-COMMUNIC	526,198.38	820,110.00	820,110.00	628,767.34	.00	1,044,207.00	27.3%
01252582 911-TRANS TO CONSTITUTIONAL OF							
01252582 591910 PROP TR-CONS OF	70,657.00	78,241.00	78,241.00	78,241.00	.00	84,426.00	7.9%
01252582 591925 SHERF SH-911(7)	36,853.20	.00	.00	.00	.00	.00	.0%
TOTAL 911-TRANS TO CONSTITUT	107,510.20	78,241.00	78,241.00	78,241.00	.00	84,426.00	7.9%
01253525 EMERGENCY PREPAREDNESS							
01253525 523010 EM16 L & H INS	13,736.52	.00	.00	.00	.00	.00	.0%
01253525 523010 EM17 L & H INS	3,583.44	16,126.00	10,558.00	10,558.08	.00	.00	-100.0%
01253525 523010 EM18 L & H INS	.00	5,375.00	5,375.00	1,759.68	.00	19,506.00	262.9%

10/06/2017 18:40
6235cwoo

BOARD OF COMMISSIONERS
NEXT YEAR / CURRENT YEAR BUDGET ANALYSIS

P 18
bgnyrpts

PROJECTION: 20181 2017/2018 BUDGET

FOR PERIOD 99

ACCOUNTS FOR:

GENERAL FUND	2016 ACTUAL	2017 ORIG BUD	2017 REVISED BUD	2017 ACTUAL	2017 PROJECTION	2018 RECOMMENED	PCT CHANGE
01253525 523010 EM19 L & H INS	.00	.00	.00	.00	.00	6,502.00	.0%
01253525 524010 EM16 WKRS COMP	2,827.60	.00	.00	.00	.00	.00	.0%
01253525 524010 EM17 WKRS COMP	705.17	2,218.00	1,206.00	1,206.24	.00	.00	-100.0%
01253525 524010 EM18 WKRS COMP	.00	693.00	693.00	376.88	.00	2,265.00	226.8%
01253525 524010 EM19 WKRS COMP	.00	.00	.00	.00	.00	755.00	.0%
TOTAL EMERGENCY PREPAREDNESS	20,852.73	24,412.00	17,832.00	13,900.88	.00	29,028.00	18.9%
01253582 TRANS OUT - CONST OFFICERS							
01253582 591920 EM16 TR-SHR VAR	115,040.41	.00	.00	.00	.00	.00	.0%
01253582 591920 EM17 TR-SHR VAR	35,056.24	111,547.00	118,700.00	118,699.83	.00	.00	-100.0%
01253582 591920 EM18 TR-SHR VAR	.00	34,830.00	37,216.00	24,750.64	.00	104,992.00	201.4%
01253582 591920 EM19 TR-SHR VAR	.00	.00	.00	.00	.00	38,101.00	.0%
TOTAL TRANS OUT - CONST OFF	150,096.65	146,377.00	155,916.00	143,450.47	.00	143,093.00	-2.2%
01254525 EMERGENCY & DISASTERS							
01254525 534000 HIRMA OT CONT SV	.00	.00	.00	.00	.00	2,000,000.00	.0%
01254525 534000 HMATT OT CONT SV	.00	.00	1,097,939.00	1,097,938.74	.00	.00	.0%
01254525 534102 HMATT CS-BEACHCL	.00	.00	59,825.00	59,824.13	.00	.00	.0%
01254525 540000 HMATT TRAV&PDIEM	.00	.00	290.00	290.00	.00	.00	.0%
01254525 543000 HMATT UTILITY SV	.00	.00	36.00	36.00	.00	.00	.0%
01254525 543003 HMATT WASTE DISP	.00	.00	14.00	13.89	.00	.00	.0%
01254525 544000 HIRMA RENT&LEASE	.00	.00	.00	31,875.00	.00	.00	.0%
01254525 546000 HIRMA RPR&MAINT	.00	.00	.00	62,245.53	.00	225,000.00	.0%
01254525 546000 HMATT RPR&MAINT	.00	.00	54,381.00	54,380.09	.00	.00	.0%
01254525 549000 HIRMA OT CUR CHG	.00	.00	.00	.00	.00	3,000.00	.0%
01254525 549000 HMATT OT CUR CHG	.00	.00	2,672.00	2,671.88	.00	.00	.0%
01254525 551000 WFB17 OFFICE SUP	.00	.00	340.00	339.36	.00	.00	.0%
01254525 552000 HIRMA MISC SUPPL	.00	.00	.00	.00	.00	30,000.00	.0%
01254525 552000 HMATT MISC SUPPL	.00	.00	25,840.00	25,839.45	.00	.00	.0%
01254525 552640 HIRMA EQUIP<\$750	.00	.00	.00	.00	.00	2,500.00	.0%
01254525 552640 HMATT EQUIP<\$750	.00	.00	2,485.00	2,484.34	.00	.00	.0%
01254525 553010 HIRMA MATERIALS	.00	.00	.00	.00	.00	2,000.00	.0%
01254525 553010 HMATT MATERIALS	.00	.00	1,920.00	1,920.00	.00	.00	.0%
TOTAL EMERGENCY & DISASTERS	.00	.00	1,245,742.00	1,339,858.41	.00	2,262,500.00	.0%
01258525 EMERGENCY MNGMT & OPERATIONS							
01258525 524010 WKRS COMP	131.29	.00	.00	.00	.00	.00	.0%
01258525 546030 FMSU R&M-BLDGS	.00	12,540.00	12,540.00	.00	.00	.00	-100.0%
TOTAL EMERGENCY MNGMT & OPER	131.29	12,540.00	12,540.00	.00	.00	.00	-100.0%
01258582 TRANS OUT - CONST OFFICERS							
01258582 591910 SHERF TR-CONS OF	291,070.71	305,644.00	305,644.00	305,644.00	.00	325,757.00	6.6%

10/06/2017 18:40
6235cwo

BOARD OF COMMISSIONERS
NEXT YEAR / CURRENT YEAR BUDGET ANALYSIS

P 19
bgnyrpts

PROJECTION: 20181 2017/2018 BUDGET

FOR PERIOD 99

ACCOUNTS FOR:

GENERAL FUND	2016 ACTUAL	2017 ORIG BUD	2017 REVISED BUD	2017 ACTUAL	2017 PROJECTION	2018 RECOMMENED	PCT CHANGE
TOTAL TRANS OUT - CONST OFFI	291,070.71	305,644.00	305,644.00	305,644.00	.00	325,757.00	6.6%
01261526 RESCUE							
01261526 512000							
01261526 512001 HHERM SAL-EMERG	2,940,517.19	3,171,937.00	3,171,937.00	3,216,593.87	.00	3,054,871.00	-3.7%
01261526 512001 HIRMA SAL-EMERG	467.24	.00	.00	.00	.00	.00	.0%
01261526 512001 HMATT SAL-EMERG	.00	.00	.00	1,963.16	.00	.00	.0%
01261526 512001 HMATT SAL-EMERG	.00	.00	4,612.00	4,611.98	.00	.00	.0%
01261526 514000 OVERTIME	845,267.00	889,685.00	889,685.00	950,572.47	.00	824,868.00	-7.3%
01261526 514001 OT-EMERGEN	.00	.00	25,829.00	25,828.02	.00	.00	.0%
01261526 514001 HIRMA OT-EMERGEN	.00	.00	.00	40,198.35	.00	.00	.0%
01261526 514001 HMATT OT-EMERGEN	.00	.00	45,771.00	45,770.11	.00	.00	.0%
01261526 514001 WMIMS OT-EMERGEN	.00	.00	17,513.00	17,512.59	.00	.00	.0%
01261526 514002 OT-GARCIA	229,791.51	380,646.00	380,646.00	255,858.55	.00	232,868.00	-38.8%
01261526 515000 SP PAY-N/R	10,680.00	10,680.00	10,680.00	11,125.00	.00	10,680.00	.0%
01261526 521010 FICA TAXES	237,073.31	276,083.00	276,083.00	265,144.67	.00	255,644.00	-7.4%
01261526 521010 HHERM FICA TAXES	28.51	.00	.00	.00	.00	.00	.0%
01261526 521010 HIRMA FICA TAXES	.00	.00	.00	2,565.39	.00	.00	.0%
01261526 521010 HMATT FICA TAXES	.00	.00	3,043.00	3,042.52	.00	.00	.0%
01261526 521010 WMIMS FICA TAXES	.00	.00	1,052.00	1,051.22	.00	.00	.0%
01261526 521020 MEDICARE T	56,191.37	64,568.00	64,568.00	62,547.48	.00	59,788.00	-7.4%
01261526 521020 HHERM MEDICARE T	6.66	.00	.00	.00	.00	.00	.0%
01261526 521020 HIRMA MEDICARE T	.00	.00	.00	599.99	.00	.00	.0%
01261526 521020 HMATT MEDICARE T	.00	.00	712.00	711.59	.00	.00	.0%
01261526 521020 WMIMS MEDICARE T	.00	.00	246.00	245.87	.00	.00	.0%
01261526 522000 RETIREMENT	879,457.39	999,051.00	999,051.00	997,157.16	.00	945,923.00	-5.3%
01261526 522000 HHERM RETIREMENT	105.46	.00	.00	.00	.00	.00	.0%
01261526 522000 HIRMA RETIREMENT	.00	.00	.00	9,348.49	.00	.00	.0%
01261526 522000 HMATT RETIREMENT	.00	.00	11,040.00	11,039.87	.00	.00	.0%
01261526 522000 WMIMS RETIREMENT	.00	.00	3,953.00	3,952.59	.00	.00	.0%
01261526 523010 L & H INS	499,708.09	535,668.00	535,668.00	521,919.01	.00	636,396.00	18.8%
01261526 523010 HHERM L & H INS	22.00	.00	.00	.00	.00	.00	.0%
01261526 523010 WMIMS L & H INS	.00	.00	1,703.00	1,702.93	.00	.00	.0%
01261526 524010 WKRS COMP	137,784.85	207,608.00	197,782.00	107,561.80	.00	192,628.00	-7.2%
01261526 524020 WKRS-SI-JE	8,438.16	.00	9,826.00	8,659.90	.00	.00	.0%
01261526 525000 UNEMP COMP	.00	.00	.00	.00	.00	10,000.00	.0%
01261526 531031 EMPLOYEE P	25,595.00	23,154.00	28,612.00	28,905.00	.00	28,998.00	25.2%
01261526 531034 SVC-PHYSIC	20,907.00	21,116.00	21,116.00	20,907.00	.00	21,116.00	.0%
01261526 531035 DRUG TESTI	618.50	625.00	625.00	305.00	.00	625.00	.0%
01261526 540000 TRAVEL & P	3,258.14	4,072.00	4,072.00	991.76	.00	4,072.00	.0%
01261526 541000 COMMUNICAT	68,756.96	75,180.00	69,932.00	53,879.01	.00	69,396.00	-7.7%
01261526 541040 COM-COMPUT	6,762.74	7,422.00	12,670.00	10,964.73	.00	7,425.00	.0%
01261526 542000 FREIG/POST	493.79	775.00	775.00	195.05	.00	775.00	.0%
01261526 543000 UTILITY SE	12,700.88	27,360.00	22,360.00	12,630.63	.00	27,420.00	.2%

10/06/2017 18:40
6235cwoo

BOARD OF COMMISSIONERS
NEXT YEAR / CURRENT YEAR BUDGET ANALYSIS

P 20
bgnyrpts

PROJECTION: 20181 2017/2018 BUDGET

FOR PERIOD 99

ACCOUNTS FOR:

GENERAL FUND		2016 ACTUAL	2017 ORIG BUD	2017 REVISED BUD	2017 ACTUAL	2017 PROJECTION	2018 RECOMMENED	PCT CHANGE
01261526	544000							
	RENTALS/LE	4,263.36	3,660.00	4,660.00	4,433.85	.00	3,660.00	.0%
01261526	544008							
	RENT-ST 50	25,800.00	25,800.00	25,800.00	25,800.00	.00	25,800.00	.0%
01261526	545000							
	INSURANCE	33,576.53	47,050.00	47,050.00	37,029.42	.00	41,550.00	-11.7%
01261526	545310							
	INS-MED DI	4,570.91	4,600.00	4,600.00	4,569.82	.00	4,600.00	.0%
01261526	546000							
	REPAIRS &	266,440.51	200,000.00	264,648.00	265,750.51	.00	315,000.00	57.5%
01261526	546020							
	MAIN SVC C	46,844.24	52,716.00	52,716.00	44,345.45	.00	54,439.00	3.3%
01261526	546030							
	AIRRP R&M-BLDGS	.00	11,200.00	11,200.00	4,936.50	.00	.00	-100.0%
01261526	546030							
	DUCT R&M-BLDGS	.00	690.00	690.00	499.00	.00	.00	-100.0%
01261526	547000							
	PRINTING &	1,248.98	2,500.00	2,500.00	1,720.69	.00	2,500.00	.0%
01261526	549000							
	OTHER CURR	2,836.87	2,625.00	2,750.00	2,484.88	.00	4,400.00	67.6%
01261526	549002							
	ADVERTISIN	114.46	800.00	800.00	312.29	.00	800.00	.0%
01261526	549081							
	BACKGROUND	672.75	916.00	916.00	557.50	.00	940.00	2.6%
01261526	549403							
	INS CLAIMS	.00	.00	250.00	249.74	.00	.00	.0%
01261526	551000							
	OFFICE SUP	1,873.30	3,600.00	3,600.00	1,954.77	.00	3,600.00	.0%
01261526	552000							
	MISCELLANE	9,450.62	9,675.00	9,675.00	8,278.79	.00	9,675.00	.0%
01261526	552020							
	GAS, OIL &	60,048.48	122,000.00	67,858.00	64,066.63	.00	122,000.00	.0%
01261526	552030							
	JANITORIAL	15,394.78	15,435.00	15,472.00	15,471.18	.00	15,435.00	.0%
01261526	552040							
	TOOLS&SMI	.00	300.00	300.00	217.71	.00	300.00	.0%
01261526	552050							
	UNIFORMS	13,426.75	21,080.00	21,080.00	20,349.81	.00	21,080.00	.0%
01261526	552221							
	MED SUPPLY	155,811.76	159,600.00	159,600.00	148,283.83	.00	159,600.00	.0%
01261526	552222							
	BUNKER GEA	16,790.13	20,000.00	27,921.00	21,267.91	.00	21,398.00	7.0%
01261526	552223							
	DISP LINEN	3,478.22	6,900.00	6,900.00	3,804.50	.00	6,900.00	.0%
01261526	552640							
	EQUIPMENT	6,472.34	5,980.00	5,980.00	4,948.86	.00	11,468.00	91.8%
01261526	552646							
	SOFTWARE	.00	1,200.00	1,629.00	1,628.68	.00	.00	-100.0%
01261526	554000							
	DUES/SUBSC	3,346.26	6,266.00	3,137.00	2,324.95	.00	3,926.00	-37.3%
01261526	555000							
	TRAINING	12,128.58	33,718.00	18,518.00	14,658.58	.00	42,999.00	27.5%
01261526	562300							
	ST20 BLDG-F&R	30,265.64	54,871.00	56,598.00	36,311.26	.00	37,766.00	-31.2%
01261526	562300							
	ST40 BLDG-F&R	10,000.00	.00	.00	.00	.00	.00	.0%
01261526	562300							
	ST70 BLDG-F&R	.00	3,865.00	3,865.00	3,865.00	.00	.00	-100.0%
01261526	564000							
	EQUIPMENT	5,722.04	3,196.00	8,634.00	5,782.94	.00	20,886.00	553.5%
01261526	564001							
	EQ\$5000 OG	36,281.44	.00	86.00	71.53	.00	.00	.0%
01261526	564001							
	CHMON EQ\$5000 OG	.00	.00	.00	.00	.00	85,000.00	.0%
01261526	564001							
	FRP EQ\$5000 OG	.00	.00	.00	.00	.00	44,700.00	.0%
01261526	564001							
	ROUTR EQ\$5000 OG	.00	12,650.00	12,650.00	.00	.00	.00	-100.0%
01261526	564001							
	STRCR EQ\$5000 OG	.00	235,400.00	235,400.00	207,581.56	.00	.00	-100.0%
01261526	564001							
	TICAM EQ\$5000 OG	.00	.00	.00	.00	.00	44,727.00	.0%
01261526	564002							
	EQ50000 OG	1,438.95	.00	.00	.00	.00	.00	.0%
01261526	564002							
	FRP EQ50000 OG	3,992.07	276,000.00	803,562.00	789,951.92	.00	585,800.00	112.2%
TOTAL RESCUE		6,756,921.72	8,039,923.00	8,692,607.00	8,439,572.82	.00	8,074,442.00	.4%
01262526	RESCUE BILLING							
01262526	512000							
	REG SALARY	68,965.92	69,495.00	69,495.00	70,006.67	.00	74,634.00	7.4%
01262526	512001							
	HIRMA SAL-EMERG	.00	.00	.00	990.99	.00	.00	.0%

10/06/2017 18:40
6235cwoo

BOARD OF COMMISSIONERS
NEXT YEAR / CURRENT YEAR BUDGET ANALYSIS

P 21
bgnyrpts

PROJECTION: 20181 2017/2018 BUDGET

FOR PERIOD 99

ACCOUNTS FOR:

GENERAL FUND	2016 ACTUAL	2017 ORIG BUD	2017 REVISED BUD	2017 ACTUAL	2017 PROJECTION	2018 RECOMMENED	PCT CHANGE
01262526 512001 HMATT SAL-EMERG	.00	.00	662.00	661.07	.00	.00	.0%
01262526 512001 WMIMS SAL-EMERG	.00	.00	74.00	73.86	.00	.00	.0%
01262526 521010 FICA TAXES	3,875.38	4,309.00	4,309.00	4,255.92	.00	4,627.00	7.4%
01262526 521010 HIRMA FICA TAXES	.00	.00	.00	59.43	.00	.00	.0%
01262526 521010 HMATT FICA TAXES	.00	.00	40.00	39.69	.00	.00	.0%
01262526 521010 WMIMS FICA TAXES	.00	.00	5.00	4.36	.00	.00	.0%
01262526 521020 MEDICARE T	906.36	1,008.00	1,008.00	995.29	.00	1,082.00	7.3%
01262526 521020 HIRMA MEDICARE T	.00	.00	.00	13.90	.00	.00	.0%
01262526 521020 HMATT MEDICARE T	.00	.00	10.00	9.28	.00	.00	.0%
01262526 521020 WMIMS MEDICARE T	.00	.00	2.00	1.02	.00	.00	.0%
01262526 522000 RETIREMENT	5,062.50	5,226.00	5,226.00	5,340.48	.00	5,911.00	13.1%
01262526 522000 HIRMA RETIREMENT	.00	.00	.00	78.48	.00	.00	.0%
01262526 522000 HMATT RETIREMENT	.00	.00	50.00	49.71	.00	.00	.0%
01262526 522000 WMIMS RETIREMENT	.00	.00	6.00	5.55	.00	.00	.0%
01262526 523010 L & H INS	13,686.07	13,139.00	10,879.00	7,289.30	.00	11,041.00	-16.0%
01262526 523010 WMIMS L & H INS	.00	.00	11.00	10.60	.00	.00	.0%
01262526 524010 WKRS COMP	111.66	160.00	160.00	87.01	.00	172.00	7.5%
01262526 541000 COMMUNICAT	221.70	252.00	252.00	185.46	.00	252.00	.0%
01262526 542000 FREIG/POST	8,983.53	11,500.00	11,500.00	5,548.85	.00	10,500.00	-8.7%
01262526 544000 RENT&LEASE	1,128.00	1,400.00	1,400.00	2,256.00	.00	1,500.00	7.1%
01262526 546020 MAIN SVC C	8,408.89	8,515.00	8,515.00	7,927.23	.00	8,415.00	-1.2%
01262526 547000 PRINT&BIND	17.00	7,000.00	7,000.00	949.00	.00	7,000.00	.0%
01262526 549000 OT CUR CHG	2,101.87	3,000.00	3,000.00	1,942.46	.00	2,770.00	-7.7%
01262526 549009 COLLECTFEE	3,700.72	3,000.00	3,000.00	2,828.75	.00	5,000.00	66.7%
01262526 551000 OFFICE SUP	164.49	1,500.00	1,500.00	177.93	.00	1,500.00	.0%
01262526 552000 MISC SUPPL	622.23	2,000.00	2,000.00	739.76	.00	2,000.00	.0%
01262526 552640 EQUIP<\$750	405.05	1,000.00	1,000.00	207.64	.00	1,500.00	50.0%
01262526 552646 SOFTWARE	.00	300.00	300.00	.00	.00	.00	-100.0%
01262526 554000 DUES/SUBSC	.00	.00	.00	.00	.00	300.00	.0%
01262526 555000 TRAINING	798.00	1,950.00	1,950.00	.00	.00	1,950.00	.0%
01262526 564000 EQUIPMENT	1,195.83	.00	.00	.00	.00	.00	.0%
TOTAL RESCUE BILLING	120,355.20	134,754.00	133,354.00	112,735.69	.00	140,154.00	4.0%
01271527 MEDICAL EXAMINER							
01271527 531000 PROF SVCS	228,275.00	250,000.00	250,000.00	228,400.00	.00	260,000.00	4.0%
01271527 549271 TRANSPORT	22,800.00	25,000.00	29,000.00	27,300.00	.00	30,000.00	20.0%
TOTAL MEDICAL EXAMINER	251,075.00	275,000.00	279,000.00	255,700.00	.00	290,000.00	5.5%
01291519 RISK MANAGEMENT COORDINATOR							
01291519 534000 OT CONT SV	125,000.00	125,000.00	125,000.00	125,000.00	.00	125,000.00	.0%
01291519 549000 SAFE OT CUR CHG	2,320.60	5,000.00	.00	.00	.00	5,000.00	.0%
01291519 552000 SAFE MISC SUPPL	.00	.00	5,000.00	4,835.15	.00	.00	.0%

10/06/2017 18:40
6235cwoo

BOARD OF COMMISSIONERS
NEXT YEAR / CURRENT YEAR BUDGET ANALYSIS

P 22
bgnyrpts

PROJECTION: 20181 2017/2018 BUDGET

FOR PERIOD 99

ACCOUNTS FOR:

GENERAL FUND	2016 ACTUAL	2017 ORIG BUD	2017 REVISED BUD	2017 ACTUAL	2017 PROJECTION	2018 RECOMMENED	PCT CHANGE
TOTAL RISK MANAGEMENT COORDI	127,320.60	130,000.00	130,000.00	129,835.15	.00	130,000.00	.0%
01340534 SW SMALL QUANTITY GENERATOR PG							
01340534 531020 PS-NEFRPC	.00	5,000.00	5,000.00	5,000.00	.00	5,000.00	.0%
01340534 542000 FREIG/POST	.00	50.00	80.00	51.67	.00	60.00	20.0%
01340534 544000 RENT&LEASE	.00	30.00	30.00	29.45	.00	30.00	.0%
TOTAL SW SMALL QUANTITY GENE	.00	5,080.00	5,110.00	5,081.12	.00	5,090.00	.2%
01344534 SOLID WASTE ADMINISTRATION							
01344534 512000 REG SALARY	.00	84,942.00	84,942.00	84,800.37	.00	112,463.00	32.4%
01344534 512001 HMATT SAL-EMERG	.00	.00	65.00	64.14	.00	.00	.0%
01344534 514001 HIRMA OT-EMERGEN	.00	.00	.00	1,414.66	.00	.00	.0%
01344534 514001 HMATT OT-EMERGEN	.00	.00	58.00	57.75	.00	.00	.0%
01344534 521010 FICA TAXES	.00	5,266.00	5,266.00	5,142.41	.00	6,973.00	32.4%
01344534 521010 HIRMA FICA TAXES	.00	.00	.00	87.64	.00	.00	.0%
01344534 521010 HMATT FICA TAXES	.00	.00	8.00	7.48	.00	.00	.0%
01344534 521020 MEDICARE T	.00	1,232.00	1,232.00	1,204.72	.00	1,631.00	32.4%
01344534 521020 HIRMA MEDICARE T	.00	.00	.00	20.50	.00	.00	.0%
01344534 521020 HMATT MEDICARE T	.00	.00	2.00	1.75	.00	.00	.0%
01344534 522000 RETIREMENT	.00	9,867.00	9,867.00	9,996.93	.00	14,295.00	44.9%
01344534 522000 HIRMA RETIREMENT	.00	.00	.00	112.04	.00	.00	.0%
01344534 522000 HMATT RETIREMENT	.00	.00	10.00	9.17	.00	.00	.0%
01344534 523010 L & H INS	.00	10,559.00	10,559.00	10,739.55	.00	15,462.00	46.4%
01344534 523010 HIRMA L & H INS	.00	.00	.00	157.03	.00	.00	.0%
01344534 523010 HMATT L & H INS	.00	.00	16.00	.00	.00	.00	.0%
01344534 523020 RET-HEALTH	.00	7,039.00	7,039.00	5,865.60	.00	8,358.00	18.7%
01344534 524010 WKRS COMP	.00	1,182.00	1,182.00	642.82	.00	1,115.00	-5.7%
01344534 534000 OT CONT SV	.00	762.00	762.00	447.00	.00	222.00	-70.9%
01344534 540000 TRAV&PDIEM	.00	1,601.00	1,990.00	1,402.00	.00	2,809.00	75.5%
01344534 541000 COMMUNICAT	.00	1,866.00	1,866.00	1,728.20	.00	1,866.00	.0%
01344534 541040 COM-COMPUT	.00	5,280.00	5,280.00	4,092.18	.00	.00	-100.0%
01344534 542000 FREIG/POST	.00	300.00	270.00	59.00	.00	300.00	.0%
01344534 543000 UTILITY SV	.00	4,590.00	4,590.00	4,273.05	.00	4,710.00	2.6%
01344534 544000 RENT&LEASE	.00	2,024.00	2,024.00	2,019.12	.00	2,024.00	.0%
01344534 545000 INSURANCE	.00	600.00	600.00	529.95	.00	600.00	.0%
01344534 546022 SC-COPIER	.00	660.00	660.00	208.98	.00	480.00	-27.3%
01344534 546030 R&M-BLDGS	.00	2,000.00	2,000.00	1,389.77	.00	2,000.00	.0%
01344534 549000 OT CUR CHG	.00	500.00	.00	.00	.00	500.00	.0%
01344534 549061 UNIFORM RE	.00	780.00	780.00	675.00	.00	780.00	.0%
01344534 551000 MISC SUP	.00	1,000.00	1,000.00	481.88	.00	1,200.00	20.0%
01344534 552000 MISC SUPPL	.00	500.00	1,360.00	845.26	.00	1,000.00	100.0%
01344534 552020 GAS/OIL&LU	.00	1,000.00	500.00	140.27	.00	1,000.00	.0%

10/06/2017 18:40
6235cwoo

BOARD OF COMMISSIONERS
NEXT YEAR / CURRENT YEAR BUDGET ANALYSIS

P 23
bgnyrpts

PROJECTION: 20181 2017/2018 BUDGET

FOR PERIOD 99

ACCOUNTS FOR:

GENERAL FUND	2016 ACTUAL	2017 ORIG BUD	2017 REVISED BUD	2017 ACTUAL	2017 PROJECTION	2018 RECOMMENED	PCT CHANGE
01344534 552030 JANITOR SU	.00	1,000.00	1,000.00	759.64	.00	1,250.00	25.0%
01344534 552050 UNIFORMS	.00	.00	140.00	139.86	.00	150.00	.0%
01344534 552640 EQUIP<\$750	.00	1,000.00	611.00	.00	.00	1,000.00	.0%
01344534 554000 DUES/SUBSC	.00	679.00	679.00	471.50	.00	679.00	.0%
01344534 555000 TRAINING	.00	657.00	800.00	800.00	.00	1,022.00	55.6%
01344534 564000 EQUIPMENT	.00	2,000.00	2,856.00	2,413.69	.00	.00	-100.0%
01344534 564001 ROUTR EQ\$5000 OG	.00	6,325.00	6,325.00	.00	.00	.00	-100.0%
TOTAL SOLID WASTE ADMINISTRA	.00	155,211.00	156,339.00	143,200.91	.00	183,889.00	18.5%
01344582 T/O CONSTITUTIONAL - SW ADMIN							
01344582 591910 TAXCO TR-CONS OF	.00	100.00	100.00	85.34	.00	125.00	25.0%
TOTAL T/O CONSTITUTIONAL - S	.00	100.00	100.00	85.34	.00	125.00	25.0%
01357534 SOLID WASTE RECYCLING							
01357534 512000 REG SALARY	.00	28,356.00	46,235.00	45,369.93	.00	45,215.00	59.5%
01357534 514001 HIRMA OT-EMERGEN	.00	.00	.00	966.98	.00	.00	.0%
01357534 521010 HIRMA FICA TAXES	.00	1,758.00	2,863.00	2,808.57	.00	2,803.00	59.4%
01357534 521010 HIRMA FICA TAXES	.00	.00	.00	59.90	.00	.00	.0%
01357534 521020 HIRMA MEDICARE T	.00	411.00	670.00	656.86	.00	656.00	59.6%
01357534 521020 HIRMA MEDICARE T	.00	.00	.00	14.01	.00	.00	.0%
01357534 522000 HIRMA RETIREMENT	.00	2,132.00	3,492.00	3,462.65	.00	3,463.00	62.4%
01357534 522000 HIRMA RETIREMENT	.00	.00	.00	76.59	.00	.00	.0%
01357534 523010 L & H INS	.00	3,885.00	6,087.00	6,429.72	.00	6,697.00	72.4%
01357534 524010 WKRS COMP	.00	1,716.00	1,534.00	933.23	.00	2,735.00	59.4%
01357534 531000 PROF SVCS	.00	.00	.00	.00	.00	10,000.00	.0%
01357534 531035 DRUG TEST	.00	.00	.00	.00	.00	25.00	.0%
01357534 534302 SVC-WTIRE	.00	4,600.00	5,250.00	3,550.00	.00	8,600.00	87.0%
01357534 534304 RECYC COOR	.00	31,525.00	31,525.00	31,525.20	.00	42,525.00	34.9%
01357534 541000 COMMUNICAT	.00	135.00	135.00	117.85	.00	170.00	25.9%
01357534 543003 WASTE DISP	.00	.00	5,300.00	3,788.37	.00	6,500.00	.0%
01357534 544000 RENT&LEASE	.00	19,011.00	19,011.00	18,829.84	.00	18,913.00	-.5%
01357534 545000 INSURANCE	.00	400.00	400.00	337.00	.00	550.00	37.5%
01357534 546000 RPR&MAINT	.00	10,000.00	8,476.00	7,683.58	.00	10,000.00	.0%
01357534 549000 OT CUR CHG	.00	20.00	3,914.00	3,913.96	.00	.00	-100.0%
01357534 549061 UNIFORM RE	.00	224.00	224.00	205.92	.00	224.00	.0%
01357534 549081 BACKGROUND	.00	.00	24.00	8.00	.00	.00	.0%
01357534 552000 MISC SUPPL	.00	500.00	1,500.00	1,154.35	.00	2,000.00	300.0%
01357534 552020 GAS/OIL&LU	.00	7,000.00	3,200.00	3,197.23	.00	7,000.00	.0%
01357534 552040 TOOLS&SMI	.00	500.00	500.00	.00	.00	500.00	.0%
01357534 552050 UNIFORMS	.00	150.00	106.00	105.00	.00	200.00	33.3%
01357534 552051 SAFETY APP	.00	300.00	300.00	283.76	.00	300.00	.0%
01357534 552640 EQUIP<\$750	.00	500.00	500.00	225.79	.00	1,000.00	100.0%

10/06/2017 18:40
6235cwoo

BOARD OF COMMISSIONERS
NEXT YEAR / CURRENT YEAR BUDGET ANALYSIS

P 24
bgnyrpts

PROJECTION: 20181 2017/2018 BUDGET

FOR PERIOD 99

ACCOUNTS FOR:

GENERAL FUND	2016 ACTUAL	2017 ORIG BUD	2017 REVISED BUD	2017 ACTUAL	2017 PROJECTION	2018 RECOMMENED	PCT CHANGE
01357534 563000 IMPR-OTHER	.00	5,000.00	5,600.00	5,589.15	.00	.00	-100.0%
01357534 564000 EQUIPMENT	.00	.00	1,000.00	836.09	.00	.00	.0%
01357534 564001 EQ\$5000 OG	.00	21,668.00	16,531.00	16,204.35	.00	.00	-100.0%
TOTAL SOLID WASTE RECYCLING	.00	139,791.00	164,377.00	158,333.88	.00	170,076.00	21.7%
01357582 T/O CONSTITUTIONAL - GRANTS							
01357582 591910 CLERK TR-CONS OF	.00	50.00	50.00	.00	.00	.00	-100.0%
TOTAL T/O CONSTITUTIONAL - G	.00	50.00	50.00	.00	.00	.00	-100.0%
01361534 WNPHI OLD POST-CLOSURE							
01361534 512000 REG SALARY	.00	10,738.00	5,652.00	5,302.27	.00	5,456.00	-49.2%
01361534 521010 FICA TAXES	.00	666.00	346.00	322.75	.00	338.00	-49.2%
01361534 521020 MEDICARE T	.00	156.00	81.00	75.46	.00	79.00	-49.4%
01361534 522000 RETIREMENT	.00	808.00	427.00	403.51	.00	432.00	-46.5%
01361534 523010 L & H INS	.00	1,408.00	808.00	711.25	.00	836.00	-40.6%
01361534 524010 WKRS COMP	.00	650.00	650.00	353.50	.00	330.00	-49.2%
01361534 531000 PROF SVCS	.00	11,300.00	11,300.00	626.64	.00	9,000.00	-20.4%
01361534 531325 PS-O&M LFG	.00	41,400.00	41,400.00	29,051.84	.00	41,400.00	.0%
01361534 542000 FREIG/POST	.00	100.00	100.00	.00	.00	100.00	.0%
01361534 543000 UTILITY SV	.00	4,650.00	4,650.00	1,511.82	.00	4,650.00	.0%
01361534 544000 RENT&LEASE	.00	500.00	500.00	.00	.00	1,000.00	100.0%
01361534 545000 INSURANCE	.00	1,000.00	1,000.00	635.04	.00	800.00	-20.0%
01361534 546000 RPR&MAINT	.00	1,000.00	1,000.00	.00	.00	1,000.00	.0%
01361534 546710 GROUNDS UP	.00	1,899.00	1,899.00	1,534.50	.00	1,674.00	-11.8%
01361534 549000 OT CUR CHG	.00	100.00	100.00	.00	.00	100.00	.0%
01361534 552000 MISC SUPPL	.00	1,000.00	1,000.00	.00	.00	1,000.00	.0%
01361534 552020 GAS/OIL&LU	.00	2,000.00	2,000.00	.00	.00	2,000.00	.0%
01361534 552040 TOOLS&SMI	.00	500.00	500.00	.00	.00	500.00	.0%
01361534 552051 SAFETY APP	.00	100.00	100.00	.00	.00	100.00	.0%
01361534 552301 MAT-LANDFL	.00	500.00	500.00	500.00	.00	1,000.00	100.0%
01361534 552640 EQUIP<\$750	.00	500.00	500.00	.00	.00	500.00	.0%
TOTAL WNPHI OLD POST-CLOSURE	.00	80,975.00	74,513.00	41,028.58	.00	72,295.00	-10.7%
01362534 WN LANDFILL CLOSURE							
01362534 512000 REG SALARY	.00	36,690.00	51,053.00	46,170.45	.00	62,565.00	70.5%
01362534 512001 HMATT SAL-EMERG	.00	.00	553.00	552.59	.00	.00	.0%
01362534 512002 SAL ON CAL	.00	8,672.00	8,672.00	8,460.00	.00	8,672.00	.0%
01362534 514000 OVERTIME	.00	6,000.00	2,000.00	656.51	.00	6,000.00	.0%
01362534 514001 HIRMA OT-EMERGEN	.00	.00	.00	1,703.72	.00	.00	.0%
01362534 514001 HMATT OT-EMERGEN	.00	.00	407.00	406.82	.00	.00	.0%
01362534 521010 FICA TAXES	.00	3,184.00	3,184.00	3,410.71	.00	4,789.00	50.4%

10/06/2017 18:40
6235cwoo

BOARD OF COMMISSIONERS
NEXT YEAR / CURRENT YEAR BUDGET ANALYSIS

P 25
bgnyrpts

PROJECTION: 20181 2017/2018 BUDGET

FOR PERIOD 99

ACCOUNTS FOR:

GENERAL FUND	2016 ACTUAL	2017 ORIG BUD	2017 REVISED BUD	2017 ACTUAL	2017 PROJECTION	2018 RECOMMENED	PCT CHANGE
01362534 521010 HIRMA FICA TAXES	.00	.00	.00	105.21	.00	.00	.0%
01362534 521010 HMATT FICA TAXES	.00	.00	60.00	59.28	.00	.00	.0%
01362534 521020 HIRMA MEDICARE T	.00	745.00	745.00	797.65	.00	1,120.00	50.3%
01362534 521020 HMATT MEDICARE T	.00	.00	.00	24.61	.00	.00	.0%
01362534 522000 HIRMA RETIREMENT	.00	3,862.00	3,862.00	4,216.73	.00	6,117.00	58.4%
01362534 522000 HMATT RETIREMENT	.00	.00	.00	134.94	.00	.00	.0%
01362534 523010 HIRMA L & H INS	.00	4,589.00	5,363.00	5,918.40	.00	7,951.00	73.3%
01362534 523010 HMATT L & H INS	.00	.00	.00	143.28	.00	.00	.0%
01362534 524010 WKRS COMP	.00	2,220.00	2,220.00	1,207.33	.00	4,310.00	94.1%
01362534 531000 PROF SVCS	.00	69,700.00	69,700.00	22,698.29	.00	71,582.00	2.7%
01362534 531035 DRUG TEST	.00	.00	25.00	25.00	.00	25.00	.0%
01362534 531313 PS-LEE-WN	.00	200,000.00	119,727.00	102,439.70	.00	234,000.00	17.0%
01362534 531313 CSCSW PS-LEE-WN	.00	.00	90,909.00	74,893.02	.00	90,909.00	.0%
01362534 531325 PS-O&M LFG	.00	138,600.00	138,600.00	97,260.54	.00	138,600.00	.0%
01362534 541000 COMMUNICAT	.00	603.00	603.00	311.13	.00	602.00	-.2%
01362534 542000 FREIG/POST	.00	200.00	200.00	148.31	.00	200.00	.0%
01362534 543000 UTILITY SV	.00	19,170.00	19,170.00	8,191.07	.00	19,170.00	.0%
01362534 544000 RENT&LEASE	.00	1,495.00	1,495.00	1,235.28	.00	1,980.00	32.4%
01362534 545000 INSURANCE	.00	3,950.00	3,950.00	2,589.79	.00	3,715.00	-5.9%
01362534 546000 REPAIRS &	.00	53,553.00	53,253.00	44,622.19	.00	177,615.00	231.7%
01362534 546710 GROUNDS UP	.00	5,697.00	5,697.00	4,603.50	.00	5,022.00	-11.8%
01362534 549000 OT CUR CHG	.00	100.00	100.00	75.00	.00	100.00	.0%
01362534 549002 ADVERTISIN	.00	200.00	1,021.00	806.00	.00	500.00	150.0%
01362534 549006 PERMIT FEE	.00	250.00	250.00	250.00	.00	250.00	.0%
01362534 549061 UNIFORM RE	.00	224.00	224.00	220.92	.00	224.00	.0%
01362534 549081 BACKGROUND	.00	.00	24.00	8.00	.00	.00	.0%
01362534 552000 MISC SUPPL	.00	2,000.00	2,000.00	802.54	.00	2,000.00	.0%
01362534 552020 GAS, OIL &	.00	8,000.00	8,000.00	4,225.00	.00	8,000.00	.0%
01362534 552040 TOOLS&SMI	.00	1,000.00	1,000.00	445.51	.00	2,000.00	100.0%
01362534 552050 UNIFORMS	.00	150.00	150.00	80.00	.00	150.00	.0%
01362534 552051 SAFETY APP	.00	400.00	400.00	300.00	.00	400.00	.0%
01362534 552301 MAT-LANDFL	.00	5,000.00	6,479.00	5,709.42	.00	6,000.00	20.0%
01362534 552640 EQUIP<\$750	.00	2,000.00	2,000.00	1,318.35	.00	2,500.00	25.0%
01362534 563000 FLARE IMPR-OTHER	.00	40,000.00	106,780.00	6,319.60	.00	29,000.00	-27.5%
01362534 563920 SWTNK LEACHATE	.00	319,430.00	416,579.00	296,149.94	.00	109,000.00	-65.9%
01362534 564000 EQUIPMENT	.00	.00	.00	.00	.00	3,000.00	.0%
01362534 564001 FRP EQ\$5000 OG	.00	.00	.00	.00	.00	16,500.00	.0%
01362534 564002 FRP EQ50000 OG	.00	.00	.00	.00	.00	81,300.00	.0%
TOTAL WN LANDFILL CLOSURE	.00	937,684.00	1,126,551.00	749,782.34	.00	1,105,868.00	17.9%
01363534 LOFTON CREEK POST-CLOSURE							
01363534 512000 REG SALARY	.00	16,925.00	5,425.00	4,885.41	.00	8,034.00	-52.5%

10/06/2017 18:40
6235cwoo

BOARD OF COMMISSIONERS
NEXT YEAR / CURRENT YEAR BUDGET ANALYSIS

P 26
bgnyrpts

PROJECTION: 20181 2017/2018 BUDGET

FOR PERIOD 99

ACCOUNTS FOR:

GENERAL FUND	2016 ACTUAL	2017 ORIG BUD	2017 REVISED BUD	2017 ACTUAL	2017 PROJECTION	2018 RECOMMENED	PCT CHANGE
01363534 514000 OVERTIME	.00	1,000.00	1,000.00	.00	.00	.00	-100.0%
01363534 521010 FICA TAXES	.00	1,111.00	511.00	301.84	.00	498.00	-55.2%
01363534 521020 MEDICARE T	.00	260.00	80.00	70.61	.00	117.00	-55.0%
01363534 522000 RETIREMENT	.00	1,273.00	473.00	369.82	.00	636.00	-50.0%
01363534 523010 L & H INS	.00	2,112.00	1,512.00	407.13	.00	1,254.00	-40.6%
01363534 524010 WKRS COMP	.00	1,024.00	1,024.00	556.90	.00	486.00	-52.5%
01363534 531000 PROF SVCS	.00	147,000.00	129,000.00	71,505.18	.00	112,436.00	-23.5%
01363534 544000 RENT&LEASE	.00	500.00	500.00	.00	.00	500.00	.0%
01363534 545000 INSURANCE	.00	775.00	775.00	415.54	.00	725.00	-6.5%
01363534 546000 RPR&MAINT	.00	5,000.00	5,000.00	3,223.67	.00	5,000.00	.0%
01363534 546710 GROUNDS UP	.00	954.00	954.00	737.00	.00	804.00	-15.7%
01363534 549000 OT CUR CHG	.00	100.00	100.00	.00	.00	100.00	.0%
01363534 552000 MISC SUPPL	.00	800.00	800.00	.00	.00	800.00	.0%
01363534 552020 GAS/OIL&LU	.00	5,000.00	5,000.00	4,492.95	.00	5,000.00	.0%
01363534 552040 TOOLS&SMI	.00	200.00	200.00	.00	.00	200.00	.0%
01363534 552051 SAFETY APP	.00	200.00	200.00	.00	.00	200.00	.0%
01363534 552640 EQUIP<\$750	.00	500.00	500.00	.00	.00	500.00	.0%
TOTAL LOFTON CREEK POST-CLOS	.00	184,734.00	153,054.00	86,966.05	.00	137,290.00	-25.7%
01364534 BRYCEVILLE POST-CLOSURE							
01364534 512000 REG SALARY	.00	13,272.00	2,772.00	2,033.51	.00	8,034.00	-39.5%
01364534 521010 FICA TAXES	.00	823.00	223.00	125.46	.00	498.00	-39.5%
01364534 521020 MEDICARE T	.00	192.00	92.00	29.33	.00	117.00	-39.1%
01364534 522000 RETIREMENT	.00	998.00	398.00	156.75	.00	636.00	-36.3%
01364534 523010 L & H INS	.00	1,760.00	1,760.00	249.27	.00	1,254.00	-28.8%
01364534 524010 WKRS COMP	.00	803.00	803.00	436.71	.00	486.00	-39.5%
01364534 531000 PROF SVCS	.00	57,800.00	57,800.00	51,619.21	.00	1,000.00	-98.3%
01364534 544000 RENT&LEASE	.00	500.00	500.00	.00	.00	500.00	.0%
01364534 545000 INSURANCE	.00	400.00	400.00	190.26	.00	350.00	-12.5%
01364534 546000 RPR&MAINT	.00	3,500.00	2,596.00	300.00	.00	3,500.00	.0%
01364534 549000 OT CUR CHG	.00	100.00	100.00	.00	.00	100.00	.0%
01364534 552000 MISC SUPPL	.00	500.00	500.00	.00	.00	500.00	.0%
01364534 552020 GAS/OIL&LU	.00	3,000.00	3,000.00	3,000.00	.00	3,000.00	.0%
01364534 552040 TOOLS&SMI	.00	200.00	200.00	.00	.00	200.00	.0%
01364534 552051 SAFETY APP	.00	200.00	200.00	.00	.00	200.00	.0%
01364534 552640 EQUIP<\$750	.00	400.00	400.00	.00	.00	400.00	.0%
TOTAL BRYCEVILLE POST-CLOSUR	.00	84,448.00	71,744.00	58,140.50	.00	20,775.00	-75.4%
01369534 SW CONVENIENCE CENTER							
01369534 512000 REG SALARY	.00	58,211.00	58,211.00	59,841.84	.00	46,880.00	-19.5%
01369534 514001 HIRMA OT-EMERGEN	.00	.00	.00	599.50	.00	.00	.0%
01369534 521010 FICA TAXES	.00	3,609.00	3,609.00	3,645.34	.00	2,907.00	-19.5%

10/06/2017 18:40
6235cwoo

BOARD OF COMMISSIONERS
NEXT YEAR / CURRENT YEAR BUDGET ANALYSIS

P 27
bgnyrpts

PROJECTION: 20181 2017/2018 BUDGET

FOR PERIOD 99

ACCOUNTS FOR:

GENERAL FUND	2016 ACTUAL	2017 ORIG BUD	2017 REVISED BUD	2017 ACTUAL	2017 PROJECTION	2018 RECOMMENED	PCT CHANGE
01369534 521010 HIRMA FICA TAXES	.00	.00	.00	36.86	.00	.00	.0%
01369534 521020 HIRMA MEDICARE T	.00	844.00	844.00	852.49	.00	680.00	-19.4%
01369534 521020 HIRMA MEDICARE T	.00	.00	.00	8.62	.00	.00	.0%
01369534 522000 HIRMA RETIREMENT	.00	4,377.00	4,377.00	4,562.22	.00	3,713.00	-15.2%
01369534 522000 HIRMA RETIREMENT	.00	.00	.00	47.48	.00	.00	.0%
01369534 523010 L & H INS	.00	7,756.00	7,756.00	8,172.83	.00	7,115.00	-8.3%
01369534 524010 WKRS COMP	.00	3,522.00	3,522.00	1,915.40	.00	2,836.00	-19.5%
01369534 531035 DRUG TEST	.00	.00	25.00	.00	.00	25.00	.0%
01369534 541000 COMMUNICAT	.00	132.00	132.00	134.64	.00	146.00	10.6%
01369534 543000 UTILITY SV	.00	1,293.00	1,293.00	1,127.07	.00	1,293.00	.0%
01369534 543003 WASTE DISP	.00	45,900.00	44,900.00	37,746.72	.00	51,000.00	11.1%
01369534 544000 RENT&LEASE	.00	18,747.00	24,747.00	24,712.20	.00	18,913.00	.9%
01369534 545000 INSURANCE	.00	1,000.00	2,000.00	1,570.49	.00	2,000.00	100.0%
01369534 546000 RPR&MAINT	.00	10,930.00	10,930.00	10,848.38	.00	10,755.00	-1.6%
01369534 549002 ADVERTISIN	.00	.00	.00	.00	.00	1,000.00	.0%
01369534 549061 UNIFORM RE	.00	224.00	224.00	205.92	.00	224.00	.0%
01369534 549081 BACKGROUND	.00	.00	24.00	8.00	.00	.00	.0%
01369534 552000 MISC SUPPL	.00	500.00	757.00	505.83	.00	1,000.00	100.0%
01369534 552020 GAS/OIL&LU	.00	6,500.00	616.00	615.42	.00	6,500.00	.0%
01369534 552040 TOOLS&SMI	.00	300.00	299.00	15.99	.00	300.00	.0%
01369534 552050 UNIFORMS	.00	150.00	150.00	100.00	.00	150.00	.0%
01369534 552051 SAFETY APP	.00	300.00	300.00	.00	.00	300.00	.0%
01369534 552640 EQUIP<\$750	.00	.00	.00	.00	.00	2,000.00	.0%
01369534 564001 EQ\$5000 OG	.00	5,600.00	5,343.00	5,342.83	.00	.00	-100.0%
TOTAL SW CONVENIENCE CENTER	.00	169,895.00	170,059.00	162,616.07	.00	159,737.00	-6.0%
01371537 COOPERATIVE EXTENSION SVC							
01371537 512000 REG SALARY	220,513.49	252,738.00	242,389.00	220,367.58	.00	216,744.00	-14.2%
01371537 512001 HIRMA SAL-EMERG	.00	.00	.00	441.19	.00	.00	.0%
01371537 514001 HIRMA OT-EMERGEN	.00	.00	.00	478.80	.00	.00	.0%
01371537 521010 FICA TAXES	13,344.96	15,670.00	15,670.00	13,644.66	.00	13,438.00	-14.2%
01371537 521010 HIRMA FICA TAXES	.00	.00	.00	56.75	.00	.00	.0%
01371537 521020 HIRMA MEDICARE T	3,121.09	3,665.00	3,665.00	3,190.95	.00	3,143.00	-14.2%
01371537 521020 HIRMA MEDICARE T	.00	.00	.00	13.28	.00	.00	.0%
01371537 522000 HIRMA RETIREMENT	16,154.57	17,524.00	17,524.00	15,442.70	.00	17,166.00	-2.0%
01371537 522000 HIRMA RETIREMENT	.00	.00	.00	72.86	.00	.00	.0%
01371537 523010 L & H INS	23,772.62	21,117.00	18,582.00	9,962.68	.00	16,716.00	-20.8%
01371537 524010 WKRS COMP	839.77	1,266.00	1,266.00	688.50	.00	169.00	-86.7%
01371537 531000 PROF SVCS	66.02	.00	.00	.00	.00	.00	.0%
01371537 540000 TRAVEL & P	1,032.00	2,750.00	4,555.00	2,462.85	.00	2,750.00	.0%
01371537 541000 COMMUNICAT	9,022.25	9,656.00	7,656.00	7,276.89	.00	3,350.00	-65.3%
01371537 541040 COM-COMPUT	.00	.00	2,000.00	1,311.28	.00	.00	.0%
01371537 542000 FREIG/POST	122.21	100.00	100.00	.00	.00	100.00	.0%

10/06/2017 18:40
6235cwoo

BOARD OF COMMISSIONERS
NEXT YEAR / CURRENT YEAR BUDGET ANALYSIS

P 28
bgnyrpts

PROJECTION: 20181 2017/2018 BUDGET

FOR PERIOD 99

ACCOUNTS FOR:

GENERAL FUND		2016 ACTUAL	2017 ORIG BUD	2017 REVISED BUD	2017 ACTUAL	2017 PROJECTION	2018 RECOMMENED	PCT CHANGE	
01371537	543000	UTILITY SE	6,669.67	5,900.00	5,900.00	6,922.93	.00	8,600.00	45.8%
01371537	544000	RENTALS/LE	4,022.15	3,568.00	4,168.00	3,444.04	.00	4,100.00	14.9%
01371537	545000	INSURANCE	2,105.47	3,450.00	3,450.00	2,024.80	.00	2,825.00	-18.1%
01371537	546000	REPAIRS &	2,309.97	3,000.00	1,000.00	352.73	.00	3,000.00	.0%
01371537	549000	OTHER CURR	884.51	1,500.00	1,021.00	753.23	.00	1,500.00	.0%
01371537	549002	ADVERTISIN	.00	.00	373.00	369.49	.00	.00	.0%
01371537	549081	BACKGROUND	.00	.00	106.00	92.50	.00	.00	.0%
01371537	549371	4H PROGRAM	3,277.64	3,000.00	3,000.00	1,841.38	.00	3,000.00	.0%
01371537	551000	OFFICE SUP	1,685.31	2,000.00	2,000.00	1,592.24	.00	2,100.00	5.0%
01371537	552000	MISCELLANE	710.81	500.00	2,800.00	1,946.66	.00	500.00	.0%
01371537	552020	GAS, OIL &	1,902.26	3,300.00	3,300.00	2,208.00	.00	3,500.00	6.1%
01371537	552640	EQUIPMENT	1,481.40	2,000.00	4,000.00	3,805.40	.00	9,000.00	350.0%
01371537	554000	DUES/SUBSC	857.50	1,185.00	1,185.00	961.96	.00	1,185.00	.0%
01371537	555000	TRAINING	1,900.00	2,500.00	3,230.00	790.00	.00	2,500.00	.0%
01371537	562000	YEXT BUILDINGS	.00	335,280.00	390,214.00	25,928.20	.00	374,000.00	11.5%
01371537	564000	EQUIPMENT	859.94	.00	7,449.00	6,888.02	.00	.00	.0%
01371537	564001	FRP EQ\$5000 OG	20,647.55	21,700.00	21,700.00	18,343.00	.00	23,500.00	8.3%
TOTAL COOPERATIVE EXTENSION			337,303.16	713,369.00	768,303.00	353,675.55	.00	712,886.00	-.1%
01372537	SOIL CONSERVATION								
01372537	581000	AID TO OTH	26,545.00	26,545.00	26,545.00	26,545.00	.00	28,325.00	6.7%
TOTAL SOIL CONSERVATION			26,545.00	26,545.00	26,545.00	26,545.00	.00	28,325.00	6.7%
01541554	AFFORDABLE HOUSING								
01541554	549000	OT CUR CHG	177.10	185.00	185.00	175.00	.00	180.00	-2.7%
TOTAL AFFORDABLE HOUSING			177.10	185.00	185.00	175.00	.00	180.00	-2.7%
01541582	TRANS OUT-CONST OFFICERS								
01541582	591952	CLERK TT CLERK	7.90	.00	.00	.00	.00	8.00	.0%
TOTAL TRANS OUT-CONST OFFICE			7.90	.00	.00	.00	.00	8.00	.0%
01552552	ECONOMIC DEVELOPMENT								
01552552	563501	IND PK IMP	.00	1,304.00	1,304.00	.00	.00	1,304.00	.0%
01552552	582000	DOWNE AID-PRIVAT	.00	14,400.00	14,400.00	.00	.00	14,400.00	.0%
01552552	582000	EG001 AID-PRIVAT	6,757.40	5,010.00	5,010.00	5,009.25	.00	2,485.00	-50.4%
01552552	582000	LIGNO AID-PRIVAT	.00	45,000.00	45,000.00	.00	.00	45,000.00	.0%
01552552	582000	M&LSF F.S. 288	7,917.78	4,830.00	3,420.00	3,420.00	.00	.00	-100.0%
01552552	582000	PPHNX AID-PRIVAT	5,154.22	53,997.00	48,842.00	5,961.21	.00	42,881.00	-20.6%
TOTAL ECONOMIC DEVELOPMENT			19,829.40	124,541.00	117,976.00	14,390.46	.00	106,070.00	-14.8%
01691561	INDIGENT-HOSPITALS								
01691561	549611	HOSP-HCRA	67,506.79	200,000.00	195,000.00	26,433.55	.00	200,000.00	.0%

10/06/2017 18:40
6235cwoo

BOARD OF COMMISSIONERS
NEXT YEAR / CURRENT YEAR BUDGET ANALYSIS

P 29
bgnyrpts

PROJECTION: 20181 2017/2018 BUDGET

FOR PERIOD 99

ACCOUNTS FOR:

GENERAL FUND	2016 ACTUAL	2017 ORIG BUD	2017 REVISED BUD	2017 ACTUAL	2017 PROJECTION	2018 RECOMMENED	PCT CHANGE
TOTAL INDIGENT-HOSPITALS	67,506.79	200,000.00	195,000.00	26,433.55	.00	200,000.00	.0%
01691562 HEALTH & WELFARE							
01691562 543000 UTILITY SV	15,463.34	21,000.00	17,000.00	15,880.74	.00	21,000.00	.0%
01691562 545000 INSURANCE	16,423.36	24,200.00	24,200.00	16,079.79	.00	20,200.00	-16.5%
01691562 549403 INS CLAIMS	.00	.00	1,000.00	1,000.00	.00	.00	.0%
01691562 549624 MEDICAID	817,603.11	853,228.00	853,228.00	849,284.85	.00	886,132.00	3.9%
01691562 549625 INC-CANCER	.00	1,000.00	1,000.00	.00	.00	1,000.00	.0%
01691562 581002 HEALTH-LOW	.00	82,453.00	.00	.00	.00	.00	-100.0%
01691562 581009 HEALTH DEP	1,091,226.00	1,008,773.00	1,091,751.00	1,091,751.00	.00	1,091,226.00	8.2%
TOTAL HEALTH & WELFARE	1,940,715.81	1,990,654.00	1,988,179.00	1,973,996.38	.00	2,019,558.00	1.5%
01691564 INDIGENT-PUBLIC ASSISTANCE							
01691564 549000 OT CUR CHG	155.00	500.00	500.00	36.00	.00	300.00	-40.0%
01691564 549643 IND-BURIAL	14,750.00	15,000.00	20,000.00	16,750.00	.00	22,000.00	46.7%
TOTAL INDIGENT-PUBLIC ASSIST	14,905.00	15,500.00	20,500.00	16,786.00	.00	22,300.00	43.9%
01692537 NFP-CONSERVATION & RESOURCE MG							
01692537 582014 ST MARY CO	500.00	500.00	500.00	500.00	.00	500.00	.0%
TOTAL NFP-CONSERVATION & RES	500.00	500.00	500.00	500.00	.00	500.00	.0%
01692552 NFP-INDUSTRY DEVELOPMENT							
01692552 582011 ECON DEVEL	150,000.00	150,000.00	150,000.00	150,000.00	.00	150,000.00	.0%
TOTAL NFP-INDUSTRY DEVELOPME	150,000.00	150,000.00	150,000.00	150,000.00	.00	150,000.00	.0%
01692564 NOT FOR PROF-PUBLIC ASSISTANCE							
01692564 582005 EPISCOPAL	12,150.00	12,150.00	12,150.00	12,150.00	.00	12,150.00	.0%
01692564 582008 CON ON AGE	243,000.00	243,000.00	243,000.00	243,000.00	.00	243,000.00	.0%
01692564 582010 BARNABAS	1,620.00	1,620.00	1,620.00	1,620.00	.00	1,620.00	.0%
01692564 582202 BOYS&GIRLS	60,000.00	60,000.00	60,000.00	60,000.00	.00	60,000.00	.0%
TOTAL NOT FOR PROF-PUBLIC AS	316,770.00	316,770.00	316,770.00	316,770.00	.00	316,770.00	.0%
01692565 NFP-DEVELOPMENTAL DISABILITIES							
01692565 582007 ARC	32,400.00	32,400.00	32,400.00	32,400.00	.00	32,400.00	.0%
TOTAL NFP-DEVELOPMENTAL DISA	32,400.00	32,400.00	32,400.00	32,400.00	.00	32,400.00	.0%
01692569 NFP-OTHER HUMAN SERVICES							
01692569 582042 MICAH'S HS	50,000.00	50,000.00	50,000.00	50,000.00	.00	50,000.00	.0%

10/06/2017 18:40
6235cwoo

BOARD OF COMMISSIONERS
NEXT YEAR / CURRENT YEAR BUDGET ANALYSIS

P 30
bgnyrpts

PROJECTION: 20181 2017/2018 BUDGET

FOR PERIOD 99

ACCOUNTS FOR:

GENERAL FUND	2016 ACTUAL	2017 ORIG BUD	2017 REVISED BUD	2017 ACTUAL	2017 PROJECTION	2018 RECOMMENED	PCT CHANGE
TOTAL NFP-OTHER HUMAN SERVIC	50,000.00	50,000.00	50,000.00	50,000.00	.00	50,000.00	.0%
01692573 NOT FOR PROFIT-CULTURAL SVCS							
01692573 549730 FEE-WELCOM	300.00	300.00	300.00	300.00	.00	300.00	.0%
TOTAL NOT FOR PROFIT-CULTURA	300.00	300.00	300.00	300.00	.00	300.00	.0%
01693563 MENTAL HEALTH							
01693563 582003 BAKER ACT	32,000.00	32,000.00	32,000.00	32,000.00	.00	32,000.00	.0%
TOTAL MENTAL HEALTH	32,000.00	32,000.00	32,000.00	32,000.00	.00	32,000.00	.0%
01693569 MENTAL, ALCOHOL, & DRUG							
01693569 582002 NC-M/A& DR	197,450.85	196,733.00	196,733.00	196,733.00	.00	197,233.00	.3%
TOTAL MENTAL, ALCOHOL, & DRU	197,450.85	196,733.00	196,733.00	196,733.00	.00	197,233.00	.3%
01711571 LIBRARIES							
01711571 512000 REG SALARY	301,181.55	302,229.00	299,635.00	296,630.16	.00	320,466.00	6.0%
01711571 514001 HIRMA OT-EMERGEN	.00	.00	.00	32.33	.00	.00	.0%
01711571 514001 HMATT OT-EMERGEN	.00	.00	217.00	216.82	.00	.00	.0%
01711571 521010 FICA TAXES	18,414.58	18,738.00	18,738.00	18,165.54	.00	19,869.00	6.0%
01711571 521010 HIRMA FICA TAXES	.00	.00	.00	2.00	.00	.00	.0%
01711571 521010 HMATT FICA TAXES	.00	.00	14.00	13.08	.00	.00	.0%
01711571 521020 MEDICARE T	4,306.52	4,382.00	4,382.00	4,248.23	.00	4,647.00	6.0%
01711571 521020 HIRMA MEDICARE T	.00	.00	.00	.46	.00	.00	.0%
01711571 521020 HMATT MEDICARE T	.00	.00	4.00	3.06	.00	.00	.0%
01711571 522000 RETIREMENT	22,105.56	22,728.00	22,728.00	22,616.39	.00	25,381.00	11.7%
01711571 522000 HIRMA RETIREMENT	.00	.00	.00	2.56	.00	.00	.0%
01711571 522000 HMATT RETIREMENT	.00	.00	17.00	16.30	.00	.00	.0%
01711571 523010 L & H INS	28,624.80	28,156.00	27,207.00	21,702.72	.00	25,074.00	-10.9%
01711571 524010 WKRS COMP	484.53	695.00	670.00	364.37	.00	683.00	-1.7%
01711571 531035 DRUG TEST	.00	.00	25.00	25.00	.00	.00	.0%
01711571 540000 TRAV&PDIEM	798.77	748.00	1,648.00	1,504.11	.00	702.00	-6.1%
01711571 541000 COMMUNICAT	38.85	105.00	140.00	98.64	.00	50.00	-52.4%
01711571 541040 COM-COMPUT	13,774.08	13,311.00	13,311.00	12,092.02	.00	15,217.00	14.3%
01711571 542000 FREIG/POST	750.89	700.00	700.00	603.30	.00	752.00	7.4%
01711571 544000 RENT&LEASE	2,367.24	2,376.00	2,341.00	2,275.32	.00	2,092.00	-12.0%
01711571 545000 INSURANCE	352.00	700.00	700.00	182.03	.00	575.00	-17.9%
01711571 546000 RPR&MAINT	2,145.52	1,680.00	2,056.00	1,400.00	.00	1,764.00	5.0%
01711571 546020 MAIN SVC C	19,866.10	21,762.00	21,762.00	20,545.43	.00	21,522.00	-1.1%
01711571 546040 R&M-TRUCK	1,594.52	1,300.00	550.00	44.46	.00	1,300.00	.0%
01711571 547000 PRINTING &	1,309.31	1,800.00	1,998.00	1,994.73	.00	1,712.00	-4.9%

10/06/2017 18:40
6235cwoo

BOARD OF COMMISSIONERS
NEXT YEAR / CURRENT YEAR BUDGET ANALYSIS

P 31
bgnyrpts

PROJECTION: 20181 2017/2018 BUDGET

FOR PERIOD 99

ACCOUNTS FOR:

GENERAL FUND			2016 ACTUAL	2017 ORIG BUD	2017 REVISED BUD	2017 ACTUAL	2017 PROJECTION	2018 RECOMMENED	PCT CHANGE
01711571	549000	OTHER CURR	17,315.26	17,613.00	18,813.00	18,085.82	.00	17,489.00	- .7%
01711571	549002	ADVERTISIN	2,848.00	.00	.00	.00	.00	.00	.0%
01711571	549081	BACKGROUND	16.00	.00	16.00	16.00	.00	.00	.0%
01711571	551000	OFFICE SUP	188.23	500.00	500.00	334.44	.00	500.00	.0%
01711571	552000	MISCELLANE	4,759.52	10,780.00	9,632.00	6,832.03	.00	10,750.00	- .3%
01711571	552020	GAS, OIL &	2,333.66	3,790.00	2,158.00	2,118.01	.00	3,155.00	-16.8%
01711571	552640	EQUIPMENT	328.42	.00	582.00	581.39	.00	.00	.0%
01711571	554000	DUES/SUBSC	1,000.00	1,000.00	1,000.00	1,000.00	.00	1,500.00	50.0%
01711571	554005	SUBSCRIPT	9,463.45	.00	2,880.00	880.00	.00	2,000.00	.0%
01711571	555000	TRAINING	449.00	195.00	245.00	188.50	.00	640.00	228.2%
01711571	564000	ITLIB EQUIPMENT	.00	.00	.00	.00	.00	7,000.00	.0%
01711571	564001	FRP EQ\$5000 OG	.00	.00	.00	.00	.00	23,500.00	.0%
01711571	564001	ITLIB EQ\$5000 OG	.00	25,000.00	.00	.00	.00	.00	-100.0%
01711571	566100	BOOKS &MAT	93,751.74	106,575.00	108,368.00	104,843.35	.00	118,233.00	10.9%
TOTAL LIBRARIES			550,568.10	586,863.00	563,037.00	539,658.60	.00	626,573.00	6.8%
01712571	FERNANDINA BEACH BRANCH								
01712571	512000	REG SALARY	151,291.79	176,397.00	163,330.00	158,876.09	.00	189,644.00	7.5%
01712571	512001	HMATT SAL-EMERG	.00	.00	65.00	64.68	.00	.00	.0%
01712571	514000	OVERTIME	48.09	.00	.00	.00	.00	.00	.0%
01712571	514001	HMATT OT-EMERGEN	.00	.00	204.00	203.92	.00	.00	.0%
01712571	521010	FICA TAXES	9,163.31	10,937.00	10,937.00	9,615.15	.00	11,758.00	7.5%
01712571	521010	HMATT FICA TAXES	.00	.00	17.00	16.58	.00	.00	.0%
01712571	521020	MEDICARE T	2,143.17	2,558.00	2,558.00	2,248.63	.00	2,750.00	7.5%
01712571	521020	HMATT MEDICARE T	.00	.00	4.00	3.88	.00	.00	.0%
01712571	522000	RETIREMENT	11,715.85	13,265.00	15,899.00	15,761.31	.00	15,020.00	13.2%
01712571	522000	HMATT RETIREMENT	.00	.00	21.00	20.20	.00	.00	.0%
01712571	523010	L & H INS	14,312.40	14,078.00	14,078.00	14,664.00	.00	16,716.00	18.7%
01712571	524010	WKRS COMP	247.49	406.00	406.00	220.80	.00	436.00	7.4%
01712571	531035	DRUG TEST	25.00	.00	.00	.00	.00	.00	.0%
01712571	534000	OT CONT SV	415.50	480.00	480.00	480.00	.00	480.00	.0%
01712571	540000	TRAVEL & P	24.96	30.00	130.00	97.42	.00	40.00	33.3%
01712571	541000	COMMUNICAT	500.22	643.00	643.00	460.77	.00	1,920.00	198.6%
01712571	541040	COM-COMPUT	5,909.72	6,693.00	6,317.00	3,713.35	.00	2,700.00	-59.7%
01712571	542000	PASS FREIG/POST	2,301.60	2,500.00	2,500.00	2,527.50	.00	2,800.00	12.0%
01712571	543000	UTILITY SV	34,439.08	41,286.00	41,286.00	48,475.74	.00	43,806.00	6.1%
01712571	544000	RENTALS/LE	11.88	12.00	12.00	10.89	.00	12.00	.0%
01712571	545000	INSURANCE	4,577.44	7,600.00	7,600.00	3,887.64	.00	6,600.00	-13.2%
01712571	546000	REPAIRS &	1,357.70	1,317.00	2,192.00	1,956.21	.00	968.00	-26.5%
01712571	546020	MAIN SVC C	.00	1,097.00	92.00	.00	.00	600.00	-45.3%
01712571	547000	PRINTING &	.00	.00	.00	.00	.00	150.00	.0%
01712571	549000	OTHER CURR	131.37	120.00	140.00	142.16	.00	135.00	12.5%
01712571	549002	ADVERTISIN	.00	.00	190.00	25.20	.00	.00	.0%

10/06/2017 18:40
6235cwoo

BOARD OF COMMISSIONERS
NEXT YEAR / CURRENT YEAR BUDGET ANALYSIS

P 32
bgnyrpts

PROJECTION: 20181 2017/2018 BUDGET

FOR PERIOD 99

ACCOUNTS FOR:

GENERAL FUND	2016 ACTUAL	2017 ORIG BUD	2017 REVISED BUD	2017 ACTUAL	2017 PROJECTION	2018 RECOMMENED	PCT CHANGE
01712571 549004	TEMP SVC	2,537.00	.00	7,722.00	6,257.60	.00	.00%
01712571 549008	CASH SHORT	37.79	.00	2.00	1.70	.00	.00%
01712571 549081	BACKGROUND	52.50	.00	53.00	.00	.00	.00%
01712571 551000	OFFICE SUP	533.32	700.00	700.00	443.05	.00	14.3%
01712571 552000	MISCELLANE	1,940.79	2,000.00	5,102.00	4,612.44	.00	-2.7%
01712571 552000	PASS MISC SUPPL	1,086.41	2,000.00	2,000.00	1,972.88	.00	125.0%
01712571 552030	JANITOR SU	2,356.97	2,000.00	2,652.00	2,579.86	.00	50.0%
01712571 552640	EQUIPMENT	46,069.12	.00	16,837.00	16,836.40	.00	.00%
01712571 552640	ITVEQ EQUIP<\$750	.00	1,723.00	1,476.00	1,475.96	.00	-100.0%
01712571 552640	PASS EQUIP<\$750	462.33	.00	.00	.00	.00	.00%
01712571 554005	SUBSCRIPT	8,119.29	.00	9,448.00	7,390.46	.00	.00%
01712571 555000	TRAINING	449.00	170.00	170.00	130.00	.00	161.8%
01712571 564000	EQUIPMENT	102,228.37	.00	24,083.00	24,082.84	.00	.00%
01712571 564000	SECUR EQUIPMENT	.00	6,909.00	3,989.00	3,988.60	.00	-100.0%
01712571 564001	EQ\$5000 OG	1,167.74	.00	.00	.00	.00	.00%
01712571 564001	ROUTR EQ\$5000 OG	.00	6,325.00	6,325.00	.00	.00	-100.0%
01712571 566100	BOOKS &MAT	8,008.79	.00	19,010.00	18,752.20	.00	.00%
TOTAL FERNANDINA BEACH BRANC		413,665.99	301,246.00	368,670.00	351,996.11	.00	2.9%
01713571	CALLAHAN BRANCH						
01713571 512000	REG SALARY	48,549.02	66,459.00	66,459.00	61,083.25	.00	30.7%
01713571 512001	HMATT SAL-EMERG	.00	.00	68.00	67.29	.00	.00%
01713571 514001	HIRMA OT-EMERGEN	.00	.00	.00	17.74	.00	.00%
01713571 521010	FICA TAXES	2,859.57	4,120.00	4,120.00	3,740.09	.00	30.7%
01713571 521010	HIRMA FICA TAXES	.00	.00	.00	1.08	.00	.00%
01713571 521010	HMATT FICA TAXES	.00	.00	4.00	3.97	.00	.00%
01713571 521020	MEDICARE T	668.72	964.00	964.00	874.76	.00	30.7%
01713571 521020	HIRMA MEDICARE T	.00	.00	.00	.25	.00	.00%
01713571 521020	HMATT MEDICARE T	.00	.00	.00	.93	.00	.00%
01713571 522000	RETIREMENT	3,577.00	4,998.00	4,998.00	4,659.68	.00	37.7%
01713571 522000	HIRMA RETIREMENT	.00	.00	.00	1.40	.00	.00%
01713571 522000	HMATT RETIREMENT	.00	.00	6.00	5.06	.00	.00%
01713571 523010	L & H INS	9,241.20	14,078.00	14,078.00	13,429.86	.00	21.3%
01713571 524010	WKRS COMP	108.40	153.00	153.00	83.21	.00	30.7%
01713571 534000	OT CONT SV	222.00	222.00	222.00	222.00	.00	.00%
01713571 540000	TRAVEL & P	8.63	40.00	110.00	108.01	.00	50.0%
01713571 541000	COMMUNICAT	945.69	1,039.00	1,261.00	1,242.29	.00	15.5%
01713571 541040	COM-COMPUT	4,749.53	4,879.00	6,187.00	5,817.89	.00	41.4%
01713571 543000	UTILITY SV	6,925.36	7,846.00	7,846.00	6,514.13	.00	2.8%
01713571 544000	RENTALS/LE	69,629.52	71,336.00	71,336.00	71,334.06	.00	5.8%
01713571 545000	INSURANCE	567.90	900.00	900.00	533.63	.00	-16.7%
01713571 546000	REPAIRS &	728.58	1,014.00	1,313.00	1,012.11	.00	626.2%
01713571 546020	MAIN SVC C	400.00	400.00	400.00	400.00	.00	.00%

10/06/2017 18:40
6235cwoo

BOARD OF COMMISSIONERS
NEXT YEAR / CURRENT YEAR BUDGET ANALYSIS

P 33
bgnyrpts

PROJECTION: 20181 2017/2018 BUDGET

FOR PERIOD 99

ACCOUNTS FOR:

GENERAL FUND	2016 ACTUAL	2017 ORIG BUD	2017 REVISED BUD	2017 ACTUAL	2017 PROJECTION	2018 RECOMMENED	PCT CHANGE
01713571 547000 PRINTING &	.00	.00	.00	.00	.00	150.00	.0%
01713571 549000 OTHER CURR	40.40	30.00	90.00	93.12	.00	30.00	.0%
01713571 549002 ADVERTISIN	990.64	.00	.00	.00	.00	.00	.0%
01713571 549004 TEMP SVC	13,610.57	.00	7,501.00	5,007.25	.00	.00	.0%
01713571 549008 CASH SHORT	14.79	.00	.00	2.80	.00	.00	.0%
01713571 549081 BACKGROUND	189.50	.00	.00	.00	.00	.00	.0%
01713571 551000 OFFICE SUP	284.54	350.00	320.00	90.96	.00	400.00	14.3%
01713571 552000 MISCELLANE	1,128.96	1,756.00	4,682.00	4,272.36	.00	1,828.00	4.1%
01713571 552030 JANITOR SU	171.19	800.00	800.00	397.71	.00	800.00	.0%
01713571 552640 EQUIPMENT	.00	.00	288.00	287.55	.00	.00	.0%
01713571 552640 ITVEQ EQUIP<\$750	.00	1,723.00	1,580.00	1,475.96	.00	.00	-100.0%
01713571 555000 TRAINING	.00	195.00	195.00	162.50	.00	195.00	.0%
01713571 564000 SECUR EQUIPMENT	.00	5,182.00	2,992.00	2,991.45	.00	.00	-100.0%
01713571 564001 ROUTR EQ\$5000 OG	.00	6,325.00	6,325.00	.00	.00	.00	-100.0%
01713571 564001 SECUR EQ\$5000 OG	.00	16,025.00	13,596.00	13,595.57	.00	.00	-100.0%
01713571 566100 BOOKS &MAT	174.94	.00	120.00	107.92	.00	.00	.0%
TOTAL CALLAHAN BRANCH	165,786.65	210,834.00	218,914.00	199,637.84	.00	221,492.00	5.1%
01714571 HILLIARD BRANCH							
01714571 512000 REG SALARY	75,919.05	78,037.00	57,692.00	63,771.36	.00	76,133.00	-2.4%
01714571 514001 HIRMA OT-EMERGEN	.00	.00	.00	18.19	.00	.00	.0%
01714571 514001 HMATT OT-EMERGEN	.00	.00	142.00	141.94	.00	.00	.0%
01714571 521010 FICA TAXES	4,669.92	4,838.00	4,021.00	3,828.88	.00	4,720.00	-2.4%
01714571 521010 HIRMA FICA TAXES	.00	.00	.00	1.10	.00	.00	.0%
01714571 521010 HMATT FICA TAXES	.00	.00	9.00	8.60	.00	.00	.0%
01714571 521020 MEDICARE T	1,092.29	1,132.00	941.00	895.33	.00	1,104.00	-2.5%
01714571 521020 HIRMA MEDICARE T	.00	.00	.00	.26	.00	.00	.0%
01714571 521020 HMATT MEDICARE T	.00	.00	3.00	2.01	.00	.00	.0%
01714571 522000 RETIREMENT	5,568.51	5,868.00	4,946.00	4,868.67	.00	6,030.00	2.8%
01714571 522000 HIRMA RETIREMENT	.00	.00	.00	1.44	.00	.00	.0%
01714571 522000 HMATT RETIREMENT	.00	.00	11.00	10.67	.00	.00	.0%
01714571 523010 L & H INS	13,917.95	14,078.00	14,078.00	14,062.92	.00	17,075.00	21.3%
01714571 524010 WKRS COMP	126.04	179.00	138.00	75.05	.00	175.00	-2.2%
01714571 534000 OT CONT SV	415.50	480.00	480.00	480.00	.00	504.00	5.0%
01714571 540000 TRAVEL & P	80.78	80.00	80.00	38.34	.00	80.00	.0%
01714571 541000 COMMUNICAT	1,534.29	1,909.00	1,909.00	1,400.50	.00	1,200.00	-37.1%
01714571 541040 COM-COMPUT	7,027.59	7,304.00	7,624.00	7,083.59	.00	6,900.00	-5.5%
01714571 543000 UTILITY SV	12,091.56	14,634.00	14,634.00	11,266.28	.00	14,591.00	-3.3%
01714571 545000 INSURANCE	3,167.60	5,200.00	5,045.00	2,910.24	.00	4,800.00	-7.7%
01714571 546000 REPAIRS &	1,324.40	1,024.00	1,293.00	1,285.58	.00	7,814.00	663.1%
01714571 546020 MAIN SVC C	410.00	200.00	200.00	200.00	.00	210.00	5.0%
01714571 546030 R&M-BLDGS	599.17	800.00	2,530.00	2,509.08	.00	2,000.00	150.0%
01714571 546030 DUCT R&M-BLDGS	.00	3,165.00	3,165.00	2,589.00	.00	.00	-100.0%

10/06/2017 18:40
6235cwoo

BOARD OF COMMISSIONERS
NEXT YEAR / CURRENT YEAR BUDGET ANALYSIS

P 34
bgnyrpts

PROJECTION: 20181 2017/2018 BUDGET

FOR PERIOD 99

ACCOUNTS FOR:

GENERAL FUND	2016 ACTUAL	2017 ORIG BUD	2017 REVISED BUD	2017 ACTUAL	2017 PROJECTION	2018 RECOMMENED	PCT CHANGE
01714571 547000 PRINTING &	.00	.00	.00	.00	.00	150.00	.0%
01714571 549000 OTHER CURR	512.82	165.00	1,640.00	890.83	.00	183.00	10.9%
01714571 549002 ADVERTISIN	187.40	.00	.00	.00	.00	.00	.0%
01714571 549004 TEMP SVC	590.00	.00	3,740.00	3,739.13	.00	.00	.0%
01714571 549081 BACKGROUND	.00	.00	53.00	52.50	.00	.00	.0%
01714571 551000 OFFICE SUP	144.94	300.00	107.00	57.56	.00	200.00	-33.3%
01714571 552000 MISCELLANE	1,053.96	1,500.00	5,668.00	5,528.66	.00	1,500.00	.0%
01714571 552030 JANITOR SU	219.35	850.00	684.00	640.04	.00	1,000.00	17.6%
01714571 552640 EQUIPMENT	1,209.39	.00	123.00	122.55	.00	.00	.0%
01714571 552640 ITVEQ EQUIP<\$750	.00	1,723.00	1,723.00	1,475.96	.00	.00	-100.0%
01714571 554005 SUBSCRIPT	1,792.60	.00	1,150.00	625.31	.00	.00	.0%
01714571 555000 TRAINING	25.00	195.00	145.00	35.00	.00	195.00	.0%
01714571 564000 SECUR EQUIPMENT	.00	6,909.00	3,989.00	3,988.60	.00	.00	-100.0%
01714571 564001 ROUTR EQ\$5000 OG	.00	6,325.00	6,325.00	.00	.00	.00	-100.0%
01714571 564001 SECUR EQ\$5000 OG	.00	16,025.00	15,175.00	13,595.57	.00	.00	-100.0%
01714571 566100 BOOKS &MAT	4,931.71	.00	5,200.00	5,149.66	.00	.00	.0%
TOTAL HILLIARD BRANCH	138,611.82	172,920.00	164,663.00	153,350.40	.00	146,564.00	-15.2%
01715571 BRYCEVILLE BRANCH							
01715571 512000 REG SALARY	36,212.24	37,137.00	36,637.00	36,131.88	.00	37,314.00	.5%
01715571 512001 HMATT SAL-EMERG	.00	.00	137.00	136.68	.00	.00	.0%
01715571 514001 HIRMA OT-EMERGEN	.00	.00	.00	17.51	.00	.00	.0%
01715571 514001 HMATT OT-EMERGEN	.00	.00	120.00	119.60	.00	.00	.0%
01715571 521010 FICA TAXES	2,192.36	2,302.00	2,302.00	2,129.88	.00	2,313.00	.5%
01715571 521010 HIRMA FICA TAXES	.00	.00	.00	1.03	.00	.00	.0%
01715571 521010 HMATT FICA TAXES	.00	.00	16.00	15.05	.00	.00	.0%
01715571 521020 MEDICARE T	512.70	538.00	1,673.00	498.11	.00	541.00	.6%
01715571 521020 HIRMA MEDICARE T	.00	.00	.00	.24	.00	.00	.0%
01715571 521020 HMATT MEDICARE T	.00	.00	4.00	3.52	.00	.00	.0%
01715571 522000 RETIREMENT	2,658.17	2,793.00	2,758.00	2,756.28	.00	2,955.00	5.8%
01715571 522000 HIRMA RETIREMENT	.00	.00	.00	1.39	.00	.00	.0%
01715571 522000 HMATT RETIREMENT	.00	.00	20.00	19.27	.00	.00	.0%
01715571 523010 L & H INS	6,879.12	7,039.00	7,039.00	7,088.72	.00	8,358.00	18.7%
01715571 524010 WKRS COMP	59.42	85.00	118.00	64.17	.00	86.00	1.2%
01715571 534000 OT CONT SV	222.00	222.00	222.00	222.00	.00	233.00	5.0%
01715571 540000 TRAVEL & P	.00	20.00	38.00	14.04	.00	30.00	50.0%
01715571 541000 COMMUNICAT	1,473.47	1,575.00	1,933.00	1,642.14	.00	2,457.00	56.0%
01715571 541040 COM-COMPUT	10,149.71	11,266.00	11,266.00	10,799.04	.00	11,270.00	.0%
01715571 543000 UTILITY SV	730.13	786.00	786.00	598.13	.00	815.00	3.7%
01715571 545000 INSURANCE	1,167.73	1,300.00	1,137.00	1,122.63	.00	1,300.00	.0%
01715571 546000 REPAIRS &	707.79	774.00	774.00	762.86	.00	860.00	11.1%
01715571 546030 DUCT R&M-BLDGS	.00	990.00	990.00	824.50	.00	.00	-100.0%
01715571 549000 OTHER CURR	2.77	15.00	15.00	4.95	.00	20.00	33.3%

10/06/2017 18:40
6235cwoo

BOARD OF COMMISSIONERS
NEXT YEAR / CURRENT YEAR BUDGET ANALYSIS

P 35
bgnyrpts

PROJECTION: 20181 2017/2018 BUDGET

FOR PERIOD 99

ACCOUNTS FOR:

GENERAL FUND	2016 ACTUAL	2017 ORIG BUD	2017 REVISED BUD	2017 ACTUAL	2017 PROJECTION	2018 RECOMMENED	PCT CHANGE
01715571 551000 OFFICE SUP	39.26	200.00	200.00	28.78	.00	200.00	.0%
01715571 552000 MISCELLANE	620.04	600.00	566.00	308.56	.00	600.00	.0%
01715571 552640 EQUIPMENT	.00	.00	323.00	122.55	.00	.00	.0%
01715571 552640 ITVEQ EQUIP<\$750	.00	431.00	431.00	368.99	.00	.00	-100.0%
01715571 554005 SUBSCRIPT	303.79	.00	.00	.00	.00	.00	.0%
01715571 555000 TRAINING	.00	195.00	.00	.00	.00	.00	-100.0%
TOTAL BRYCEVILLE BRANCH	63,930.70	68,268.00	69,505.00	65,802.50	.00	69,352.00	1.6%
01716571 YULEE BRANCH							
01716571 512000 REG SALARY	35,470.76	36,205.00	49,417.00	49,227.54	.00	50,458.00	39.4%
01716571 512001 HIRMA SAL-EMERG	.00	.00	.00	23.67	.00	.00	.0%
01716571 512001 HMATT SAL-EMERG	.00	.00	83.00	82.83	.00	.00	.0%
01716571 521010 FICA TAXES	1,958.28	2,245.00	3,062.00	2,993.00	.00	3,128.00	39.3%
01716571 521010 HIRMA FICA TAXES	.00	.00	.00	1.44	.00	.00	.0%
01716571 521010 HMATT FICA TAXES	.00	.00	6.00	5.04	.00	.00	.0%
01716571 521020 MEDICARE T	457.96	525.00	716.00	700.04	.00	732.00	39.4%
01716571 521020 HIRMA MEDICARE T	.00	.00	.00	.34	.00	.00	.0%
01716571 521020 HMATT MEDICARE T	.00	.00	2.00	1.18	.00	.00	.0%
01716571 522000 RETIREMENT	2,603.57	2,723.00	3,645.00	3,754.88	.00	3,996.00	46.7%
01716571 522000 HIRMA RETIREMENT	.00	.00	.00	1.87	.00	.00	.0%
01716571 522000 HMATT RETIREMENT	.00	.00	7.00	6.23	.00	.00	.0%
01716571 523010 L & H INS	8,357.45	7,039.00	7,039.00	7,560.76	.00	8,717.00	23.8%
01716571 524010 WKRS COMP	56.16	83.00	124.00	67.43	.00	116.00	39.8%
01716571 540000 TRAVEL & P	.00	20.00	20.00	16.53	.00	35.00	75.0%
01716571 541000 COMMUNICAT	.00	.00	.00	.00	.00	1,200.00	.0%
01716571 541040 COM-COMPUT	.00	12,924.00	10,734.00	3,600.16	.00	7,980.00	-38.3%
01716571 545000 INSURANCE	283.95	500.00	500.00	269.66	.00	450.00	-10.0%
01716571 546000 REPAIRS &	.00	724.00	724.00	.00	.00	760.00	5.0%
01716571 547000 PRINTING &	.00	.00	.00	.00	.00	150.00	.0%
01716571 549000 OTHER CURR	7.35	25.00	175.00	160.56	.00	35.00	40.0%
01716571 549008 CASH SHORT	.45	.00	.00	.00	.00	.00	.0%
01716571 551000 OFFICE SUP	57.56	150.00	150.00	105.94	.00	150.00	.0%
01716571 552000 MISCELLANE	727.48	650.00	634.00	548.45	.00	1,000.00	53.8%
01716571 552640 EQUIPMENT	194.21	.00	100.00	99.99	.00	.00	.0%
01716571 552640 ITVEQ EQUIP<\$750	.00	.00	530.00	.00	.00	.00	.0%
01716571 554000 DUES/SUBSC	.00	70.00	10.00	.00	.00	90.00	28.6%
01716571 554005 SUBSCRIPT	30.00	.00	.00	.00	.00	.00	.0%
01716571 555000 TRAINING	.00	.00	.00	.00	.00	195.00	.0%
01716571 566100 BOOKS &MAT	.00	.00	10.00	.00	.00	.00	.0%
TOTAL YULEE BRANCH	50,205.18	63,883.00	77,688.00	69,227.54	.00	79,192.00	24.0%
01717572 AM BCH HISTORIC PARK							
01717572 546000 RPR&MAINT	.00	9,000.00	.00	.00	.00	.00	-100.0%

10/06/2017 18:40
6235cwo

BOARD OF COMMISSIONERS
NEXT YEAR / CURRENT YEAR BUDGET ANALYSIS

P 36
bgnyrpts

PROJECTION: 20181 2017/2018 BUDGET

FOR PERIOD 99

ACCOUNTS FOR:

GENERAL FUND	2016 ACTUAL	2017 ORIG BUD	2017 REVISED BUD	2017 ACTUAL	2017 PROJECTION	2018 RECOMMENED	PCT CHANGE
TOTAL AM BCH HISTORIC PARK	.00	9,000.00	.00	.00	.00	.00	-100.0%
01999599 RESERVES							
01999599 599001 RES CONTIN	.00	1,364,062.00	.00	.00	.00	1,573,496.00	15.4%
01999599 599001 SHERF RES CONTIN	.00	30,000.00	30,000.00	.00	.00	30,000.00	.0%
01999599 599001 SOE RES CONTIN	.00	5,000.00	5,000.00	.00	.00	5,000.00	.0%
01999599 599006 FRP RE-REPL EQ	.00	269,300.00	269,300.00	.00	.00	201,500.00	-25.2%
01999599 599083 RES-CAP PL	.00	361,958.00	904,160.00	.00	.00	.00	-100.0%
01999599 599083 NEPKR RES-CAP PL	.00	56,360.00	56,360.00	.00	.00	.00	-100.0%
01999599 599085 SHERF LE MEMORIA	.00	25,000.00	.00	.00	.00	.00	-100.0%
01999599 599086 SHERF PS TRAIN C	.00	282,071.00	.00	.00	.00	.00	-100.0%
01999599 599087 NEFL FAIR	.00	50,000.00	50,000.00	.00	.00	50,000.00	.0%
01999599 599100 BRYLF RES-SOLID	.00	134,206.00	134,278.00	.00	.00	.00	-100.0%
01999599 599100 LFCLF RES-SOLID	.00	167,458.00	167,552.00	.00	.00	176,000.00	5.1%
01999599 599100 WNL1 RES-SOLID	.00	21,120.00	21,134.00	.00	.00	24,720.00	17.0%
01999599 599100 WNL2 RES-SOLID	.00	570,800.00	571,156.00	.00	.00	600,000.00	5.1%
01999599 599999 RESV-MFB	.00	8,563,928.00	8,429,626.00	.00	.00	8,429,626.00	-1.6%
TOTAL RESERVES	.00	11,901,263.00	10,638,566.00	.00	.00	11,090,342.00	-6.8%
TOTAL GENERAL FUND	49,053,889.80	69,853,604.00	74,638,368.00	59,228,524.17	.00	76,281,670.00	9.2%

10/06/2017 18:40
6235cwoo

BOARD OF COMMISSIONERS
NEXT YEAR / CURRENT YEAR BUDGET ANALYSIS

P 37
bgnyrpts

PROJECTION: 20181 2017/2018 BUDGET

FOR PERIOD 99

ACCOUNTS FOR:

CNTY TRANSPORTATION FUND	2016 ACTUAL	2017 ORIG BUD	2017 REVISED BUD	2017 ACTUAL	2017 PROJECTION	2018 RECOMMENED	PCT CHANGE
03005541 ENGINEERING SERVICES GRANTS							
03005541 512000 BSBPT REG SALARY	301.82	9,459.00	9,706.00	356.32	.00	20,467.00	116.4%
03005541 521010 BSBPT FICA TAXES	18.71	586.00	586.00	22.09	.00	1,269.00	116.6%
03005541 521020 BSBPT MEDICARE T	4.38	137.00	137.00	5.17	.00	297.00	116.8%
03005541 522000 BSBPT RETIREMENT	22.69	711.00	711.00	26.80	.00	1,621.00	128.0%
03005541 523010 BSBPT L & H INS	22.28	784.00	784.00	28.76	.00	1,944.00	148.0%
03005541 524010 BSBPT WKRS COMP	10.37	196.00	196.00	107.96	.00	423.00	115.8%
TOTAL ENGINEERING SERVICES G	380.25	11,873.00	12,120.00	547.10	.00	26,021.00	119.2%
03051582 TAX COLLECTOR-TRANS OUT							
03051582 591910 TAXCO TC COMMISS	76,905.68	82,428.00	82,246.00	81,002.35	.00	89,094.00	8.1%
TOTAL TAX COLLECTOR-TRANS OU	76,905.68	82,428.00	82,246.00	81,002.35	.00	89,094.00	8.1%
03099581 TRANSFER OUT							
03099581 591630 ANDRR TO-CP-TRAN	195,000.00	.00	.00	.00	.00	.00	.0%
03099581 591630 CLS5 TO-CP-TRAN	.00	635,900.00	635,900.00	635,900.00	.00	.00	-100.0%
03099581 591630 CRAW2 TO-CP-TRAN	453,534.00	200,000.00	200,000.00	200,000.00	.00	.00	-100.0%
03099581 591630 GRAIL TO-CP-TRAN	123,000.00	.00	.00	.00	.00	.00	.0%
03099581 591630 L&O TO-CP-TRAN	.00	1,500,000.00	1,500,000.00	1,500,000.00	.00	2,000,000.00	33.3%
03099581 591630 MGRR TO-CP-TRAN	320,000.00	.00	.00	.00	.00	.00	.0%
03099581 591630 PDCII TO-CP-TRAN	305,144.00	.00	.00	.00	.00	.00	.0%
03099581 591630 PDWID TO-CP-TRAN	780,000.00	.00	.00	.00	.00	.00	.0%
03099581 591630 S14SR TO-CP-TRAN	.00	110,000.00	110,000.00	110,000.00	.00	.00	-100.0%
03099581 591630 THCKR TO-CP-TRAN	225,000.00	.00	.00	.00	.00	.00	.0%
03099581 5916E0 DSAP1 TO-ENCPA	89.37	254.00	436.00	435.81	.00	3,000.00	1081.1%
TOTAL TRANSFER OUT	2,401,767.37	2,446,154.00	2,446,336.00	2,446,335.81	.00	2,003,000.00	-18.1%
03400541 PROJECT ADMINSTRATION							
03400541 512000 REG SALARY	200,713.93	206,027.00	206,027.00	205,015.16	.00	258,035.00	25.2%
03400541 512001 HIRMA SAL-EMERG	.00	.00	.00	2,451.27	.00	.00	.0%
03400541 512001 HMATT SAL-EMERG	.00	.00	1,378.00	1,377.89	.00	.00	.0%
03400541 514000 OVERTIME	1,171.23	5,000.00	5,000.00	528.05	.00	5,000.00	.0%
03400541 514001 HIRMA OT-EMERGEN	.00	.00	.00	5,896.84	.00	.00	.0%
03400541 514001 HMATT OT-EMERGEN	.00	.00	1,491.00	1,490.14	.00	.00	.0%
03400541 521010 FICA TAXES	12,292.40	13,084.00	13,084.00	12,301.43	.00	16,308.00	24.6%
03400541 521010 HIRMA FICA TAXES	.00	.00	.00	508.78	.00	.00	.0%
03400541 521010 HMATT FICA TAXES	.00	.00	173.00	172.75	.00	.00	.0%
03400541 521020 MEDICARE T	2,882.07	3,060.00	3,060.00	2,878.30	.00	3,814.00	24.6%
03400541 521020 HIRMA MEDICARE T	.00	.00	.00	118.99	.00	.00	.0%

10/06/2017 18:40
6235cwoo

BOARD OF COMMISSIONERS
NEXT YEAR / CURRENT YEAR BUDGET ANALYSIS

P 38
bgnyrpts

PROJECTION: 20181 2017/2018 BUDGET

FOR PERIOD 99

ACCOUNTS FOR:

CNTY TRANSPORTATION FUND	2016 ACTUAL	2017 ORIG BUD	2017 REVISED BUD	2017 ACTUAL	2017 PROJECTION	2018 RECOMMENED	PCT CHANGE
03400541 521020 HMATT MEDICARE T	.00	.00	41.00	40.40	.00	.00	.0%
03400541 522000 RETIREMENT	17,106.02	18,230.00	18,230.00	18,015.86	.00	20,502.00	12.5%
03400541 522000 HIRMA RETIREMENT	.00	.00	.00	661.17	.00	.00	.0%
03400541 522000 HMATT RETIREMENT	.00	.00	216.00	215.69	.00	.00	.0%
03400541 523010 L & H INS	27,532.58	30,487.00	30,487.00	29,168.36	.00	42,122.00	38.2%
03400541 523010 HIRMA L & H INS	.00	.00	.00	-14.05	.00	.00	.0%
03400541 524010 WKRS COMP	3,674.50	6,243.00	6,243.00	3,395.19	.00	593.00	-90.5%
03400541 534000 CONTRACT S	.00	108.00	108.00	7.20	.00	108.00	.0%
03400541 540000 TRAVEL & P	332.00	2,417.00	2,417.00	346.48	.00	1,316.00	-45.6%
03400541 541000 COMMUNICAT	10,118.97	12,584.00	8,469.00	6,709.57	.00	7,000.00	-44.4%
03400541 541040 COM-COMPUT	154.62	424.00	4,539.00	4,239.76	.00	424.00	.0%
03400541 542000 FREIG/POST	76.65	300.00	300.00	253.45	.00	300.00	.0%
03400541 543000 UTILITY SE	9,492.35	13,000.00	13,000.00	9,404.70	.00	13,000.00	.0%
03400541 544000 RENTALS/LE	2,267.42	2,328.00	2,328.00	2,265.95	.00	2,328.00	.0%
03400541 544030 RENT-CULLI	910.08	912.00	912.00	904.14	.00	912.00	.0%
03400541 545000 INSURANCE	1,536.51	2,125.00	2,125.00	1,266.44	.00	2,125.00	.0%
03400541 546000 REPAIRS &	.00	100.00	100.00	.00	.00	100.00	.0%
03400541 546020 MAIN SVC C	2,746.81	3,123.00	3,123.00	1,222.76	.00	3,929.00	25.8%
03400541 546520 RR MAINTEN	94,183.26	150,250.00	166,768.00	53,206.85	.00	150,250.00	.0%
03400541 547000 PRINT&BIND	290.00	300.00	300.00	55.00	.00	300.00	.0%
03400541 549000 OTHER CURR	144.00	1,000.00	2,200.00	1,700.00	.00	1,000.00	.0%
03400541 549002 ADVERTISIN	.00	500.00	1,000.00	.00	.00	500.00	.0%
03400541 549081 BACKGROUND	8.00	111.00	111.00	8.00	.00	111.00	.0%
03400541 551000 OFFICE SUP	2,973.06	3,000.00	3,000.00	1,448.01	.00	3,000.00	.0%
03400541 552000 MISCELLANE	4.28	500.00	500.00	44.58	.00	500.00	.0%
03400541 552020 GAS, OIL &	1,448.27	3,000.00	3,000.00	1,634.95	.00	3,000.00	.0%
03400541 552030 JANITORIAL	2,338.25	3,000.00	3,000.00	1,840.58	.00	3,000.00	.0%
03400541 552640 EQUIPMENT	61.80	500.00	500.00	.00	.00	500.00	.0%
03400541 552646 SOFTWARE	.00	.00	1,763.00	1,762.50	.00	.00	.0%
03400541 554000 DUES/SUBSC	16,290.99	16,315.00	16,315.00	16,260.49	.00	15,976.00	-2.1%
03400541 554004 DUES/M MPO	18,830.00	24,000.00	24,000.00	19,116.00	.00	24,000.00	.0%
03400541 555000 TRAINING	3,445.00	16,781.00	19,611.00	12,995.00	.00	22,700.00	35.3%
TOTAL PROJECT ADMINSTRATION	433,025.05	538,809.00	564,919.00	420,914.63	.00	602,753.00	11.9%
03402541 DRAINAGE							
03402541 546510 DRAR DRAIN MAIN	.00	69,000.00	69,000.00	.00	.00	69,000.00	.0%
03402541 546510 NOOD DRAIN MAIN	.00	379,500.00	379,500.00	.00	.00	379,500.00	.0%
03402541 546510 SDCR DRAIN MAIN	.00	174,000.00	296,000.00	295,949.00	.00	296,000.00	70.1%
03402541 546510 SLEDR DRAIN MAIN	.00	.00	.00	.00	.00	207,000.00	.0%
03402541 563300 CCCR DRAIN IMPV	.00	220,000.00	120,000.00	119,290.00	.00	.00	-100.0%
03402541 563300 JASMN DRAIN IMPV	30,967.96	.00	.00	.00	.00	.00	.0%
TOTAL DRAINAGE	30,967.96	842,500.00	864,500.00	415,239.00	.00	951,500.00	12.9%
03404541 ROAD MAINTENANCE							
03404541 512000 REG SALARY	1,620,954.18	2,252,893.00	2,159,243.00	1,773,842.25	.00	2,057,218.00	-8.7%

10/06/2017 18:40
6235cwoo

BOARD OF COMMISSIONERS
NEXT YEAR / CURRENT YEAR BUDGET ANALYSIS

P 39
bgnyrpts

PROJECTION: 20181 2017/2018 BUDGET

FOR PERIOD 99

ACCOUNTS FOR:

CNTY	TRANSPORTATION FUND	2016 ACTUAL	2017 ORIG BUD	2017 REVISED BUD	2017 ACTUAL	2017 PROJECTION	2018 RECOMMENED	PCT CHANGE
03404541	512001	HHERM SAL-EMERG	679.33	.00	.00	.00	.00	.0%
03404541	512001	HIRMA SAL-EMERG	.00	.00	.00	4,147.52	.00	.0%
03404541	512001	HMATT SAL-EMERG	.00	.00	2,827.00	2,826.74	.00	.0%
03404541	512002	SAL ON CAL	5,990.00	6,365.00	6,365.00	6,580.00	.00	6,365.00 .0%
03404541	512002	HMATT SAL ON CAL	.00	.00	160.00	160.00	.00	.0%
03404541	514000	OVERTIME	42,413.94	18,800.00	18,800.00	13,269.57	.00	18,800.00 .0%
03404541	514001	HHERM OT-EMERGEN	140.20	.00	.00	.00	.00	.0%
03404541	514001	HIRMA OT-EMERGEN	.00	.00	.00	91,148.56	.00	.0%
03404541	514001	HMATT OT-EMERGEN	.00	.00	20,688.00	20,687.59	.00	.0%
03404541	521010	FICA TAXES	98,112.21	141,240.00	141,240.00	106,522.09	.00	129,108.00 -8.6%
03404541	521010	HHERM FICA TAXES	48.46	.00	.00	.00	.00	.0%
03404541	521010	HIRMA FICA TAXES	.00	.00	.00	5,818.58	.00	.0%
03404541	521010	HMATT FICA TAXES	.00	.00	1,427.00	1,426.39	.00	.0%
03404541	521020	MEDICARE T	22,946.14	33,032.00	33,032.00	24,912.74	.00	30,195.00 -8.6%
03404541	521020	HHERM MEDICARE T	11.34	.00	.00	.00	.00	.0%
03404541	521020	HIRMA MEDICARE T	.00	.00	.00	1,360.81	.00	.0%
03404541	521020	HMATT MEDICARE T	.00	.00	334.00	333.58	.00	.0%
03404541	522000	RETIREMENT	135,764.94	174,628.00	174,628.00	142,886.84	.00	168,324.00 -3.6%
03404541	522000	HHERM RETIREMENT	61.63	.00	.00	.00	.00	.0%
03404541	522000	HIRMA RETIREMENT	.00	.00	.00	7,840.43	.00	.0%
03404541	522000	HMATT RETIREMENT	.00	.00	1,935.00	1,934.83	.00	.0%
03404541	523010	L & H INS	292,852.95	419,786.00	419,786.00	335,807.23	.00	478,706.00 14.0%
03404541	523010	HHERM L & H INS	59.87	.00	.00	.00	.00	.0%
03404541	523010	HIRMA L & H INS	.00	.00	.00	288.61	.00	.0%
03404541	524010	WKRS COMP	116,006.25	218,739.00	181,203.00	118,959.07	.00	199,872.00 -8.6%
03404541	524020	WKRS-SELF	3,883.36	3,600.00	4,918.00	3,923.19	.00	3,600.00 .0%
03404541	524021	WC-GRIT	.00	8,967.00	8,967.00	.00	.00	8,967.00 .0%
03404541	531000	PROF SVCS	12,642.50	11,500.00	11,500.00	11,350.00	.00	11,500.00 .0%
03404541	531031	EMPLOY PHY	640.00	500.00	500.00	225.00	.00	3,000.00 500.0%
03404541	531035	DRUG TESTI	846.00	1,500.00	4,500.00	3,925.00	.00	3,000.00 100.0%
03404541	534000	OT CONT SV	17,047.75	22,917.00	168,917.00	165,548.02	.00	25,000.00 9.1%
03404541	534008	STRIPING C	31,095.74	40,000.00	40,000.00	36,378.84	.00	100,000.00 150.0%
03404541	540000	TRAV&PDIEM	.00	.00	.00	117.22	.00	.00 .0%
03404541	541000	COMMUNICAT	7,132.16	11,376.00	8,044.00	3,952.45	.00	10,220.00 -10.2%
03404541	541040	COM-COMPUT	.00	.00	3,332.00	.00	.00	.0%
03404541	543000	UTILITY SE	15,860.41	14,640.00	14,640.00	15,267.50	.00	16,000.00 9.3%
03404541	544000	RENTALS/LE	2,516.50	17,981.00	18,681.00	9,835.00	.00	17,981.00 .0%
03404541	544000	DRUPP RENT&LEASE	.00	.00	10,486.00	10,486.00	.00	.00 .0%
03404541	545000	INSURANCE	67,046.96	74,750.00	74,750.00	65,805.25	.00	72,650.00 -2.8%
03404541	546000	REPAIRS &	71,211.34	141,409.00	129,387.00	82,832.94	.00	158,860.00 12.3%
03404541	546000	DRMIL RPR&MAINT	93,956.02	100,000.00	100,000.00	.00	.00	111,628.00 11.6%
03404541	546000	DRUPP RPR&MAINT	192,217.35	200,000.00	189,514.00	186,103.06	.00	240,000.00 20.0%
03404541	546000	RSTRP RPR&MAINT	44,939.24	50,000.00	50,000.00	40,036.65	.00	50,000.00 .0%
03404541	546016	RM-GUARDRL	3,972.05	35,000.00	35,000.00	21,009.00	.00	35,000.00 .0%

10/06/2017 18:40
6235cwoo

BOARD OF COMMISSIONERS
NEXT YEAR / CURRENT YEAR BUDGET ANALYSIS

P 40
bgnyrpts

PROJECTION: 20181 2017/2018 BUDGET

FOR PERIOD 99

ACCOUNTS FOR:

CNTY TRANSPORTATION FUND	2016 ACTUAL	2017 ORIG BUD	2017 REVISED BUD	2017 ACTUAL	2017 PROJECTION	2018 RECOMMENED	PCT CHANGE
03404541 546020 MAIN SVC C	1,837.50	1,838.00	1,838.00	1,837.50	.00	1,838.00	.0%
03404541 546710 GROUNDS UP	75.00	1,160.00	1,160.00	138.00	.00	1,160.00	.0%
03404541 549000 OTHER CURR	949.10	2,083.00	2,059.00	1,158.60	.00	2,083.00	.0%
03404541 549000 FRP OT CUR CHG	85.75	.00	.00	.00	.00	.00	.0%
03404541 549002 ADVERTISIN	1,879.52	500.00	3,000.00	2,008.23	.00	2,000.00	300.0%
03404541 549061 UNIFORM RE	4,061.80	5,000.00	5,000.00	3,087.18	.00	5,000.00	.0%
03404541 549081 BACKGROUND	1,159.45	3,000.00	3,000.00	2,061.95	.00	3,000.00	.0%
03404541 549201 HEP B VACC	.00	.00	.00	.00	.00	1,500.00	.0%
03404541 549403 INS CLAIMS	1,682.63	5,000.00	30,000.00	25,180.85	.00	5,000.00	.0%
03404541 552000 MISCELLANE	38,122.32	43,850.00	43,850.00	29,647.18	.00	43,850.00	.0%
03404541 552020 GAS, OIL &	166,276.16	370,000.00	370,000.00	162,085.11	.00	370,000.00	.0%
03404541 552040 SMALL TOOL	.00	1,000.00	1,000.00	.00	.00	1,000.00	.0%
03404541 552041 RD SAFETY	2,224.57	2,500.00	2,500.00	856.15	.00	2,500.00	.0%
03404541 552050 UNIFORMS	4,990.38	6,000.00	6,000.00	5,348.80	.00	9,000.00	50.0%
03404541 552051 SAFETY APP	9,961.76	10,000.00	15,130.00	14,232.20	.00	10,000.00	.0%
03404541 552640 EQUIP<\$750	12,480.51	6,500.00	15,587.00	15,257.38	.00	6,500.00	.0%
03404541 553010 MATERIALS	275,076.65	300,000.00	286,783.00	244,492.27	.00	300,000.00	.0%
03404541 561000 LAND	.00	.00	525.00	476.76	.00	.00	.0%
03404541 563100 RD CONSTRU	.00	.00	22,500.00	17,523.80	.00	.00	.0%
03404541 563100 NORUP RD CONSTRU	.00	.00	483,000.00	85.10	.00	483,000.00	.0%
03404541 564000 EQUIPMENT	37,324.74	.00	.00	.00	.00	.00	.0%
03404541 564001 EQ\$5000 OG	.00	.00	.00	.00	.00	6,289.00	.0%
03404541 564001 FRP EQ\$5000 OG	172,853.58	196,000.00	169,079.00	156,357.22	.00	179,900.00	-8.2%
03404541 564002 FRP EQ50000 OG	638,146.62	698,500.00	743,621.00	743,620.32	.00	799,323.00	14.4%
TOTAL ROAD MAINTENANCE	4,270,236.86	5,652,554.00	6,240,436.00	4,743,003.15	.00	6,188,937.00	9.5%
03404582 ROAD MAINTENANCE							
03404582 591910 CLERK TR-CONS OF	325.60	.00	24.00	23.70	.00	.00	.0%
TOTAL ROAD MAINTENANCE	325.60	.00	24.00	23.70	.00	.00	.0%
03405541 BRIDGE MAINTENANCE							
03405541 553010 MATERIALS	.00	20,000.00	20,000.00	10,500.00	.00	20,000.00	.0%
03405541 563100 BRIDG RD CONSTRU	.00	.00	.00	.00	.00	500,000.00	.0%
TOTAL BRIDGE MAINTENANCE	.00	20,000.00	20,000.00	10,500.00	.00	520,000.00	2500.0%
03406541 TRAFFIC DEPARTMENT							
03406541 512000 REG SALARY	158,291.76	158,720.00	158,720.00	158,605.21	.00	165,839.00	4.5%
03406541 512001 HHERM SAL-EMERG	444.24	.00	.00	.00	.00	.00	.0%
03406541 512001 HMATT SAL-EMERG	.00	.00	120.00	120.00	.00	.00	.0%
03406541 512002 SAL ON CAL	2,610.00	2,115.00	2,115.00	1,820.00	.00	2,115.00	.0%
03406541 514000 OVERTIME	5,052.01	6,000.00	6,000.00	4,367.38	.00	6,000.00	.0%

10/06/2017 18:40
6235cwoo

BOARD OF COMMISSIONERS
NEXT YEAR / CURRENT YEAR BUDGET ANALYSIS

P 41
bgnyrpts

PROJECTION: 2018 2017/2018 BUDGET

FOR PERIOD 99

ACCOUNTS FOR:

CNTY TRANSPORTATION FUND	2016 ACTUAL	2017 ORIG BUD	2017 REVISED BUD	2017 ACTUAL	2017 PROJECTION	2018 RECOMMENED	PCT CHANGE
03406541 514001 HHERM OT-EMERGEN	521.32	.00	.00	.00	.00	.00	.0%
03406541 514001 HIRMA OT-EMERGEN	.00	.00	.00	8,917.06	.00	.00	.0%
03406541 514001 HMATT OT-EMERGEN	.00	.00	2,819.00	2,818.46	.00	.00	.0%
03406541 521010 FICA TAXES	9,892.47	10,344.00	10,344.00	9,881.99	.00	10,785.00	4.3%
03406541 521010 HHERM FICA TAXES	58.21	.00	.00	.00	.00	.00	.0%
03406541 521010 HIRMA FICA TAXES	.00	.00	.00	544.83	.00	.00	.0%
03406541 521010 HMATT FICA TAXES	.00	.00	177.00	176.79	.00	.00	.0%
03406541 521020 MEDICARE T	2,313.59	2,419.00	2,419.00	2,311.07	.00	2,522.00	4.3%
03406541 521020 HHERM MEDICARE T	13.61	.00	.00	.00	.00	.00	.0%
03406541 521020 HIRMA MEDICARE T	.00	.00	.00	127.41	.00	.00	.0%
03406541 521020 HMATT MEDICARE T	.00	.00	42.00	41.35	.00	.00	.0%
03406541 522000 RETIREMENT	11,635.45	11,984.00	11,984.00	14,424.08	.00	16,428.00	37.1%
03406541 522000 HHERM RETIREMENT	72.61	.00	.00	.00	.00	.00	.0%
03406541 522000 HIRMA RETIREMENT	.00	.00	.00	876.94	.00	.00	.0%
03406541 522000 HMATT RETIREMENT	.00	.00	221.00	220.97	.00	.00	.0%
03406541 523010 L & H INS	28,212.48	24,254.00	24,254.00	22,183.82	.00	28,785.00	18.7%
03406541 523010 HHERM L & H INS	42.35	.00	.00	.00	.00	.00	.0%
03406541 524010 WKRS COMP	10,321.51	16,316.00	16,316.00	8,873.30	.00	17,048.00	4.5%
03406541 531035 DRUG TEST	.00	150.00	150.00	.00	.00	150.00	.0%
03406541 541000 COMMUNICAT	885.58	2,340.00	2,340.00	471.54	.00	3,080.00	31.6%
03406541 543000 UTILITY SV	401.69	1,200.00	1,200.00	308.09	.00	1,200.00	.0%
03406541 545000 INSURANCE	895.11	1,225.00	1,225.00	725.43	.00	1,175.00	-4.1%
03406541 546000 RPR&MAINT	668.58	.00	.00	.00	.00	.00	.0%
03406541 547000 PRINT&BIND	281.79	300.00	300.00	.00	.00	300.00	.0%
03406541 549081 BACKGROUND	16.00	51.00	51.00	16.00	.00	53.00	3.9%
03406541 552000 MISC SUPPL	.00	1,000.00	1,000.00	813.62	.00	1,000.00	.0%
03406541 552020 GAS/OIL&LU	5,980.81	12,000.00	12,000.00	6,628.19	.00	12,000.00	.0%
03406541 552023 SIGN MAT	38,811.60	40,000.00	40,000.00	33,158.18	.00	40,000.00	.0%
03406541 552030 JANITOR SU	198.91	200.00	200.00	.00	.00	200.00	.0%
03406541 552051 SAFETY APP	350.54	750.00	750.00	.00	.00	750.00	.0%
03406541 552640 EQUIP<\$750	677.11	1,000.00	1,000.00	94.00	.00	1,000.00	.0%
03406541 554000 DUES/SUBSC	235.00	255.00	255.00	255.00	.00	285.00	11.8%
03406541 564001 FRP EQ\$5000 OG	38,942.27	.00	.00	.00	.00	.00	.0%
TOTAL TRAFFIC DEPARTMENT	317,826.60	292,623.00	296,002.00	278,780.71	.00	310,715.00	6.2%
03420541 ENGINEERING SERVICES							
03420541 512000 REG SALARY	522,776.81	541,308.00	521,308.00	490,083.26	.00	454,965.00	-16.0%
03420541 512001 HIRMA SAL-EMERG	.00	.00	.00	3,989.31	.00	.00	.0%
03420541 512001 HMATT SAL-EMERG	.00	.00	194.00	193.16	.00	.00	.0%
03420541 513000 SALARY-N/R	2,990.00	.00	.00	.00	.00	.00	.0%
03420541 514000 OVERTIME	.00	5,500.00	5,500.00	857.54	.00	5,500.00	.0%
03420541 514001 HIRMA OT-EMERGEN	.00	.00	.00	8,352.17	.00	.00	.0%
03420541 514001 HMATT OT-EMERGEN	.00	.00	2,753.00	2,752.78	.00	.00	.0%

10/06/2017 18:40
6235cwoo

BOARD OF COMMISSIONERS
NEXT YEAR / CURRENT YEAR BUDGET ANALYSIS

P 42
bgnyrpts

PROJECTION: 20181 2017/2018 BUDGET

FOR PERIOD 99

ACCOUNTS FOR:

CNTY TRANSPORTATION FUND	2016 ACTUAL	2017 ORIG BUD	2017 REVISED BUD	2017 ACTUAL	2017 PROJECTION	2018 RECOMMENED	PCT CHANGE
03420541 521010 FICA TAXES	32,037.18	33,902.00	33,902.00	30,055.99	.00	28,549.00	-15.8%
03420541 521010 HIRMA FICA TAXES	.00	.00	.00	758.19	.00	.00	.0%
03420541 521010 HMATT FICA TAXES	.00	.00	182.00	181.20	.00	.00	.0%
03420541 521020 MEDICARE T	7,513.69	7,929.00	7,929.00	7,033.64	.00	6,677.00	-15.8%
03420541 521020 HIRMA MEDICARE T	.00	.00	.00	177.32	.00	.00	.0%
03420541 521020 HMATT MEDICARE T	.00	.00	43.00	42.37	.00	.00	.0%
03420541 522000 RETIREMENT	47,238.83	46,160.00	46,160.00	44,291.94	.00	43,135.00	-6.6%
03420541 522000 HIRMA RETIREMENT	.00	.00	.00	1,378.79	.00	.00	.0%
03420541 522000 HMATT RETIREMENT	.00	.00	222.00	221.54	.00	.00	.0%
03420541 523010 L & H INS	59,503.55	74,525.00	74,525.00	52,042.60	.00	51,402.00	-31.0%
03420541 524010 WKRS COMP	9,994.42	17,492.00	14,098.00	9,511.49	.00	11,660.00	-33.3%
03420541 531000 PROF SERVI	2,350.00	.00	27,000.00	4,920.00	.00	121,250.00	.0%
03420541 531000 CLFPK PROF SVCS	.00	12,000.00	.00	.00	.00	.00	-100.0%
03420541 531031 EMPLOY PHY	.00	160.00	160.00	75.00	.00	.00	-100.0%
03420541 531035 DRUG TEST	50.00	100.00	100.00	120.00	.00	75.00	-25.0%
03420541 531400 BVRPL PS-ENGINEE	.00	62,500.00	62,500.00	.00	.00	62,500.00	.0%
03420541 531402 PS-SURVEY	11,175.00	4,000.00	4,000.00	2,950.00	.00	4,000.00	.0%
03420541 531402 MMAPS PS-SURYEY	.00	45,650.00	45,650.00	1,075.00	.00	44,575.00	-2.4%
03420541 534000 OT CONT SV	84.05	3,624.00	8,624.00	4,176.60	.00	8,396.00	131.7%
03420541 540000 TRAVEL & P	2,357.05	7,605.00	4,405.00	3,268.69	.00	5,878.00	-22.7%
03420541 541000 COMMUNICAT	2,530.16	2,955.00	2,955.00	2,214.31	.00	10,904.00	269.0%
03420541 542000 FREIG/POST	447.36	1,000.00	1,000.00	233.09	.00	800.00	-20.0%
03420541 543000 UTILITY SE	6,058.92	7,000.00	7,000.00	5,479.65	.00	7,000.00	.0%
03420541 543040 UTIL-TRAFF	11,962.23	18,025.00	18,025.00	12,397.47	.00	15,000.00	-16.8%
03420541 544000 RENTALS/LE	2,846.29	5,108.00	5,108.00	3,554.29	.00	4,025.00	-21.2%
03420541 545000 INSURANCE	6,358.52	21,100.00	21,100.00	5,142.50	.00	20,262.00	-4.0%
03420541 546000 REPAIRS &	3,770.85	10,000.00	8,150.00	5,121.48	.00	6,000.00	-40.0%
03420541 546020 MAIN SVC C	1,792.12	17,625.00	17,625.00	15,620.88	.00	15,900.00	-9.8%
03420541 546560 R&M-TR S&S	2,895.00	2,000.00	2,500.00	2,410.93	.00	3,000.00	50.0%
03420541 546570 SIDEWALK M	49,942.00	50,000.00	50,000.00	49,999.00	.00	74,739.00	49.5%
03420541 547000 PRINTING &	614.58	500.00	1,350.00	606.75	.00	143.00	-71.4%
03420541 549000 OTHER CURR	106.30	1,700.00	1,700.00	120.00	.00	5,344.00	214.4%
03420541 549002 ADVERTISIN	1,157.38	1,500.00	3,100.00	2,476.98	.00	1,050.00	-30.0%
03420541 549081 BACKGROUND	116.50	400.00	400.00	100.50	.00	62.00	-84.5%
03420541 551000 OFFICE SUP	2,658.23	2,300.00	2,900.00	2,688.36	.00	2,300.00	.0%
03420541 552000 MISCELLANE	2,937.58	2,500.00	3,350.00	3,278.48	.00	2,000.00	-20.0%
03420541 552020 GAS, OIL &	6,183.15	15,000.00	13,400.00	6,444.86	.00	7,000.00	-53.3%
03420541 552022 SIGNAL MAT	959.03	2,000.00	2,000.00	1,290.30	.00	2,000.00	.0%
03420541 552040 SMALL TOOL	476.88	500.00	700.00	561.39	.00	100.00	-80.0%
03420541 552051 SAFETY APP	1,613.40	2,500.00	2,500.00	1,387.75	.00	1,870.00	-25.2%
03420541 552640 EQUIPMENT	3,851.16	2,850.00	4,650.00	3,730.11	.00	2,250.00	-21.1%
03420541 552646 SOFTWARE	1,048.00	2,644.00	2,644.00	552.02	.00	.00	-100.0%
03420541 554000 DUES/SUBSC	685.99	2,340.00	2,340.00	1,015.74	.00	2,485.00	6.2%
03420541 555000 TRAINING	4,912.00	6,520.00	6,520.00	3,929.00	.00	4,409.00	-32.4%

10/06/2017 18:40
6235cwoo

BOARD OF COMMISSIONERS
NEXT YEAR / CURRENT YEAR BUDGET ANALYSIS

P 43
bgnyrpts

PROJECTION: 20181 2017/2018 BUDGET

FOR PERIOD 99

ACCOUNTS FOR:

CNTY TRANSPORTATION FUND	2016 ACTUAL	2017 ORIG BUD	2017 REVISED BUD	2017 ACTUAL	2017 PROJECTION	2018 RECOMMENED	PCT CHANGE
03420541 561008 MNRTL ROW ACQUIS	.00	100,000.00	100,000.00	2,175.00	.00	87,825.00	-12.2%
03420541 564000 EQUIPMENT	2,071.60	3,450.00	3,450.00	1,936.42	.00	14,770.00	328.1%
03420541 564001 EQ\$5000 OG	11,405.50	.00	.00	.00	.00	58,272.00	.0%
03420541 564001 FRP EQ\$5000 OG	53,218.95	27,800.00	28,050.00	27,816.00	.00	.00	-100.0%
TOTAL ENGINEERING SERVICES	880,690.26	1,171,772.00	1,171,772.00	830,791.84	.00	1,198,072.00	2.2%
03420582 ENGINEERING SERVICES							
03420582 591910 CLERK TR-CONS OF	20.70	.00	.00	.00	.00	.00	.0%
TOTAL ENGINEERING SERVICES	20.70	.00	.00	.00	.00	.00	.0%
03491549 CTY TRANS MAINTENANCE							
03491549 512000 REG SALARY	228,369.07	272,884.00	272,884.00	229,318.67	.00	257,076.00	-5.8%
03491549 512001 HMATT SAL-EMERG	.00	.00	223.00	222.32	.00	.00	.0%
03491549 512002 SAL ON CAL	50.00	.00	.00	100.00	.00	.00	.0%
03491549 512002 HMATT SAL ON CAL	.00	.00	280.00	280.00	.00	.00	.0%
03491549 514000 OVERTIME	2,078.20	6,000.00	6,000.00	1,587.30	.00	6,000.00	.0%
03491549 514001 HIRMA OT-EMERGEN	.00	.00	.00	8,758.06	.00	.00	.0%
03491549 514001 HMATT OT-EMERGEN	.00	.00	1,372.00	1,371.32	.00	.00	.0%
03491549 521010 FICA TAXES	13,071.05	17,291.00	17,291.00	13,190.06	.00	16,311.00	-5.7%
03491549 521010 HIRMA FICA TAXES	.00	.00	.00	532.11	.00	.00	.0%
03491549 521010 HMATT FICA TAXES	.00	.00	107.00	106.59	.00	.00	.0%
03491549 521020 MEDICARE T	3,056.75	4,044.00	4,044.00	3,084.43	.00	3,815.00	-5.7%
03491549 521020 HIRMA MEDICARE T	.00	.00	.00	124.44	.00	.00	.0%
03491549 521020 HMATT MEDICARE T	.00	.00	25.00	24.93	.00	.00	.0%
03491549 522000 RETIREMENT	18,962.74	23,199.00	23,199.00	19,806.77	.00	22,985.00	-.9%
03491549 522000 HIRMA RETIREMENT	.00	.00	.00	737.09	.00	.00	.0%
03491549 522000 HMATT RETIREMENT	.00	.00	162.00	161.02	.00	.00	.0%
03491549 523010 L & H INS	43,000.00	42,300.00	42,300.00	44,051.80	.00	58,353.00	38.0%
03491549 524010 WKRS COMP	5,170.55	7,795.00	7,795.00	4,239.23	.00	13,074.00	67.7%
03491549 531031 EMPLOY PHY	.00	80.00	80.00	.00	.00	80.00	.0%
03491549 531035 DRUG TEST	.00	250.00	250.00	.00	.00	250.00	.0%
03491549 534000 OT CONT SV	2,320.00	2,320.00	2,320.00	2,320.00	.00	2,320.00	.0%
03491549 541000 COMMUNICAT	1,112.68	2,880.00	2,880.00	955.39	.00	3,000.00	4.2%
03491549 542000 FREIG/POST	.00	50.00	50.00	35.00	.00	50.00	.0%
03491549 543000 UTILITY SE	2,039.26	2,374.00	2,374.00	2,004.30	.00	2,374.00	.0%
03491549 545000 INSURANCE	628.99	1,050.00	1,050.00	1,082.88	.00	950.00	-9.5%
03491549 546000 REPAIRS &	295,535.52	316,800.00	329,417.00	321,881.48	.00	310,000.00	-2.1%
03491549 546030 R&M-BLDGS	4,048.01	.00	.00	.00	.00	.00	.0%
03491549 547000 PRINT&BIND	163.00	250.00	250.00	.00	.00	250.00	.0%
03491549 549000 OTHER CURR	193.25	1,000.00	954.00	623.25	.00	1,000.00	.0%
03491549 549081 BACKGROUND	48.00	.00	46.00	32.00	.00	.00	.0%
03491549 551000 OFFICE SUP	681.91	750.00	750.00	361.32	.00	750.00	.0%

10/06/2017 18:40
6235cwoo

BOARD OF COMMISSIONERS
NEXT YEAR / CURRENT YEAR BUDGET ANALYSIS

P 44
bgnyrpts

PROJECTION: 20181 2017/2018 BUDGET

FOR PERIOD 99

ACCOUNTS FOR:

CNTY TRANSPORTATION FUND	2016 ACTUAL	2017 ORIG BUD	2017 REVISED BUD	2017 ACTUAL	2017 PROJECTION	2018 RECOMMENED	PCT CHANGE
03491549 552000 MISCELLANE	8,880.91	10,000.00	10,000.00	8,767.10	.00	10,000.00	.0%
03491549 552020 GAS, OIL &	37,428.69	37,404.00	26,404.00	26,594.65	.00	37,404.00	.0%
03491549 552030 JANITORIAL	1,415.65	500.00	500.00	307.73	.00	500.00	.0%
03491549 552040 SMALL TOOL	2,700.55	3,000.00	3,000.00	1,650.12	.00	3,000.00	.0%
03491549 552041 TOOL ALLW	3,000.00	3,000.00	3,000.00	2,826.31	.00	3,000.00	.0%
03491549 552640 EQUIPMENT	3,761.43	5,000.00	5,000.00	3,826.57	.00	5,000.00	.0%
03491549 554000 DUES/SUBSC	144.99	183.00	183.00	151.99	.00	195.00	6.6%
03491549 555000 TRAINING	.00	1,100.00	1,100.00	.00	.00	1,100.00	.0%
03491549 564000 EQUIPMENT	1,568.77	11,000.00	11,000.00	9,670.59	.00	.00	-100.0%
03491549 564001 EQ\$5000 OG	34,502.79	9,000.00	9,000.00	8,221.00	.00	.00	-100.0%
TOTAL CTY TRANS MAINTENANCE	713,932.76	781,504.00	785,290.00	719,007.82	.00	758,837.00	-2.9%
03493549 FLEET POOL							
03493549 545000 INSURANCE	808.04	1,000.00	1,000.00	700.67	.00	1,000.00	.0%
03493549 546000 RPR&MAINT	1,298.69	5,000.00	5,000.00	5,653.52	.00	5,000.00	.0%
03493549 552020 GAS/OIL&LU	64.33	750.00	750.00	16.97	.00	750.00	.0%
03493549 552040 TOOLS&SMI	.00	450.00	450.00	.00	.00	450.00	.0%
03493549 564001 EQ\$5000 OG	.00	.00	.00	.00	.00	23,585.00	.0%
TOTAL FLEET POOL	2,171.06	7,200.00	7,200.00	6,371.16	.00	30,785.00	327.6%
03999599 RESERVES							
03999599 599001 RES CONTIN	.00	402,655.00	402,655.00	.00	.00	421,733.00	4.7%
03999599 599083 RES-CAP PL	.00	458,404.00	68,114.00	.00	.00	59,707.00	-87.0%
03999599 599999 RESV-MFB	.00	1,155,082.00	1,108,205.00	.00	.00	1,108,205.00	-4.1%
TOTAL RESERVES	.00	2,016,141.00	1,578,974.00	.00	.00	1,589,645.00	-21.2%
TOTAL CNTY TRANSPORTATION FU	9,128,250.15	13,863,558.00	14,069,819.00	9,952,517.27	.00	14,269,359.00	2.9%

10/06/2017 18:40
6235cwoo

BOARD OF COMMISSIONERS
NEXT YEAR / CURRENT YEAR BUDGET ANALYSIS

P 45
bgnyrpts

PROJECTION: 20181 2017/2018 BUDGET

FOR PERIOD 99

ACCOUNTS FOR:

MUNICIPAL SERVICE FUND	2016 ACTUAL	2017 ORIG BUD	2017 REVISED BUD	2017 ACTUAL	2017 PROJECTION	2018 RECOMMENED	PCT CHANGE
<hr/>							
04001515 BCC-GENERAL GOVERNMENT							
04001515 542000 FREIG/POST	.00	20.00	20.00	.00	.00	20.00	.0%
04001515 549000 OT CUR CHG	710.00	2,700.00	2,700.00	630.00	.00	2,700.00	.0%
04001515 549002 ADVERTISIN	.00	400.00	400.00	.00	.00	400.00	.0%
TOTAL BCC-GENERAL GOVERNMENT	710.00	3,120.00	3,120.00	630.00	.00	3,120.00	.0%
<hr/>							
04001519 BCC-OTHER GENERAL GOVERNMENT							
04001519 523020 RET-HEALTH	94,193.04	98,546.00	98,546.00	96,782.40	.00	158,802.00	61.1%
04001519 549002 ADVERTISIN	.00	500.00	500.00	.00	.00	500.00	.0%
TOTAL BCC-OTHER GENERAL GOVE	94,193.04	99,046.00	99,046.00	96,782.40	.00	159,302.00	60.8%
<hr/>							
04005541 GRANTS							
04005541 512000 BSBPT REG SALARY	91.22	9,459.00	9,969.00	266.34	.00	6,697.00	-29.2%
04005541 521010 BSBPT FICA TAXES	5.66	586.00	586.00	16.51	.00	415.00	-29.2%
04005541 521020 BSBPT MEDICARE T	1.32	137.00	137.00	3.86	.00	97.00	-29.2%
04005541 522000 BSBPT RETIREMENT	6.86	711.00	711.00	20.03	.00	530.00	-25.5%
04005541 523010 BSBPT L & H INS	10.34	784.00	784.00	23.69	.00	606.00	-22.7%
04005541 524010 BSBPT WKRS COMP	1.90	196.00	196.00	112.11	.00	139.00	-29.1%
TOTAL GRANTS	117.30	11,873.00	12,383.00	442.54	.00	8,484.00	-28.5%
<hr/>							
04005562 ANIMAL CONTROL GRANTS							
04005562 531033 PTC16 VET-STERIL	28,500.00	.00	.00	.00	.00	.00	.0%
04005562 549000 PTC16 OT CUR CHG	1,462.35	.00	38.00	.00	.00	.00	.0%
TOTAL ANIMAL CONTROL GRANTS	29,962.35	.00	38.00	.00	.00	.00	.0%
<hr/>							
04031582 SHERIFF							
04031582 591910 SHERF TR-CONS OF	2,800,000.00	2,800,000.00	2,800,000.00	2,800,000.00	.00	2,800,000.00	.0%
TOTAL SHERIFF	2,800,000.00	2,800,000.00	2,800,000.00	2,800,000.00	.00	2,800,000.00	.0%
<hr/>							
04051582 TAX COLLECTOR-TRANS OUT							
04051582 591910 TAXCO TC COMMISS	159,378.30	169,755.00	169,755.00	165,931.37	.00	181,713.00	7.0%
TOTAL TAX COLLECTOR-TRANS OU	159,378.30	169,755.00	169,755.00	165,931.37	.00	181,713.00	7.0%
<hr/>							
04099581 TRANSFER OUT							
04099581 591650 SHADM T0-CP-EOC	942,067.00	.00	.00	.00	.00	.00	.0%
04099581 591680 ST71 TO-CP-SADL	.00	643,000.00	643,000.00	643,000.00	.00	.00	-100.0%

10/06/2017 18:40
6235cwoo

BOARD OF COMMISSIONERS
NEXT YEAR / CURRENT YEAR BUDGET ANALYSIS

P 46
bgnyrpts

PROJECTION: 20181 2017/2018 BUDGET

FOR PERIOD 99

ACCOUNTS FOR:

MUNICIPAL SERVICE FUND	2016 ACTUAL	2017 ORIG BUD	2017 REVISED BUD	2017 ACTUAL	2017 PROJECTION	2018 RECOMMENED	PCT CHANGE
TOTAL TRANSFER OUT	942,067.00	643,000.00	643,000.00	643,000.00	.00	.00	-100.0%
04222522 FIRE INSPECTOR							
04222522 512000 REG SALARY	31,580.90	85,983.00	56,183.00	47,407.45	.00	90,226.00	4.9%
04222522 514000 OVERTIME	.00	.00	.00	200.32	.00	.00	.0%
04222522 514001 HIRMA OT-EMERGEN	.00	.00	.00	178.06	.00	.00	.0%
04222522 514001 HMATT OT-EMERGEN	.00	.00	812.00	811.40	.00	.00	.0%
04222522 515000 SP PAY-N/R	495.00	.00	.00	.00	.00	.00	.0%
04222522 521010 FICA TAXES	1,926.34	5,331.00	3,354.00	2,898.21	.00	5,594.00	4.9%
04222522 521010 HIRMA FICA TAXES	.00	.00	.00	10.83	.00	.00	.0%
04222522 521010 HMATT FICA TAXES	.00	.00	50.00	49.57	.00	.00	.0%
04222522 521020 MEDICARE T	450.47	1,247.00	785.00	677.84	.00	1,308.00	4.9%
04222522 521020 HIRMA MEDICARE T	.00	.00	.00	2.53	.00	.00	.0%
04222522 521020 HMATT MEDICARE T	.00	.00	12.00	11.59	.00	.00	.0%
04222522 522000 RETIREMENT	7,135.31	19,131.00	12,501.00	10,843.16	.00	20,995.00	9.7%
04222522 522000 HIRMA RETIREMENT	.00	.00	.00	41.43	.00	.00	.0%
04222522 522000 HMATT RETIREMENT	.00	.00	184.00	183.13	.00	.00	.0%
04222522 523010 L & H INS	2,388.96	14,078.00	3,259.00	138.47	.00	16,716.00	18.7%
04222522 524010 WKRS COMP	695.46	926.00	926.00	503.60	.00	4,908.00	430.0%
04222522 525000 UNEMP COMP	1,118.16	.00	.00	.00	.00	.00	.0%
04222522 531031 EMPLOY PHY	.00	908.00	908.00	760.00	.00	1,074.00	18.3%
04222522 531035 DRUG TEST	.00	50.00	50.00	.00	.00	75.00	50.0%
04222522 540000 TRAVEL & P	460.00	1,800.00	1,800.00	362.66	.00	2,280.00	26.7%
04222522 541000 COMMUNICAT	468.13	588.00	588.00	464.52	.00	1,128.00	91.8%
04222522 542000 FREIG/POST	62.24	250.00	250.00	18.24	.00	250.00	.0%
04222522 544000 RENTALS/LE	28.31	100.00	100.00	17.15	.00	150.00	50.0%
04222522 545000 INSURANCE	13.42	125.00	125.00	29.27	.00	100.00	-20.0%
04222522 546000 REPAIRS &	408.73	3,500.00	3,500.00	2,158.47	.00	4,000.00	14.3%
04222522 546020 MAIN SVC C	2,867.00	3,150.00	.00	.00	.00	.00	-100.0%
04222522 547000 PRINTING &	107.50	.00	.00	.00	.00	.00	.0%
04222522 549000 OTHER CURR	1,508.37	5,500.00	3,500.00	750.00	.00	4,800.00	-12.7%
04222522 549002 ADVERTISIN	235.70	.00	428.00	427.85	.00	.00	.0%
04222522 549081 BACKGROUND	.00	292.00	292.00	8.00	.00	292.00	.0%
04222522 549224 FP WEEK	.00	.00	83.00	.00	.00	.00	.0%
04222522 551000 OFFICE SUP	80.99	400.00	400.00	176.50	.00	400.00	.0%
04222522 552000 MISCELLANE	114.72	700.00	700.00	1.89	.00	6,200.00	785.7%
04222522 552020 GAS, OIL &	461.96	2,800.00	1,372.00	891.18	.00	3,000.00	7.1%
04222522 552040 TOOLS&SMI	.00	400.00	400.00	.00	.00	400.00	.0%
04222522 552050 UNIFORMS	849.90	500.00	500.00	12.99	.00	1,000.00	100.0%
04222522 552640 EQUIPMENT	1,389.59	855.00	855.00	.00	.00	2,255.00	163.7%
04222522 554000 DUES/SUBSC	2,964.50	1,860.00	1,860.00	300.00	.00	2,020.00	8.6%
04222522 555000 TRAINING	275.00	2,300.00	1,300.00	295.00	.00	4,100.00	78.3%
04222522 564000 EQUIPMENT	.00	.00	.00	.00	.00	797.00	.0%

10/06/2017 18:40
6235cwoo

BOARD OF COMMISSIONERS
NEXT YEAR / CURRENT YEAR BUDGET ANALYSIS

P 47
bgnrpts

PROJECTION: 20181 2017/2018 BUDGET

FOR PERIOD 99

ACCOUNTS FOR:

MUNICIPAL SERVICE FUND	2016 ACTUAL	2017 ORIG BUD	2017 REVISED BUD	2017 ACTUAL	2017 PROJECTION	2018 RECOMMENED	PCT CHANGE
04222522 564001 EQ\$5000 OG	.00	.00	.00	.00	.00	44,727.00	.0%
04222522 564001 FRP EQ\$5000 OG	.00	.00	.00	.00	.00	36,900.00	.0%
TOTAL FIRE INSPECTOR	58,086.66	152,774.00	97,077.00	70,631.31	.00	255,695.00	67.4%
04222581 FIRE INSPECTOR-TRANS OUT							
04222581 591010 COST ALLOC	2,626.00	2,626.00	2,626.00	2,625.96	.00	2,626.00	.0%
TOTAL FIRE INSPECTOR-TRANS O	2,626.00	2,626.00	2,626.00	2,625.96	.00	2,626.00	.0%
04223522 FIRE DEPT-NCBCC							
04223522 512000 REG SALARY	2,882,691.60	3,043,524.00	3,043,524.00	3,030,737.93	.00	3,063,530.00	.7%
04223522 512001 HHERM SAL-EMERG	388.95	.00	.00	.00	.00	.00	.0%
04223522 512001 HIRMA SAL-EMERG	.00	.00	.00	3,343.80	.00	.00	.0%
04223522 512001 HMATT SAL-EMERG	.00	.00	6,994.00	6,993.91	.00	.00	.0%
04223522 514000 OVERTIME	868,075.13	849,118.00	1,057,618.00	1,038,746.91	.00	932,426.00	9.8%
04223522 514001 OT-EMERGEN	.00	.00	39,356.00	39,355.98	.00	.00	.0%
04223522 514001 HHERM OT-EMERGEN	1,729.75	.00	.00	.00	.00	.00	.0%
04223522 514001 HIRMA OT-EMERGEN	.00	.00	.00	36,894.58	.00	.00	.0%
04223522 514001 HMATT OT-EMERGEN	.00	.00	34,979.00	34,978.77	.00	.00	.0%
04223522 514002 OT-GARCIA	217,534.90	363,290.00	241,290.00	238,666.69	.00	233,854.00	-35.6%
04223522 515000 SP PAY-N/R	10,440.00	10,440.00	10,440.00	10,925.00	.00	9,240.00	-11.5%
04223522 521010 FICA TAXES	232,323.53	264,515.00	264,515.00	258,170.83	.00	262,821.00	-.6%
04223522 521010 HHERM FICA TAXES	126.58	.00	.00	.00	.00	.00	.0%
04223522 521010 HIRMA FICA TAXES	.00	.00	.00	2,457.21	.00	.00	.0%
04223522 521010 HMATT FICA TAXES	.00	.00	2,515.00	2,514.15	.00	.00	.0%
04223522 521020 MEDICARE T	55,080.33	61,862.00	61,862.00	60,989.86	.00	61,466.00	-.6%
04223522 521020 HHERM MEDICARE T	29.59	.00	.00	.00	.00	.00	.0%
04223522 521020 HIRMA MEDICARE T	.00	.00	.00	574.68	.00	.00	.0%
04223522 521020 HMATT MEDICARE T	.00	.00	589.00	588.01	.00	.00	.0%
04223522 522000 RETIREMENT	866,743.03	962,024.00	962,024.00	971,933.75	.00	983,528.00	2.2%
04223522 522000 HHERM RETIREMENT	478.19	.00	.00	.00	.00	.00	.0%
04223522 522000 HIRMA RETIREMENT	.00	.00	.00	9,193.42	.00	.00	.0%
04223522 522000 HMATT RETIREMENT	.00	.00	9,396.00	9,395.79	.00	.00	.0%
04223522 523010 L & H INS	494,313.18	487,245.00	487,245.00	496,907.51	.00	568,619.00	16.7%
04223522 523010 HHERM L & H INS	187.00	.00	.00	.00	.00	.00	.0%
04223522 524010 WKRS COMP	121,544.45	200,728.00	109,228.00	109,163.96	.00	196,286.00	-2.2%
04223522 525000 UNEMP COMP	.00	.00	5,000.00	825.00	.00	.00	.0%
04223522 531031 EMPLOYEE P	25,426.00	23,154.00	29,139.00	28,039.00	.00	28,998.00	25.2%
04223522 531035 DRUG TEST	1,171.50	625.00	1,245.00	935.00	.00	625.00	.0%
04223522 540000 TRAVEL & P	1,878.32	1,980.00	.00	.00	.00	1,980.00	.0%
04223522 541040 COM-COMPUT	10,468.02	11,010.00	11,010.00	10,655.72	.00	11,013.00	.0%
04223522 542000 FREIG/POST	257.60	600.00	600.00	335.81	.00	600.00	.0%
04223522 543000 UTILITY SE	44,079.25	51,192.00	47,992.00	43,807.87	.00	51,192.00	.0%

10/06/2017 18:40
6235cwoo

BOARD OF COMMISSIONERS
NEXT YEAR / CURRENT YEAR BUDGET ANALYSIS

P 48
bgnyrpts

PROJECTION: 20181 2017/2018 BUDGET

FOR PERIOD 99

ACCOUNTS FOR:

MUNICIPAL SERVICE FUND	2016 ACTUAL	2017 ORIG BUD	2017 REVISED BUD	2017 ACTUAL	2017 PROJECTION	2018 RECOMMENED	PCT CHANGE
04223522 544030 RENT-CULLI	980.44	936.00	1,884.00	1,347.10	.00	1,871.00	99.9%
04223522 545000 INSURANCE	15,886.74	20,215.00	18,215.00	17,293.98	.00	20,725.00	2.5%
04223522 546000 REPAIRS &	336,301.40	200,000.00	373,638.00	372,737.58	.00	408,546.00	104.3%
04223522 546020 MAIN SVC C	8,322.92	30,911.00	9,426.00	2,298.75	.00	29,729.00	-3.8%
04223522 546030 AIRRP R&M-BLDGS	.00	11,200.00	11,200.00	4,936.50	.00	.00	-100.0%
04223522 546030 DUCT R&M-BLDGS	.00	690.00	690.00	499.00	.00	.00	-100.0%
04223522 549000 OTHER CURR	1,465.88	1,000.00	1,935.00	1,998.23	.00	2,400.00	140.0%
04223522 549002 ADVERTISIN	371.75	500.00	1,500.00	1,139.83	.00	800.00	60.0%
04223522 549081 BACKGROUND	664.75	916.00	916.00	612.75	.00	940.00	2.6%
04223522 549403 INS CLAIMS	.00	.00	1,000.00	1,000.00	.00	.00	.0%
04223522 551000 OFFICE SUP	803.72	1,500.00	1,500.00	853.02	.00	1,500.00	.0%
04223522 552000 MISCELLANE	16,628.61	23,940.00	24,492.00	22,139.24	.00	25,443.00	6.3%
04223522 552020 GAS, OIL &	43,668.37	109,250.00	47,545.00	47,809.61	.00	120,373.00	10.2%
04223522 552040 TOOLS&SMI	255.43	500.00	500.00	400.23	.00	500.00	.0%
04223522 552050 UNIFORMS	15,193.33	23,000.00	23,000.00	22,222.28	.00	21,080.00	-8.3%
04223522 552222 BUNKER GEA	21,965.89	25,600.00	30,521.00	24,129.08	.00	21,398.00	-16.4%
04223522 552640 EQUIPMENT	10,853.55	18,980.00	11,220.00	6,864.80	.00	28,498.00	50.1%
04223522 552640 FRP EQUIP<\$750	11,808.59	.00	.00	.00	.00	.00	.0%
04223522 552646 SOFTWARE	.00	1,500.00	1,629.00	1,628.67	.00	.00	-100.0%
04223522 554000 DUES/SUBSC	651.37	5,285.00	2,156.00	1,567.09	.00	2,945.00	-44.3%
04223522 555000 TRAINING	17,979.47	31,998.00	16,788.00	15,671.07	.00	42,028.00	31.3%
04223522 562300 ST20 BLDG-F&R	.00	43,929.00	67,061.00	36,311.24	.00	48,230.00	9.8%
04223522 562300 ST30 BLDG-F&R	3,587.94	.00	.00	.00	.00	55,000.00	.0%
04223522 562300 ST40 BLDG-F&R	8,624.57	.00	.00	.00	.00	.00	.0%
04223522 562300 ST70 BLDG-F&R	15,279.00	.00	.00	.00	.00	.00	.0%
04223522 562300 ST90 BLDG-F&R	3,888.55	.00	.00	.00	.00	.00	.0%
04223522 564000 EQUIPMENT	4,678.61	7,995.00	5,495.00	2,950.05	.00	39,381.00	392.6%
04223522 564001 EQ\$5000 OG	.00	6,000.00	.00	.00	.00	.00	-100.0%
04223522 564001 ROUTR EQ\$5000 OG	.00	12,650.00	12,650.00	.00	.00	.00	-100.0%
04223522 564002 CIP EQ50000 OG	.00	.00	.00	.00	.00	319,000.00	.0%
04223522 564002 FRP EQ50000 OG	799,597.50	469,000.00	483,792.00	469,561.13	.00	1,002,700.00	113.8%
TOTAL FIRE DEPT-NCBCC	7,174,425.28	7,378,802.00	7,575,314.00	7,503,102.37	.00	8,599,265.00	16.5%
04223581 FIRE-TRANSFER OUT-OTHER FUNDS							
04223581 591010 COST ALLOC	60,781.00	60,781.00	60,781.00	60,781.08	.00	60,781.00	.0%
TOTAL FIRE-TRANSFER OUT-OTHE	60,781.00	60,781.00	60,781.00	60,781.08	.00	60,781.00	.0%
04224522 FIRE DEPT-VOLUNTEER							
04224522 524010 WKRS COMP	6,530.11	10,000.00	10,000.00	5,438.41	.00	10,000.00	.0%
04224522 541000 NOAKS COMMUNICAT	1,482.11	.00	1,061.00	1,060.60	.00	.00	.0%
04224522 543000 NOAKS UTILITY SV	2,749.35	.00	1,989.00	1,988.05	.00	.00	.0%
04224522 545000 INSURANCE	2,531.63	5,000.00	5,000.00	1,101.53	.00	4,200.00	-16.0%

10/06/2017 18:40
6235cwo

BOARD OF COMMISSIONERS
NEXT YEAR / CURRENT YEAR BUDGET ANALYSIS

P 49
bgnyrpts

PROJECTION: 20181 2017/2018 BUDGET

FOR PERIOD 99

ACCOUNTS FOR:

MUNICIPAL SERVICE FUND	2016 ACTUAL	2017 ORIG BUD	2017 REVISED BUD	2017 ACTUAL	2017 PROJECTION	2018 RECOMMENED	PCT CHANGE
04224522 546000 NOAKS RPR&MAINT	2,344.43	.00	6,190.00	5,864.27	.00	.00	.0%
04224522 546000 YVFD RPR&MAINT	.00	.00	11,729.00	11,704.43	.00	.00	.0%
04224522 549000 OT CUR CHG	.00	254,230.00	232,831.00	.00	.00	50,000.00	-80.3%
04224522 552020 NOAKS GAS/OIL&LU	.00	.00	430.00	429.18	.00	.00	.0%
TOTAL FIRE DEPT-VOLUNTEER	15,637.63	269,230.00	269,230.00	27,586.47	.00	64,200.00	-76.2%
04224581 FIRE DEPTS-VOLUNTEER-TRANS OUT							
04224581 591010 COST ALLOC	4,015.00	4,015.00	4,015.00	4,014.96	.00	4,015.00	.0%
TOTAL FIRE DEPTS-VOLUNTEER-T	4,015.00	4,015.00	4,015.00	4,014.96	.00	4,015.00	.0%
04243524 CODE ENFORCEMENT							
04243524 512000 REG SALARY	173,842.68	176,153.00	176,153.00	168,732.16	.00	188,177.00	6.8%
04243524 514001 HIRMA OT-EMERGEN	.00	.00	.00	89.31	.00	.00	.0%
04243524 514001 HMATT OT-EMERGEN	.00	.00	159.00	158.78	.00	.00	.0%
04243524 521010 FICA TAXES	10,248.73	10,921.00	10,921.00	9,799.62	.00	11,667.00	6.8%
04243524 521010 HIRMA FICA TAXES	.00	.00	.00	5.17	.00	.00	.0%
04243524 521010 HMATT FICA TAXES	.00	.00	10.00	9.27	.00	.00	.0%
04243524 521020 MEDICARE T	2,396.93	2,554.00	2,554.00	2,291.91	.00	2,729.00	6.9%
04243524 521020 HIRMA MEDICARE T	.00	.00	.00	1.21	.00	.00	.0%
04243524 521020 HMATT MEDICARE T	.00	.00	3.00	2.17	.00	.00	.0%
04243524 522000 RETIREMENT	12,634.66	13,247.00	13,247.00	15,849.64	.00	19,046.00	43.8%
04243524 522000 HIRMA RETIREMENT	.00	.00	.00	7.07	.00	.00	.0%
04243524 522000 HMATT RETIREMENT	.00	.00	12.00	11.94	.00	.00	.0%
04243524 523010 L & H INS	29,694.92	29,071.00	29,071.00	33,544.72	.00	39,994.00	37.6%
04243524 524010 WKRS COMP	1,513.69	2,348.00	2,164.00	1,276.94	.00	2,501.00	6.5%
04243524 531031 EMPLOY PHY	.00	.00	75.00	75.00	.00	.00	.0%
04243524 531035 DRUG TEST	.00	.00	25.00	25.00	.00	.00	.0%
04243524 534000 OT CONT SV	36.51	71.00	71.00	41.76	.00	71.00	.0%
04243524 540000 TRAVEL & P	598.59	3,697.00	3,337.00	220.77	.00	3,966.00	7.3%
04243524 541000 COMMUNICAT	634.39	1,805.00	1,805.00	605.42	.00	1,937.00	7.3%
04243524 542000 FREIG/POST	909.11	3,000.00	2,775.00	650.00	.00	3,000.00	.0%
04243524 543000 UTILITY SE	2,085.15	2,900.00	2,900.00	1,889.28	.00	2,200.00	-24.1%
04243524 544000 RENTALS/LE	2,822.91	3,432.00	3,432.00	2,759.35	.00	4,041.00	17.7%
04243524 545000 INSURANCE	1,221.94	1,555.00	1,555.00	1,145.23	.00	1,650.00	6.1%
04243524 546000 REPAIRS &	749.40	2,000.00	2,000.00	1,124.09	.00	2,000.00	.0%
04243524 546020 MAIN SVC C	643.93	2,762.00	2,762.00	752.67	.00	2,462.00	-10.9%
04243524 547000 PRINTING &	875.76	1,000.00	1,000.00	412.18	.00	1,000.00	.0%
04243524 549000 OTHER CURR	941.40	1,545.00	1,545.00	697.20	.00	1,550.00	.3%
04243524 549002 ADVERTISIN	.00	500.00	985.00	817.10	.00	500.00	.0%
04243524 549081 BACKGROUND	16.00	100.00	100.00	60.50	.00	100.00	.0%
04243524 549240 PROT INSP	.00	.00	.00	.00	.00	15,000.00	.0%
04243524 551000 OFFICE SUP	.00	700.00	700.00	55.80	.00	700.00	.0%

10/06/2017 18:40
6235cwoo

BOARD OF COMMISSIONERS
NEXT YEAR / CURRENT YEAR BUDGET ANALYSIS

P 50
bgnyrpts

PROJECTION: 20181 2017/2018 BUDGET

FOR PERIOD 99

ACCOUNTS FOR:

MUNICIPAL SERVICE FUND	2016 ACTUAL	2017 ORIG BUD	2017 REVISED BUD	2017 ACTUAL	2017 PROJECTION	2018 RECOMMENED	PCT CHANGE
04243524 552000 MISCELLANE	1,319.29	2,000.00	1,960.00	962.62	.00	2,100.00	5.0%
04243524 552020 GAS, OIL &	2,454.97	6,000.00	6,000.00	1,416.51	.00	6,000.00	.0%
04243524 552040 TOOLS&SMI	93.81	200.00	240.00	236.85	.00	200.00	.0%
04243524 552050 UNIFORMS	364.50	490.00	490.00	319.00	.00	525.00	7.1%
04243524 552051 SAFETY APP	65.36	150.00	150.00	190.78	.00	150.00	.0%
04243524 552640 EQUIPMENT	959.82	886.00	886.00	635.03	.00	1,550.00	74.9%
04243524 554000 DUES/SUBSC	381.50	366.00	366.00	266.98	.00	321.00	-12.3%
04243524 555000 TRAINING	375.00	1,525.00	1,525.00	.00	.00	3,160.00	107.2%
04243524 564000 EQUIPMENT	852.83	1,894.00	1,894.00	753.92	.00	800.00	-57.8%
04243524 564001 FRP EQ\$5000 OG	24,552.55	21,000.00	21,000.00	20,454.00	.00	21,000.00	.0%
TOTAL CODE ENFORCEMENT	273,286.33	293,872.00	293,872.00	268,346.95	.00	340,097.00	15.7%
04243581 CODE ENF-TRANS TO OTHER FUNDS							
04243581 591010 COST ALLOC	4,948.00	4,948.00	4,948.00	4,947.96	.00	4,948.00	.0%
TOTAL CODE ENF-TRANS TO OTHE	4,948.00	4,948.00	4,948.00	4,947.96	.00	4,948.00	.0%
04243582 CODE ENFORCEMENT-TRANS OUT							
04243582 591910 CLERK REC F-LIEN	238.60	932.00	932.00	228.80	.00	556.00	-40.3%
TOTAL CODE ENFORCEMENT-TRANS	238.60	932.00	932.00	228.80	.00	556.00	-40.3%
04247515 PLANNING/ ECONOMIC OPPORTUNITY							
04247515 512000 REG SALARY	330,482.41	394,511.00	352,809.00	342,073.64	.00	502,807.00	27.5%
04247515 512001 SAL-FEMA	.00	.00	.00	7,288.29	.00	.00	.0%
04247515 512001 HMATT SAL-EMERG	.00	.00	3,587.00	3,586.01	.00	.00	.0%
04247515 514000 OVERTIME	992.66	175.00	175.00	356.75	.00	600.00	242.9%
04247515 514001 HMATT OT-EMERGEN	.00	.00	698.00	697.64	.00	.00	.0%
04247515 521010 FICA TAXES	20,136.68	24,471.00	22,671.00	21,239.39	.00	31,211.00	27.5%
04247515 521010 HMATT FICA TAXES	.00	.00	263.00	262.94	.00	.00	.0%
04247515 521020 MEDICARE T	4,709.45	5,723.00	5,323.00	4,967.35	.00	7,299.00	27.5%
04247515 521020 HMATT MEDICARE T	.00	.00	61.00	61.50	.00	.00	.0%
04247515 522000 RETIREMENT	24,268.91	29,680.00	35,993.00	39,093.14	.00	51,597.00	73.8%
04247515 522000 HMATT RETIREMENT	.00	.00	323.00	322.13	.00	.00	.0%
04247515 523010 L & H INS	46,254.06	49,273.00	41,473.00	40,860.85	.00	76,031.00	54.3%
04247515 524010 WKRS COMP	3,523.71	7,569.00	4,369.00	4,110.82	.00	9,223.00	21.9%
04247515 531025 NEFRPC-COM	112.50	6,500.00	37,781.00	12,000.00	.00	421,150.00	6379.2%
04247515 531404 PS-CH.177	9,120.00	15,000.00	21,750.00	16,950.00	.00	15,000.00	.0%
04247515 534000 OT CONT SV	51.79	243.00	243.00	67.68	.00	60.00	-75.3%
04247515 540000 TRAVEL & P	.00	.00	1,139.00	998.56	.00	350.00	.0%
04247515 540040 T/PD PZ BD	6,222.29	5,065.00	3,534.00	2,945.26	.00	5,240.00	3.5%
04247515 540041 TR-CU&V	364.50	1,421.00	1,240.00	946.93	.00	1,869.00	31.5%
04247515 541000 COMMUNICAT	172.84	564.00	264.00	189.43	.00	550.00	-2.5%

10/06/2017 18:40
6235cwoo

BOARD OF COMMISSIONERS
NEXT YEAR / CURRENT YEAR BUDGET ANALYSIS

P 51
bgnyrpts

PROJECTION: 20181 2017/2018 BUDGET

FOR PERIOD 99

ACCOUNTS FOR:

MUNICIPAL SERVICE FUND	2016 ACTUAL	2017 ORIG BUD	2017 REVISED BUD	2017 ACTUAL	2017 PROJECTION	2018 RECOMMENED	PCT CHANGE
04247515 542000 FREIG/POST	677.17	1,300.00	956.00	747.95	.00	1,500.00	15.4%
04247515 543000 UTILITY SV	2,971.94	3,917.00	3,031.00	2,692.78	.00	3,500.00	-10.6%
04247515 544000 RENT&LEASE	3,061.66	3,320.00	3,320.00	3,140.09	.00	3,470.00	4.5%
04247515 545000 INSURANCE	1,039.85	1,543.00	1,543.00	1,066.08	.00	1,650.00	6.9%
04247515 546000 REPAIRS &	53.50	100.00	1,340.00	1,423.86	.00	85.00	-15.0%
04247515 546020 MAIN SVC C	3,005.79	3,282.00	4,982.00	2,592.79	.00	9,200.00	180.3%
04247515 547000 PRINTING &	.00	1,200.00	1,419.00	1,050.00	.00	1,200.00	.0%
04247515 548000 PROMOTIONS	.00	.00	.00	.00	.00	4,000.00	.0%
04247515 549000 OTHER CURR	235.50	8,670.00	1,971.00	1,950.93	.00	1,260.00	-85.5%
04247515 549002 ADVERTISIN	8,405.14	15,000.00	20,634.00	17,475.66	.00	18,000.00	20.0%
04247515 549004 TEMP SVC	3,528.84	1,000.00	.00	.00	.00	.00	-100.0%
04247515 549015 NEFRPC	30,881.61	31,380.00	31,380.00	31,379.76	.00	31,915.00	1.7%
04247515 549026 BAILIF-Occ	2,970.00	3,200.00	3,200.00	3,030.00	.00	3,300.00	3.1%
04247515 549081 BACKGROUND	118.75	35.00	214.00	161.45	.00	143.00	308.6%
04247515 549121 P&Z COMMIT	16,722.61	19,800.00	17,269.00	15,318.63	.00	19,800.00	.0%
04247515 549125 CUEB	1,575.00	5,000.00	3,825.00	3,750.00	.00	6,300.00	26.0%
04247515 551000 OFFICE SUP	2,604.96	2,000.00	2,900.00	2,918.48	.00	3,200.00	60.0%
04247515 552000 MISCELLANE	623.70	1,960.00	2,396.00	2,415.22	.00	3,025.00	54.3%
04247515 552020 GAS, OIL &	80.74	400.00	400.00	118.37	.00	400.00	.0%
04247515 552640 EQUIPMENT	1,786.73	500.00	1,537.00	1,536.85	.00	3,038.00	507.6%
04247515 552646 SOFTWARE	1,451.58	130.00	6,591.00	6,590.74	.00	.00	-100.0%
04247515 554000 DUES/SUBSC	1,984.90	3,896.00	3,634.00	3,421.50	.00	4,875.00	25.1%
04247515 555000 TRAINING	3,360.42	9,451.00	5,961.00	2,380.14	.00	8,770.00	-7.2%
04247515 564000 EQUIPMENT	.00	1,500.00	6,436.00	6,427.68	.00	1,600.00	6.7%
04247515 564001 EQ\$5000 OG	.00	.00	.00	.00	.00	10,000.00	.0%
TOTAL PLANNING/ ECONOMIC OPP	533,552.19	658,779.00	658,635.00	610,607.27	.00	1,263,218.00	91.8%
04247581 PLANNING/ECONOMIC OPPORTUNITY							
04247581 591010 TO-GENERAL	11,244.00	11,244.00	11,244.00	11,244.00	.00	6,127.00	-45.5%
TOTAL PLANNING/ECONOMIC OPPO	11,244.00	11,244.00	11,244.00	11,244.00	.00	6,127.00	-45.5%
04247582 PLANNING/ECONOMIC OPORTUNITY							
04247582 591910 CLERK TR-CONS OF	.00	.00	144.00	143.80	.00	.00	.0%
TOTAL PLANNING/ECONOMIC OPOR	.00	.00	144.00	143.80	.00	.00	.0%
04254525 EMERGENCY & DISASTERS							
04254525 544000 WFB17 RENT&LEASE	.00	.00	1,450.00	1,450.00	.00	.00	.0%
04254525 546000 WFB17 RPR&MAINT	.00	.00	5,320.00	5,319.76	.00	.00	.0%
04254525 549000 WFB17 OT CUR CHG	.00	.00	1,598.00	1,598.00	.00	.00	.0%
04254525 549000 WMIMS OT CUR CHG	.00	.00	460.00	459.10	.00	.00	.0%
04254525 552000 WFB17 MISC SUPPL	.00	.00	4,572.00	4,571.40	.00	.00	.0%

10/06/2017 18:40
6235cwoo

BOARD OF COMMISSIONERS
NEXT YEAR / CURRENT YEAR BUDGET ANALYSIS

P 52
bgnyrpts

PROJECTION: 20181 2017/2018 BUDGET

FOR PERIOD 99

ACCOUNTS FOR:

MUNICIPAL SERVICE FUND	2016 ACTUAL	2017 ORIG BUD	2017 REVISED BUD	2017 ACTUAL	2017 PROJECTION	2018 RECOMMENED	PCT CHANGE
04254525 552000 WMIMS MISC SUPPL	.00	.00	483.00	482.16	.00	.00	.0%
04254525 552014 WMIMS FOOD	.00	.00	368.00	367.86	.00	.00	.0%
04254525 552020 WFB17 GAS/OIL&LU	.00	.00	3,509.00	3,508.62	.00	.00	.0%
04254525 552020 WMIMS GAS/OIL&LU	.00	.00	465.00	464.99	.00	.00	.0%
04254525 552640 WMIMS EQUIP<\$750	.00	.00	2,684.00	2,684.00	.00	.00	.0%
TOTAL EMERGENCY & DISASTERS	.00	.00	20,909.00	20,905.89	.00	.00	.0%
04335515 DEVELOPMENT SERVICES							
04335515 512000 REG SALARY	.00	.00	.00	.00	.00	309,747.00	.0%
04335515 521010 FICA TAXES	.00	.00	.00	.00	.00	19,204.00	.0%
04335515 521020 MEDICARE T	.00	.00	.00	.00	.00	4,491.00	.0%
04335515 522000 RETIREMENT	.00	.00	.00	.00	.00	24,532.00	.0%
04335515 523010 L & H INS	.00	.00	.00	.00	.00	50,148.00	.0%
04335515 524010 WKRS COMP	.00	.00	.00	.00	.00	4,940.00	.0%
04335515 531031 EMPLOY PHY	.00	.00	.00	.00	.00	80.00	.0%
04335515 531035 DRUG TEST	.00	.00	.00	.00	.00	75.00	.0%
04335515 534000 OT CONT SV	.00	.00	.00	.00	.00	50.00	.0%
04335515 540000 TRAV&PDIEM	.00	.00	.00	.00	.00	1,682.00	.0%
04335515 541000 COMMUNICAT	.00	.00	.00	.00	.00	510.00	.0%
04335515 543000 UTILITY SV	.00	.00	.00	.00	.00	400.00	.0%
04335515 544000 RENT&LEASE	.00	.00	.00	.00	.00	1,100.00	.0%
04335515 545000 INSURANCE	.00	.00	.00	.00	.00	1,273.00	.0%
04335515 546000 RPR&MAINT	.00	.00	.00	.00	.00	4,000.00	.0%
04335515 547000 PRINT&BIND	.00	.00	.00	.00	.00	425.00	.0%
04335515 549000 OT CUR CHG	.00	.00	.00	.00	.00	500.00	.0%
04335515 549002 ADVERTISIN	.00	.00	.00	.00	.00	750.00	.0%
04335515 549081 BACKGROUND	.00	.00	.00	.00	.00	213.00	.0%
04335515 552000 MISC SUPPL	.00	.00	.00	.00	.00	775.00	.0%
04335515 552020 GAS/OIL&LU	.00	.00	.00	.00	.00	5,000.00	.0%
04335515 552040 TOOLS&SMI	.00	.00	.00	.00	.00	500.00	.0%
04335515 552051 SAFETY APP	.00	.00	.00	.00	.00	1,300.00	.0%
04335515 552640 EQUIP<\$750	.00	.00	.00	.00	.00	2,350.00	.0%
04335515 554000 DUES/SUBSC	.00	.00	.00	.00	.00	380.00	.0%
04335515 555000 TRAINING	.00	.00	.00	.00	.00	5,013.00	.0%
04335515 564000 EQUIPMENT	.00	.00	.00	.00	.00	800.00	.0%
04335515 564001 EQ\$5000 OG	.00	.00	.00	.00	.00	29,453.00	.0%
04335515 564001 FRP EQ\$5000 OG	.00	.00	.00	.00	.00	28,500.00	.0%
TOTAL DEVELOPMENT SERVICES	.00	.00	.00	.00	.00	498,191.00	.0%
04335581 DEVELOPMENT SERVICES							
04335581 591010 TO-GENERAL	.00	.00	.00	.00	.00	5,117.00	.0%
TOTAL DEVELOPMENT SERVICES	.00	.00	.00	.00	.00	5,117.00	.0%
04621562 ANIMAL CONTROL							
04621562 512000 REG SALARY	431,969.19	507,637.00	453,233.00	441,433.75	.00	503,314.00	-.9%

10/06/2017 18:40
6235cwoo

BOARD OF COMMISSIONERS
NEXT YEAR / CURRENT YEAR BUDGET ANALYSIS

P 53
bgnyrpts

PROJECTION: 20181 2017/2018 BUDGET

FOR PERIOD 99

ACCOUNTS FOR:

MUNICIPAL SERVICE FUND	2016 ACTUAL	2017 ORIG BUD	2017 REVISED BUD	2017 ACTUAL	2017 PROJECTION	2018 RECOMMENED	PCT CHANGE
04621562 512001 HIRMA SAL-EMERG	.00	.00	.00	1,584.59	.00	.00	.0%
04621562 512001 HMATT SAL-EMERG	.00	.00	1,957.00	1,956.71	.00	.00	.0%
04621562 512002 SAL ON CAL	9,220.00	6,620.00	9,120.00	8,410.00	.00	9,500.00	43.5%
04621562 514000 OVERTIME	6,577.92	4,000.00	10,500.00	11,606.51	.00	7,000.00	75.0%
04621562 514001 HHERM OT-EMERGEN	396.30	.00	.00	.00	.00	.00	.0%
04621562 514001 HIRMA OT-EMERGEN	.00	.00	.00	13,508.76	.00	.00	.0%
04621562 514001 HMATT OT-EMERGEN	.00	.00	11,003.00	11,002.80	.00	.00	.0%
04621562 521010 FICA TAXES	27,110.41	32,132.00	32,132.00	27,893.55	.00	32,228.00	.3%
04621562 521010 HHERM FICA TAXES	24.57	.00	.00	.00	.00	.00	.0%
04621562 521010 HIRMA FICA TAXES	.00	.00	.00	929.46	.00	.00	.0%
04621562 521010 HMATT FICA TAXES	.00	.00	801.00	800.43	.00	.00	.0%
04621562 521020 MEDICARE T	6,340.75	7,515.00	7,515.00	6,523.44	.00	7,537.00	.3%
04621562 521020 HHERM MEDICARE T	5.75	.00	.00	.00	.00	.00	.0%
04621562 521020 HIRMA MEDICARE T	.00	.00	.00	217.37	.00	.00	.0%
04621562 521020 HMATT MEDICARE T	.00	.00	188.00	187.21	.00	.00	.0%
04621562 522000 RETIREMENT	31,768.86	38,174.00	38,174.00	35,174.96	.00	41,156.00	7.8%
04621562 522000 HHERM RETIREMENT	29.80	.00	.00	.00	.00	.00	.0%
04621562 522000 HIRMA RETIREMENT	.00	.00	.00	1,195.37	.00	.00	.0%
04621562 522000 HMATT RETIREMENT	.00	.00	975.00	974.56	.00	.00	.0%
04621562 523010 L & H INS	71,575.89	107,235.00	107,235.00	90,837.63	.00	117,133.00	9.2%
04621562 523010 HHERM L & H INS	71.17	.00	.00	.00	.00	.00	.0%
04621562 524010 WKRS COMP	6,265.65	9,264.00	7,264.00	5,038.13	.00	7,863.00	-15.1%
04621562 531030 PS-MED WAS	.00	450.00	450.00	429.00	.00	450.00	.0%
04621562 531031 EMPLOY PHY	795.00	340.00	340.00	150.00	.00	340.00	.0%
04621562 531032 VET SVC	20,210.46	20,000.00	20,000.00	14,071.09	.00	40,000.00	100.0%
04621562 531033 VET-STERIL	36,808.72	20,000.00	37,000.00	35,886.39	.00	45,000.00	125.0%
04621562 531034 PHYS-RABIE	.00	2,400.00	4,721.00	4,682.37	.00	2,676.00	11.5%
04621562 531035 DRUG TEST	329.00	332.00	332.00	250.00	.00	340.00	2.4%
04621562 534000 OT CONT SV	.00	.00	.00	.00	.00	1,600.00	.0%
04621562 540000 TRAVEL & P	1,712.55	1,863.00	2,863.00	3,145.90	.00	2,557.00	37.3%
04621562 541000 COMMUNICAT	4,840.74	7,152.00	6,427.00	5,910.63	.00	6,510.00	-9.0%
04621562 541040 COM-COMPUT	.00	.00	560.00	.00	.00	.00	.0%
04621562 542000 FREIG/POST	555.16	2,000.00	500.00	192.46	.00	2,000.00	.0%
04621562 543000 UTILITY SE	25,662.32	32,400.00	25,067.00	22,702.67	.00	42,000.00	29.6%
04621562 544000 RENTALS/LE	980.66	900.00	900.00	844.53	.00	70.00	-92.2%
04621562 544011 COPIER LEA	1,414.32	1,800.00	1,800.00	1,414.32	.00	5,014.00	178.6%
04621562 544030 RENT-WATER	.00	.00	50.00	17.82	.00	360.00	.0%
04621562 545000 INSURANCE	4,223.00	6,805.00	6,805.00	4,218.29	.00	8,065.00	18.5%
04621562 546000 REPAIRS &	7,359.69	11,416.00	21,597.00	21,608.97	.00	11,416.00	.0%
04621562 546020 MAIN SVC C	588.00	768.00	768.00	637.00	.00	1,254.00	63.3%
04621562 546022 SC-COPIER	1,117.65	668.00	1,668.00	1,759.03	.00	1,960.00	193.4%
04621562 546030 R&M-BLDGS	11,649.10	13,470.00	13,470.00	11,714.05	.00	24,000.00	78.2%
04621562 546030 AIRRP R&M-BLDGS	15,691.00	.00	.00	.00	.00	.00	.0%
04621562 546030 DUCT R&M-BLDGS	.00	1,485.00	1,485.00	1,255.00	.00	.00	-100.0%

10/06/2017 18:40
6235cwo

BOARD OF COMMISSIONERS
NEXT YEAR / CURRENT YEAR BUDGET ANALYSIS

P 54
bgnyrpts

PROJECTION: 20181 2017/2018 BUDGET

FOR PERIOD 99

ACCOUNTS FOR:

MUNICIPAL SERVICE FUND	2016 ACTUAL	2017 ORIG BUD	2017 REVISED BUD	2017 ACTUAL	2017 PROJECTION	2018 RECOMMENED	PCT CHANGE
04621562 546030 OSSD R&M-BLDGS	.00	46,000.00	46,000.00	37,101.51	.00	42,679.00	-7.2%
04621562 547000 PRINTING &	1,008.22	3,000.00	3,000.00	2,674.16	.00	4,000.00	33.3%
04621562 548000 PROMOTIONS	.00	3,600.00	.00	.00	.00	4,600.00	27.8%
04621562 549000 OTHER CURR	1,471.35	2,000.00	4,000.00	3,845.02	.00	2,000.00	.0%
04621562 549002 ADVERTISIN	2,697.95	1,500.00	1,867.00	1,991.80	.00	1,500.00	.0%
04621562 549005 LF TIPPING	54.47	350.00	328.00	41.58	.00	350.00	.0%
04621562 549081 BACKGROUND	566.50	300.00	300.00	153.00	.00	300.00	.0%
04621562 551000 OFFICE SUP	7,296.85	5,000.00	4,970.00	3,960.59	.00	5,000.00	.0%
04621562 552000 MISCELLANE	866.53	750.00	900.00	862.95	.00	750.00	.0%
04621562 552014 FOOD	22,371.59	15,000.00	13,800.00	9,200.85	.00	15,000.00	.0%
04621562 552020 GAS, OIL &	8,993.33	20,000.00	11,370.00	11,852.32	.00	20,000.00	.0%
04621562 552024 KENNEL SUP	12,575.33	12,000.00	9,850.00	5,627.88	.00	12,000.00	.0%
04621562 552025 A/C SUPPL	2,246.35	4,000.00	4,000.00	3,092.91	.00	4,000.00	.0%
04621562 552030 JANITORIAL	6,705.92	6,000.00	6,000.00	4,997.60	.00	6,000.00	.0%
04621562 552050 UNIFORMS	3,031.68	3,000.00	4,540.00	4,150.97	.00	4,000.00	33.3%
04621562 552051 SAFETY APP	2,100.00	2,500.00	5,590.00	5,580.00	.00	2,500.00	.0%
04621562 552221 MED SUPPLY	54,529.71	35,000.00	45,415.00	45,551.91	.00	40,000.00	14.3%
04621562 552640 EQUIP<\$750	6,213.42	3,200.00	4,660.00	4,319.44	.00	7,317.00	128.7%
04621562 554000 DUES/SUBSC	660.00	1,250.00	1,031.00	255.00	.00	1,250.00	.0%
04621562 555000 TRAINING	2,276.00	3,495.00	4,920.00	4,495.00	.00	3,182.00	-9.0%
04621562 562002 BLDG IMPRO	26,672.09	.00	.00	.00	.00	.00	.0%
04621562 562002 CIP BLDG IMPRO	.00	.00	.00	.00	.00	65,000.00	.0%
04621562 563735 PARK LOT	14,400.00	28,750.00	28,750.00	.00	.00	28,750.00	.0%
04621562 564000 EQUIPMENT	.00	.00	.00	.00	.00	18,983.00	.0%
04621562 564001 EQ\$5000 OG	.00	.00	5,330.00	5,327.00	.00	.00	.0%
04621562 564001 FRP EQ\$5000 OG	.00	51,600.00	51,600.00	49,713.00	.00	58,400.00	13.2%
TOTAL ANIMAL CONTROL	902,030.92	1,085,121.00	1,085,121.00	994,959.24	.00	1,268,904.00	16.9%
04621581 ANIMAL CONTROL-TRANS OUT							
04621581 591010 COST ALLOC	1,856.00	1,856.00	1,856.00	1,856.04	.00	1,856.00	.0%
TOTAL ANIMAL CONTROL-TRANS O	1,856.00	1,856.00	1,856.00	1,856.04	.00	1,856.00	.0%
04730541 DEVELOPER AGREEMENT-TRANSP							
04730541 563022 MAREL	.00	5,000.00	5,000.00	.00	.00	5,000.00	.0%
TOTAL DEVELOPER AGREEMENT-TR	.00	5,000.00	5,000.00	.00	.00	5,000.00	.0%
04999599 RESERVES							
04999599 599001 RES CONTIN	.00	465,415.00	349,619.00	.00	.00	532,523.00	14.4%
04999599 599083 RES-CAP PL	.00	502,990.00	527,242.00	.00	.00	632,564.00	25.8%
04999599 599999 RESV-MFB	.00	1,354,306.00	1,513,667.00	.00	.00	1,513,667.00	11.8%
TOTAL RESERVES	.00	2,322,711.00	2,390,528.00	.00	.00	2,678,754.00	15.3%
TOTAL MUNICIPAL SERVICE FUND	13,069,155.60	15,979,485.00	16,209,574.00	13,288,768.41	.00	18,211,969.00	14.0%

10/06/2017 18:40
6235cwoo

BOARD OF COMMISSIONERS
NEXT YEAR / CURRENT YEAR BUDGET ANALYSIS

P 55
bgnyrpts

PROJECTION: 20181 2017/2018 BUDGET

FOR PERIOD 99

ACCOUNTS FOR:

ONE CENT SMALL COUNTY SURTAX	2016 ACTUAL	2017 ORIG BUD	2017 REVISED BUD	2017 ACTUAL	2017 PROJECTION	2018 RECOMMENED	PCT CHANGE
09061582 SUPERVISOR OF ELECTIONS							
09061582 591910 ADAOS TR-CONS OF	.00	100,000.00	100,000.00	.00	.00	100,000.00	.0%
TOTAL SUPERVISOR OF ELECTION	.00	100,000.00	100,000.00	.00	.00	100,000.00	.0%
09072523 MAINT-DETENTION CENTER							
09072523 546000 RPR&MAINT	87,713.58	250,000.00	258,287.00	8,762.66	.00	200,000.00	-20.0%
TOTAL MAINT-DETENTION CENTER	87,713.58	250,000.00	258,287.00	8,762.66	.00	200,000.00	-20.0%
09075572 MAINT-P&R/BEACH							
09075572 562002 PPBPP BLDG IMPRO	85.21	256,395.00	219,915.00	167,203.54	.00	150,654.00	-41.2%
09075572 562002 PPPK BLDG IMPRO	.00	41,400.00	22,519.00	215.74	.00	.00	-100.0%
09075572 563735 PPPK PARK LOT	.00	150,170.00	169,051.00	160,543.09	.00	.00	-100.0%
TOTAL MAINT-P&R/BEACH	85.21	447,965.00	411,485.00	327,962.37	.00	150,654.00	-66.4%
09099581 TRANSFER OUTS							
09099581 591015 TO-GENERAL	2,936,842.00	2,581,331.00	2,581,331.00	2,581,331.04	.00	3,976,207.00	54.0%
09099581 591030 TO CNTY TR	1,331,312.00	3,286,497.00	3,286,497.00	3,286,497.00	.00	2,614,347.00	-20.5%
09099581 591040 TO-MSF	1,593,339.00	3,246,326.00	3,246,326.00	3,246,326.04	.00	4,099,289.00	26.3%
09099581 591630 CRAW2 TO-CP-TRAN	.00	.00	1,979,107.00	1,687,688.00	.00	.00	.0%
09099581 591630 DYAL TO-CP-TRAN	.00	.00	.00	.00	.00	407,250.00	.0%
09099581 591630 PDCII TO-CP-TRAN	3,589,442.00	.00	.00	.00	.00	.00	.0%
09099581 591630 PDWID TO-CP-TRAN	.00	.00	.00	.00	.00	1,752,000.00	.0%
09099581 591650 SHADM T0-CP-EOC	779,719.00	.00	.00	.00	.00	.00	.0%
TOTAL TRANSFER OUTS	10,230,654.00	9,114,154.00	11,093,261.00	10,801,842.08	.00	12,849,093.00	41.0%
09213521 SHERIFF ADMINISTRATIVE BUILDIN							
09213521 546000 RPR&MAINT	.00	94,888.00	94,888.00	.00	.00	94,888.00	.0%
TOTAL SHERIFF ADMINISTRATIVE	.00	94,888.00	94,888.00	.00	.00	94,888.00	.0%
09252525 PUBLIC SAFETY-COMMUNICATION SY							
09252525 564006 MCOM2 MICRO-EQUI	.00	84,000.00	364,300.00	.00	.00	364,300.00	333.7%
TOTAL PUBLIC SAFETY-COMMUNIC	.00	84,000.00	364,300.00	.00	.00	364,300.00	333.7%
09261526 RESCUE							
09261526 552640 EXTRI EQUIP<\$750	2,004.50	.00	.00	.00	.00	.00	.0%
09261526 564000 EXTRI EQUIPMENT	15,229.16	.00	.00	.00	.00	.00	.0%

10/06/2017 18:40
6235cwo

BOARD OF COMMISSIONERS
NEXT YEAR / CURRENT YEAR BUDGET ANALYSIS

P 56
bgnyrpts

PROJECTION: 20181 2017/2018 BUDGET

FOR PERIOD 99

ACCOUNTS FOR:

ONE CENT SMALL COUNTY SURTAX	2016 ACTUAL	2017 ORIG BUD	2017 REVISED BUD	2017 ACTUAL	2017 PROJECTION	2018 RECOMMENED	PCT CHANGE
09261526 564001 EXTRI EQ\$5000 OG	49,190.00	.00	.00	.00	.00	.00	.0%
TOTAL RESCUE	66,423.66	.00	.00	.00	.00	.00	.0%
09399539 BEACH EROSION CONTROL PROGRAM							
09399539 581202 BRSP AID-F.B.	147,129.92	652,870.00	652,870.00	63,697.62	.00	589,173.00	-9.8%
TOTAL BEACH EROSION CONTROL	147,129.92	652,870.00	652,870.00	63,697.62	.00	589,173.00	-9.8%
09402541 DRAINAGE							
09402541 563300 SFORK DRAIN IMPV	180,653.57	.00	.00	.00	.00	.00	.0%
TOTAL DRAINAGE	180,653.57	.00	.00	.00	.00	.00	.0%
09404541 ROAD & BRIDGE							
09404541 562000 BUILDINGS	710.00	.00	.00	.00	.00	.00	.0%
09404541 562000 CIP BUILDINGS	773.40	.00	.00	.00	.00	.00	.0%
TOTAL ROAD & BRIDGE	1,483.40	.00	.00	.00	.00	.00	.0%
09420541 ENGINEERING SERVICES							
09420541 531400 PS-ENGINEE	.00	12,273.00	12,273.00	.00	.00	12,273.00	.0%
TOTAL ENGINEERING SERVICES	.00	12,273.00	12,273.00	.00	.00	12,273.00	.0%
09691562 HEALTH & WELFARE							
09691562 564000 ITVEQ EQUIPMENT	135.00	.00	.00	.00	.00	.00	.0%
TOTAL HEALTH & WELFARE	135.00	.00	.00	.00	.00	.00	.0%
09711571 LIBRARIES							
09711571 549000 ITLIB OT CUR CHG	4,772.23	.00	15,612.00	15,611.71	.00	.00	.0%
09711571 552640 ITLIB EQUIP<\$750	9,216.72	.00	6,930.00	6,229.48	.00	.00	.0%
09711571 564000 ITLIB EQUIPMENT	3,884.90	25,000.00	2,458.00	1,507.84	.00	.00	-100.0%
TOTAL LIBRARIES	17,873.85	25,000.00	25,000.00	23,349.03	.00	.00	-100.0%
09999599 RESERVES							
09999599 599083 RES-CAP PL	.00	4,087,328.00	1,891,494.00	.00	.00	.00	-100.0%
TOTAL RESERVES	.00	4,087,328.00	1,891,494.00	.00	.00	.00	-100.0%
TOTAL ONE CENT SMALL COUNTY	10,732,152.19	14,868,478.00	14,903,858.00	11,225,613.76	.00	14,360,381.00	-3.4%

10/06/2017 18:40
6235cwoo

BOARD OF COMMISSIONERS
NEXT YEAR / CURRENT YEAR BUDGET ANALYSIS

P 57
bgnyrpts

PROJECTION: 20181 2017/2018 BUDGET

FOR PERIOD 99

ACCOUNTS FOR:

LAW ENFORCE TRAINING	2016 ACTUAL	2017 ORIG BUD	2017 REVISED BUD	2017 ACTUAL	2017 PROJECTION	2018 RECOMMENED	PCT CHANGE
10031521 SHERIFF							
10031521 540000 TRAV&PDIEM	2,263.88	25,000.00	25,643.00	5,312.85	.00	30,000.00	20.0%
10031521 540000 DOMVL TRAV&PDIEM	816.00	30,000.00	29,357.00	191.00	.00	30,000.00	.0%
10031521 552000 DOMVL MISC SUPPL	5,850.38	10,000.00	9,079.00	.00	.00	10,000.00	.0%
10031521 552640 DOMVL EQUIP<\$750	.00	40,000.00	40,000.00	.00	.00	40,000.00	.0%
10031521 554000 DUES/SUBSC	.00	1,000.00	1,000.00	.00	.00	1,000.00	.0%
10031521 555000 TRAINING	1,545.00	33,093.00	33,093.00	4,790.00	.00	32,266.00	-2.5%
10031521 555000 DOMVL TRAINING	.00	26,712.00	26,712.00	9,554.68	.00	29,633.00	10.9%
TOTAL SHERIFF	10,475.26	165,805.00	164,884.00	19,848.53	.00	172,899.00	4.3%
TOTAL LAW ENFORCE TRAINING	10,475.26	165,805.00	164,884.00	19,848.53	.00	172,899.00	4.3%

10/06/2017 18:40
6235cwo

BOARD OF COMMISSIONERS
NEXT YEAR / CURRENT YEAR BUDGET ANALYSIS

P 58
bgnyrpts

PROJECTION: 20181 2017/2018 BUDGET

FOR PERIOD 99

ACCOUNTS FOR:

SHERIFF DONATION FUND	2016 ACTUAL	2017 ORIG BUD	2017 REVISED BUD	2017 ACTUAL	2017 PROJECTION	2018 RECOMMENED	PCT CHANGE
12215521 DARE DONATIONS							
12215521 552211 DARE SUPPL	.00	2,970.00	2,970.00	.00	.00	2,982.00	.4%
TOTAL DARE DONATIONS	.00	2,970.00	2,970.00	.00	.00	2,982.00	.4%
TOTAL SHERIFF DONATION FUND	.00	2,970.00	2,970.00	.00	.00	2,982.00	.4%

10/06/2017 18:40
6235cwoo

BOARD OF COMMISSIONERS
NEXT YEAR / CURRENT YEAR BUDGET ANALYSIS

P 59
bgnyrpts

PROJECTION: 20181 2017/2018 BUDGET

FOR PERIOD 99

ACCOUNTS FOR:

LAW ENFORCEMENT TRUST FUND	2016 ACTUAL	2017 ORIG BUD	2017 REVISED BUD	2017 ACTUAL	2017 PROJECTION	2018 RECOMMENED	PCT CHANGE
13031521 SHERIFF							
13031521 552640 EQUIP<\$750	.00	11,921.00	11,921.00	.00	.00	10,500.00	-11.9%
13031521 581000 AID-OGOV'T	2,000.00	30,000.00	30,000.00	.00	.00	25,000.00	-16.7%
13031521 582000 AID-PRIVAT	21,000.00	30,000.00	43,612.00	2,500.00	.00	43,172.00	43.9%
TOTAL SHERIFF	23,000.00	71,921.00	85,533.00	2,500.00	.00	78,672.00	9.4%
13031581 SHERIFF-TRANS OUT-OTHER FUNDS							
13031581 591010 TO-GENERAL	10,401.00	11,617.00	12,706.00	.00	.00	11,607.00	-.1%
TOTAL SHERIFF-TRANS OUT-OTHE	10,401.00	11,617.00	12,706.00	.00	.00	11,607.00	-.1%
13031582 SHERIFF-TRANS TO CONST OFFICER							
13031582 591910 SHERF TR-CONS OF	1,749.00	.00	.00	.00	.00	.00	.0%
TOTAL SHERIFF-TRANS TO CONST	1,749.00	.00	.00	.00	.00	.00	.0%
13999599 RESERVES							
13999599 599036 REV-REWARD	.00	12,000.00	12,000.00	.00	.00	12,000.00	.0%
TOTAL RESERVES	.00	12,000.00	12,000.00	.00	.00	12,000.00	.0%
TOTAL LAW ENFORCEMENT TRUST	35,150.00	95,538.00	110,239.00	2,500.00	.00	102,279.00	7.1%

10/06/2017 18:40
6235cwo

BOARD OF COMMISSIONERS
NEXT YEAR / CURRENT YEAR BUDGET ANALYSIS

P 61
bgnyrpts

PROJECTION: 20181 2017/2018 BUDGET

FOR PERIOD 99

ACCOUNTS FOR:

NC ANTI-DRUG ENFORC GRANT	2016 ACTUAL	2017 ORIG BUD	2017 REVISED BUD	2017 ACTUAL	2017 PROJECTION	2018 RECOMMENED	PCT CHANGE
15214521 564001 EQ\$5000 OG	.00	.00	19,452.00	9,321.00	.00	.00	.0%
TOTAL DEET-MISC PROGRAM INCO	11,613.66	6,477.00	26,631.00	9,321.00	.00	18,125.00	179.8%
TOTAL NC ANTI-DRUG ENFORC GR	62,046.06	82,988.00	157,826.00	58,279.71	.00	52,285.00	-37.0%

10/06/2017 18:40
6235cwoo

BOARD OF COMMISSIONERS
NEXT YEAR / CURRENT YEAR BUDGET ANALYSIS

P 62
bgnyrpts

PROJECTION: 20181 2017/2018 BUDGET

FOR PERIOD 99

ACCOUNTS FOR:

COURT FACILITY FEES FUND	2016 ACTUAL	2017 ORIG BUD	2017 REVISED BUD	2017 ACTUAL	2017 PROJECTION	2018 RECOMMENED	PCT CHANGE
18160712 GEN OPS/COURTHOUSE FACILITIES							
18160712 531000 PROF SVCS	9,200.00	.00	.00	.00	.00	.00	.0%
18160712 546000 RPR&MAINT	13,375.48	20,000.00	20,000.00	12,655.73	.00	15,000.00	-25.0%
18160712 546030 R&M-BLDGS	43,594.46	20,000.00	50,431.00	38,986.53	.00	100,000.00	400.0%
18160712 549000 OT CUR CHG	809.49	1,200.00	1,200.00	.00	.00	.00	-100.0%
18160712 552000 MISC SUPPL	3,439.27	5,000.00	5,000.00	3,300.49	.00	.00	-100.0%
18160712 552640 EQUIP<\$750	4,442.75	5,000.00	5,000.00	4,645.11	.00	.00	-100.0%
18160712 562000 BUILDINGS	.00	20,000.00	20,000.00	6,445.72	.00	20,000.00	.0%
18160712 562002 HCHW BLDG IMPRO	.00	186,000.00	186,000.00	127,329.20	.00	170,918.00	-8.1%
18160712 564000 EQUIPMENT	31,772.14	20,000.00	20,000.00	5,277.36	.00	20,000.00	.0%
18160712 564001 EQ\$5000 OG	.00	55,000.00	55,000.00	36,202.00	.00	50,000.00	-9.1%
18160712 564002 HCCAM EQ50000 OG	48,430.32	.00	.00	.00	.00	.00	.0%
TOTAL GEN OPS/COURTHOUSE FAC	155,063.91	332,200.00	362,631.00	234,842.14	.00	375,918.00	13.2%
18161605 GEN ADMIN/CIRCUIT-BASS							
18161605 541000 COMMUNICAT	1,163.71	1,300.00	1,300.00	871.01	.00	1,300.00	.0%
18161605 544000 RENTALS/LE	2,575.44	.00	.00	.00	.00	.00	.0%
18161605 546000 REPAIRS &	.00	500.00	500.00	114.34	.00	500.00	.0%
18161605 546020 MAIN SVC C	493.89	825.00	825.00	732.98	.00	850.00	3.0%
18161605 547000 PRINT&BIND	74.75	500.00	500.00	335.10	.00	500.00	.0%
18161605 549000 OTHER CURR	.00	800.00	800.00	.00	.00	800.00	.0%
18161605 551000 OFFICE SUP	121.19	500.00	500.00	418.30	.00	500.00	.0%
18161605 552000 MISCELLANE	350.00	500.00	500.00	.00	.00	500.00	.0%
18161605 552640 EQUIPMENT	.00	700.00	700.00	.00	.00	700.00	.0%
18161605 554000 DUES/SUBSC	100.00	800.00	800.00	480.00	.00	800.00	.0%
18161605 555000 TRAINING	.00	500.00	500.00	.00	.00	500.00	.0%
18161605 564000 EQUIPMENT	.00	5,000.00	5,000.00	915.00	.00	3,000.00	-40.0%
TOTAL GEN ADMIN/CIRCUIT-BASS	4,878.98	11,925.00	11,925.00	3,866.73	.00	9,950.00	-16.6%
18161685 CIR CT-JUV/GUARDIAN AD LITEM							
18161685 541058 COM-AD LIT	469.46	700.00	700.00	385.09	.00	700.00	.0%
18161685 544000 RENT&LEASE	1,388.28	.00	.00	.00	.00	.00	.0%
18161685 546020 MAIN SVC C	154.30	558.00	558.00	58.17	.00	558.00	.0%
18161685 552000 MISC SUPPL	57.68	500.00	500.00	.00	.00	500.00	.0%
18161685 552640 EQUIP<\$750	.00	1,000.00	1,000.00	.00	.00	1,000.00	.0%
TOTAL CIR CT-JUV/GUARDIAN AD	2,069.72	2,758.00	2,758.00	443.26	.00	2,758.00	.0%
18162605 GEN ADMIN/JUDICIAL SUP/COUNTY							
18162605 540000 TRAV&PDIEM	.00	500.00	500.00	.00	.00	500.00	.0%

10/06/2017 18:40
6235cwoo

BOARD OF COMMISSIONERS
NEXT YEAR / CURRENT YEAR BUDGET ANALYSIS

P 63
bgnyrpts

PROJECTION: 20181 2017/2018 BUDGET

FOR PERIOD 99

ACCOUNTS FOR:

COURT FACILITY FEES FUND	2016 ACTUAL	2017 ORIG BUD	2017 REVISED BUD	2017 ACTUAL	2017 PROJECTION	2018 RECOMMENED	PCT CHANGE
18162605 541000 COMMUNICAT	65.01	650.00	650.00	88.43	.00	1,300.00	100.0%
18162605 544000 RENTALS/LE	2,365.20	.00	.00	.00	.00	.00	.0%
18162605 546000 REPAIRS &	.00	500.00	500.00	156.65	.00	500.00	.0%
18162605 546020 MAIN SVC C	624.00	624.00	1,824.00	720.91	.00	825.00	32.2%
18162605 547000 PRINT&BIND	833.19	1,000.00	1,000.00	.00	.00	800.00	-20.0%
18162605 549000 OTHER CURR	781.00	1,500.00	1,500.00	309.00	.00	1,500.00	.0%
18162605 551000 OFFICE SUP	442.28	1,200.00	1,200.00	32.00	.00	1,200.00	.0%
18162605 552000 MISCELLANE	982.60	1,100.00	1,100.00	146.15	.00	1,100.00	.0%
18162605 552640 EQUIPMENT	408.67	800.00	800.00	.00	.00	800.00	.0%
18162605 554000 DUES/SUBSC	1,100.00	1,165.00	1,165.00	570.00	.00	1,100.00	-5.6%
18162605 555000 TRAINING	.00	1,000.00	1,000.00	.00	.00	1,000.00	.0%
18162605 564000 EQUIPMENT	.00	1,200.00	.00	.00	.00	1,200.00	.0%
TOTAL GEN ADMIN/JUDICIAL SUP	7,601.95	11,239.00	11,239.00	2,023.14	.00	11,825.00	5.2%
18170605 GEN ADMIN/CIRCUIT-FOSTER							
18170605 541000 COMMUNICAT	438.87	1,400.00	1,400.00	406.19	.00	1,500.00	7.1%
18170605 542000 FREIG/POST	.00	150.00	150.00	.00	.00	150.00	.0%
18170605 544000 RENTALS/LE	3,573.48	.00	.00	.00	.00	.00	.0%
18170605 546000 REPAIRS &	.00	400.00	1,300.00	.00	.00	400.00	.0%
18170605 546020 MAIN SVC C	955.00	874.00	1,574.00	1,288.14	.00	874.00	.0%
18170605 547000 PRINT&BIND	336.24	1,500.00	600.00	409.70	.00	600.00	-60.0%
18170605 549000 OTHER CURR	993.00	1,200.00	1,200.00	242.00	.00	1,200.00	.0%
18170605 551000 OFFICE SUP	270.45	2,500.00	2,500.00	405.07	.00	2,500.00	.0%
18170605 552000 MISCELLANE	216.75	800.00	1,700.00	1,765.61	.00	1,700.00	112.5%
18170605 552640 EQUIPMENT	540.98	2,800.00	2,800.00	.00	.00	2,800.00	.0%
18170605 554000 DUES/SUBSC	1,285.00	2,000.00	2,000.00	470.00	.00	2,500.00	25.0%
18170605 555000 TRAINING	.00	800.00	800.00	.00	.00	800.00	.0%
18170605 564000 EQUIPMENT	.00	3,400.00	1,800.00	.00	.00	3,400.00	.0%
TOTAL GEN ADMIN/CIRCUIT-FOST	8,609.77	17,824.00	17,824.00	4,986.71	.00	18,424.00	3.4%
18999599 RESERVES							
18999599 599001 RES CONTIN	.00	366,121.00	317,085.00	.00	.00	302,536.00	-17.4%
TOTAL RESERVES	.00	366,121.00	317,085.00	.00	.00	302,536.00	-17.4%
TOTAL COURT FACILITY FEES FU	178,224.33	742,067.00	723,462.00	246,161.98	.00	721,411.00	-2.8%

10/06/2017 18:40
6235cwo

BOARD OF COMMISSIONERS
NEXT YEAR / CURRENT YEAR BUDGET ANALYSIS

P 64
bgnyrpts

PROJECTION: 20181 2017/2018 BUDGET

FOR PERIOD 99

ACCOUNTS FOR:

LAW LIBRARY TRUST FUND	2016 ACTUAL	2017 ORIG BUD	2017 REVISED BUD	2017 ACTUAL	2017 PROJECTION	2018 RECOMMENED	PCT CHANGE
19166714 GEN OPS/PUBLIC LAW LIBRARY							
19166714 534000 OT CONT SV	.00	.00	3,000.00	3,000.00	.00	6,000.00	.0%
19166714 554000 DUES/SUBSC	29,313.23	29,200.00	29,200.00	31,124.26	.00	29,200.00	.0%
19166714 564000 EQUIPMENT	.00	5,100.00	2,100.00	.00	.00	5,100.00	.0%
TOTAL GEN OPS/PUBLIC LAW LIB	29,313.23	34,300.00	34,300.00	34,124.26	.00	40,300.00	17.5%
19999599 RESERVES							
19999599 599001 RES CONTIN	.00	143,120.00	142,527.00	.00	.00	123,327.00	-13.8%
TOTAL RESERVES	.00	143,120.00	142,527.00	.00	.00	123,327.00	-13.8%
TOTAL LAW LIBRARY TRUST FUND	29,313.23	177,420.00	176,827.00	34,124.26	.00	163,627.00	-7.8%

10/06/2017 18:40
6235cwoo

BOARD OF COMMISSIONERS
NEXT YEAR / CURRENT YEAR BUDGET ANALYSIS

P 65
bgnyrpts

PROJECTION: 20181 2017/2018 BUDGET

FOR PERIOD 99

ACCOUNTS FOR:

ACCOUNTS FOR:	2016 ACTUAL	2017 ORIG BUD	2017 REVISED BUD	2017 ACTUAL	2017 PROJECTION	2018 RECOMMENED	PCT CHANGE
CRIMINAL JUSTICE TRUST							
<hr/>							
20160605 COURT SYSTEM-INNOVATIONS							
20160605 513000 SALARY-N/R	.00	3,000.00	.00	.00	.00	1,500.00	-50.0%
20160605 531000 PROF SVCS	3,760.38	6,000.00	.00	.00	.00	.00	-100.0%
20160605 534000 OT CONT SV	.00	.00	15,850.00	9,650.00	.00	30,200.00	.0%
20160605 540000 TRAV&PDIEM	.00	2,000.00	.00	.00	.00	3,500.00	75.0%
20160605 549000 OT CUR CHG	702.00	.00	11,150.00	8,467.80	.00	.00	.0%
20160605 552000 MISC SUPPL	.00	5,000.00	.00	.00	.00	.00	-100.0%
TOTAL COURT SYSTEM-INNOVATIO	4,462.38	16,000.00	27,000.00	18,117.80	.00	35,200.00	120.0%
<hr/>							
20164602 GEN ADM/ST ATTY ADMINISTRATION							
20164602 534000 OT CONT SV	300.00	500.00	500.00	150.00	.00	500.00	.0%
20164602 541000 COMMUNICAT	1,201.43	10,000.00	9,500.00	610.93	.00	10,000.00	.0%
20164602 543000 UTILITY SV	31,062.37	34,500.00	34,500.00	33,044.86	.00	34,500.00	.0%
20164602 544000 RENT&LEASE	2,415.48	2,492.00	2,492.00	2,367.60	.00	.00	-100.0%
20164602 546020 MAIN SVC C	708.00	1,416.00	1,416.00	708.00	.00	1,416.00	.0%
20164602 549000 OT CUR CHG	360.00	1,200.00	1,200.00	300.00	.00	1,200.00	.0%
20164602 552000 MISC SUPPL	.00	500.00	1,000.00	776.00	.00	500.00	.0%
TOTAL GEN ADM/ST ATTY ADMINI	36,047.28	50,608.00	50,608.00	37,957.39	.00	48,116.00	-4.9%
<hr/>							
20165603 GEN ADM/PUBLIC DEFENDER ADMIN							
20165603 541000 COMMUNICAT	417.24	2,500.00	1,985.00	418.97	.00	2,500.00	.0%
20165603 543000 UTILITY SV	14,617.57	18,500.00	17,923.00	15,643.17	.00	17,923.00	-3.1%
20165603 546020 MAIN SVC C	749.92	500.00	1,015.00	628.50	.00	500.00	.0%
20165603 546050 R&M-EQUIP	.00	.00	577.00	577.00	.00	600.00	.0%
20165603 549000 OT CUR CHG	.00	1,000.00	1,000.00	.00	.00	1,000.00	.0%
20165603 551000 OFFICE SUP	460.60	2,500.00	2,500.00	315.36	.00	2,500.00	.0%
20165603 552000 MISC SUPPL	.00	1,000.00	1,000.00	.00	.00	1,000.00	.0%
20165603 554000 DUES/SUBSC	1,067.80	2,500.00	2,500.00	80.00	.00	2,500.00	.0%
TOTAL GEN ADM/PUBLIC DEFENDE	17,313.13	28,500.00	28,500.00	17,663.00	.00	28,523.00	.1%
<hr/>							
20999599 RESERVES							
20999599 599001 RES CONTIN	.00	169,235.00	160,441.00	.00	.00	120,996.00	-28.5%
TOTAL RESERVES	.00	169,235.00	160,441.00	.00	.00	120,996.00	-28.5%
TOTAL CRIMINAL JUSTICE TRUST	57,822.79	264,343.00	266,549.00	73,738.19	.00	232,835.00	-11.9%

10/06/2017 18:40
6235cwo

BOARD OF COMMISSIONERS
NEXT YEAR / CURRENT YEAR BUDGET ANALYSIS

P 66
bgnyrpts

PROJECTION: 20181 2017/2018 BUDGET

FOR PERIOD 99

ACCOUNTS FOR:

SPECIAL DRUG AND ALCOHOL REHAB	2016 ACTUAL	2017 ORIG BUD	2017 REVISED BUD	2017 ACTUAL	2017 PROJECTION	2018 RECOMMENED	PCT CHANGE
22160569 COURT SYSTEM							
22160569 582002 NC-M/A& DR	3,782.15	4,500.00	4,500.00	4,500.00	.00	4,000.00	-11.1%
TOTAL COURT SYSTEM	3,782.15	4,500.00	4,500.00	4,500.00	.00	4,000.00	-11.1%
TOTAL SPECIAL DRUG AND ALCOH	3,782.15	4,500.00	4,500.00	4,500.00	.00	4,000.00	-11.1%

10/06/2017 18:40
6235cwo

BOARD OF COMMISSIONERS
NEXT YEAR / CURRENT YEAR BUDGET ANALYSIS

P 67
bgnyrpts

PROJECTION: 20181 2017/2018 BUDGET

FOR PERIOD 99

ACCOUNTS FOR:

LEGAL AID TRUST FUND	2016 ACTUAL	2017 ORIG BUD	2017 REVISED BUD	2017 ACTUAL	2017 PROJECTION	2018 RECOMMENED	PCT CHANGE
23160564 COURT SYSTEM							
23160564 531204 LEGAL AID	83,655.00	84,910.00	84,910.00	62,741.25	.00	84,910.00	.0%
TOTAL COURT SYSTEM	83,655.00	84,910.00	84,910.00	62,741.25	.00	84,910.00	.0%
TOTAL LEGAL AID TRUST FUND	83,655.00	84,910.00	84,910.00	62,741.25	.00	84,910.00	.0%

10/06/2017 18:40
6235cwo

BOARD OF COMMISSIONERS
NEXT YEAR / CURRENT YEAR BUDGET ANALYSIS

P 68
bgnyrpts

PROJECTION: 20181 2017/2018 BUDGET

FOR PERIOD 99

ACCOUNTS FOR:

DRIVER ED SAFETY TRUST FUND	2016 ACTUAL	2017 ORIG BUD	2017 REVISED BUD	2017 ACTUAL	2017 PROJECTION	2018 RECOMMENED	PCT CHANGE
<hr/>							
24236569 DRIVER ED SAFETY							
24236569 581008 SCH BOARD	41,519.49	41,695.00	39,105.00	39,104.46	.00	36,075.00	-13.5%
TOTAL DRIVER ED SAFETY	41,519.49	41,695.00	39,105.00	39,104.46	.00	36,075.00	-13.5%
<hr/>							
24999599 RESERVES							
24999599 599900 CASH TO BE	.00	42,950.00	42,950.00	.00	.00	40,050.00	-6.8%
TOTAL RESERVES	.00	42,950.00	42,950.00	.00	.00	40,050.00	-6.8%
TOTAL DRIVER ED SAFETY TRUST	41,519.49	84,645.00	82,055.00	39,104.46	.00	76,125.00	-10.1%

10/06/2017 18:40
6235cwoo

BOARD OF COMMISSIONERS
NEXT YEAR / CURRENT YEAR BUDGET ANALYSIS

P 69
bgnyrpts

PROJECTION: 20181 2017/2018 BUDGET

FOR PERIOD 99

ACCOUNTS FOR:

911 OPER & MAINT FUND	2016 ACTUAL	2017 ORIG BUD	2017 REVISED BUD	2017 ACTUAL	2017 PROJECTION	2018 RECOMMENED	PCT CHANGE
<hr/>							
26252525 PUBLIC SAFETY-911 COMM							
26252525 524010 WKRS COMP	326.51	500.00	500.00	271.92	.00	500.00	.0%
26252525 564001 911CC EQ\$5000 OG	6,618.00	.00	.00	.00	.00	.00	.0%
TOTAL PUBLIC SAFETY-911 COMM	6,944.51	500.00	500.00	271.92	.00	500.00	.0%
<hr/>							
26252582 SHERIFF-TRANS TO CONST OFFICER							
26252582 591910 PROPA TR-CONS OF	16,547.00	10,250.00	10,250.00	10,250.00	.00	53,225.00	419.3%
26252582 591910 SHERF TR-CONS OF	446,353.26	355,000.00	355,000.00	323,934.73	.00	355,000.00	.0%
TOTAL SHERIFF-TRANS TO CONST	462,900.26	365,250.00	365,250.00	334,184.73	.00	408,225.00	11.8%
<hr/>							
26999599 RESERVES							
26999599 599001 RES CONTIN	.00	171,957.00	251,775.00	.00	.00	210,028.00	22.1%
TOTAL RESERVES	.00	171,957.00	251,775.00	.00	.00	210,028.00	22.1%
TOTAL 911 OPER & MAINT FUND	469,844.77	537,707.00	617,525.00	334,456.65	.00	618,753.00	15.1%

10/06/2017 18:40
6235cwo

BOARD OF COMMISSIONERS
NEXT YEAR / CURRENT YEAR BUDGET ANALYSIS

P 70
bgnyrpts

PROJECTION: 20181 2017/2018 BUDGET

FOR PERIOD 99

ACCOUNTS FOR:

EMS COUNTY AWARD-HRS FUND	2016 ACTUAL	2017 ORIG BUD	2017 REVISED BUD	2017 ACTUAL	2017 PROJECTION	2018 RECOMMENED	PCT CHANGE
27261525 EMS AWARDED GRANTS							
27261525 564000 C1745 EQUIPMENT	.00	9,937.00	.00	.00	.00	.00	-100.0%
27261525 564001 C1645 EQ\$5000 OG	9,248.21	.00	.00	.00	.00	.00	.0%
27261525 564001 C1745 EQ\$5000 OG	.00	.00	9,960.00	9,959.47	.00	.00	.0%
27261525 564001 C1845 EQ\$5000 OG	.00	.00	.00	.00	.00	8,885.00	.0%
TOTAL EMS AWARDED GRANTS	9,248.21	9,937.00	9,960.00	9,959.47	.00	8,885.00	-10.6%
TOTAL EMS COUNTY AWARD-HRS F	9,248.21	9,937.00	9,960.00	9,959.47	.00	8,885.00	-10.6%

10/06/2017 18:40
6235cwo

BOARD OF COMMISSIONERS
NEXT YEAR / CURRENT YEAR BUDGET ANALYSIS

P 71
bgnyrpts

PROJECTION: 20181 2017/2018 BUDGET

FOR PERIOD 99

ACCOUNTS FOR:

GRANTS	2016 ACTUAL	2017 ORIG BUD	2017 REVISED BUD	2017 ACTUAL	2017 PROJECTION	2018 RECOMMENED	PCT CHANGE
35005538 GRANT-FLOOD CONTROL/STORMWATER							
35005538 546510 THCRK DRAIN MAIN	100,500.00	487,500.00	987,500.00	852,000.00	.00	223,500.00	-54.2%
TOTAL GRANT-FLOOD CONTROL/ST	100,500.00	487,500.00	987,500.00	852,000.00	.00	223,500.00	-54.2%
TOTAL GRANTS	100,500.00	487,500.00	987,500.00	852,000.00	.00	223,500.00	-54.2%

10/06/2017 18:40
6235cwo

BOARD OF COMMISSIONERS
NEXT YEAR / CURRENT YEAR BUDGET ANALYSIS

P 72
bgnyrpts

PROJECTION: 20181 2017/2018 BUDGET

FOR PERIOD 99

ACCOUNTS FOR:

AI BEACH RENOURISHMENT MSTU	2016 ACTUAL	2017 ORIG BUD	2017 REVISED BUD	2017 ACTUAL	2017 PROJECTION	2018 RECOMMENED	PCT CHANGE
36399539 AI BEACH RENOURISHMENT MSTU							
36399539 581202 AID-F.B.	.00	300,000.00	300,000.00	.00	.00	629,481.00	109.8%
TOTAL AI BEACH RENOURISHMENT	.00	300,000.00	300,000.00	.00	.00	629,481.00	109.8%
36399582 AIBR MSTU-TRANSFER OUT							
36399582 591910 PROPA TR-CONS OF	.00	6,000.00	5,775.00	.00	.00	.00	-100.0%
36399582 591910 TAXCO TR-CONS OF	.00	6,000.00	6,225.00	6,189.73	.00	6,673.00	11.2%
TOTAL AIBR MSTU-TRANSFER OUT	.00	12,000.00	12,000.00	6,189.73	.00	6,673.00	-44.4%
TOTAL AI BEACH RENOURISHMENT	.00	312,000.00	312,000.00	6,189.73	.00	636,154.00	103.9%

10/06/2017 18:40
6235cwoo

BOARD OF COMMISSIONERS
NEXT YEAR / CURRENT YEAR BUDGET ANALYSIS

P 73
bgnyrpts

PROJECTION: 20181 2017/2018 BUDGET

FOR PERIOD 99

ACCOUNTS FOR:

AI TOURIST DEVELOP FUND	2016 ACTUAL	2017 ORIG BUD	2017 REVISED BUD	2017 ACTUAL	2017 PROJECTION	2018 RECOMMENED	PCT CHANGE
37521582 TDC ADMIN FEES-TRANS OUT							
37521582 591910 CLERK ADM FEE-CL	79,448.34	71,938.00	71,938.00	77,061.74	.00	84,263.00	17.1%
37521582 591910 TAXCO ADMIN-TC	79,448.33	71,938.00	71,938.00	77,061.74	.00	84,263.00	17.1%
TOTAL TDC ADMIN FEES-TRANS O	158,896.67	143,876.00	143,876.00	154,123.48	.00	168,526.00	17.1%
37522552 TDC RESEARCH/ADMIN							
37522552 531041 MNGT-CVB	770,648.91	697,800.00	697,800.00	747,498.85	.00	817,346.00	17.1%
TOTAL TDC RESEARCH/ADMIN	770,648.91	697,800.00	697,800.00	747,498.85	.00	817,346.00	17.1%
37523552 TDC MARKETING							
37523552 548110 ADV CONT-A	179,480.86	275,000.00	575,000.00	382,917.85	.00	250,000.00	-9.1%
37523552 548120 ADV CONT-M	1,694,531.27	2,921,000.00	3,371,000.00	2,111,026.71	.00	2,817,659.00	-3.5%
37523552 548200 ADV CONT-A	.00	.00	1,250.00	1,250.00	.00	.00	.0%
37523552 548240 ADV CONT-W	245,366.12	275,000.00	275,000.00	194,372.80	.00	316,000.00	14.9%
37523552 548250 ADV-FOCUS	66,953.74	72,000.00	92,000.00	82,340.00	.00	92,000.00	27.8%
37523552 548330 ADV IN HOU	41,058.86	30,000.00	45,000.00	42,738.60	.00	42,175.00	40.6%
37523552 548350 ADV IN HOU	57,330.00	60,000.00	60,000.00	60,000.00	.00	60,000.00	.0%
37523552 548520 SPECIAL EV	470,070.65	400,000.00	515,000.00	502,838.61	.00	450,000.00	12.5%
37523552 548530 GRANT - MU	17,500.00	17,500.00	17,500.00	17,500.00	.00	17,500.00	.0%
37523552 548640 EQUIP	616.58	1,299.00	1,299.00	550.00	.00	3,500.00	169.4%
37523552 548710 P R - AGEN	72,400.00	78,000.00	78,000.00	72,700.00	.00	82,000.00	5.1%
37523552 548720 P R - AGEN	37,922.73	45,000.00	43,750.00	34,204.25	.00	25,000.00	-44.4%
37523552 548740 P R FUNCTI	525.67	25,000.00	25,000.00	2,036.65	.00	15,000.00	-40.0%
37523552 548770 P R - MISC	.00	5,000.00	5,000.00	.00	.00	5,000.00	.0%
TOTAL TDC MARKETING	2,883,756.48	4,204,799.00	5,104,799.00	3,504,475.47	.00	4,175,834.00	-.7%
37523581 TRANS OUT-GENERAL-EQUIPMENT							
37523581 591016 TO-G-EQUIP	766.01	1,000.00	1,000.00	942.92	.00	1,000.00	.0%
TOTAL TRANS OUT-GENERAL-EQUI	766.01	1,000.00	1,000.00	942.92	.00	1,000.00	.0%
37524552 TDC TRADE SHOWS/TRAVEL TR							
37524552 548015 INFO SERV	.00	4,500.00	4,500.00	.00	.00	.00	-100.0%
37524552 548018 TT PUB	31,027.00	10,000.00	85,000.00	63,864.17	.00	164,500.00	1545.0%
37524552 548019 HOSPITALIT	156,023.95	130,000.00	130,000.00	108,446.76	.00	165,947.00	27.7%
37524552 548111 DUES/SUBSC	11,112.44	25,000.00	25,000.00	5,178.00	.00	35,000.00	40.0%
37524552 548121 PRINTING-B	118,708.67	225,000.00	200,000.00	88,011.34	.00	175,000.00	-22.2%
37524552 548131 FREIGHT/FE	219.89	5,000.00	5,000.00	.00	.00	5,000.00	.0%
37524552 548141 REGIST-REG	26,247.15	35,000.00	335,000.00	37,189.75	.00	75,000.00	114.3%

10/06/2017 18:40
6235cwoo

BOARD OF COMMISSIONERS
NEXT YEAR / CURRENT YEAR BUDGET ANALYSIS

P 74
bgnyrpts

PROJECTION: 20181 2017/2018 BUDGET

FOR PERIOD 99

ACCOUNTS FOR:

AI TOURIST DEVELOP FUND	2016 ACTUAL	2017 ORIG BUD	2017 REVISED BUD	2017 ACTUAL	2017 PROJECTION	2018 RECOMMENED	PCT CHANGE
37524552 548151 OTHER TRAV	22,707.42	45,000.00	45,000.00	32,569.20	.00	60,000.00	33.3%
37524552 548161 ON ISLAND	66,868.99	25,000.00	25,000.00	16,157.48	.00	30,000.00	20.0%
37524552 548180 PROMOTIONA	37,355.55	28,700.00	28,700.00	17,907.69	.00	49,450.00	72.3%
TOTAL TDC TRADE SHOWS/TRAVEL	470,271.06	533,200.00	883,200.00	369,324.39	.00	759,897.00	42.5%
37525539 TDC BEACH IMPROVMENTS							
37525539 534102 CS-BEACHCL	116,101.02	455,200.00	165,240.00	165,678.87	.00	534,897.00	17.5%
37525539 534102 HMATT CS-BEACHCL	.00	.00	435,500.00	426,828.45	.00	.00	.0%
37525539 554000 DUES/SUBSC	6,000.00	10,000.00	7,500.00	6,500.00	.00	10,000.00	.0%
37525539 581202 BRSP AID-F.B.	.00	.00	856,960.00	856,960.00	.00	.00	.0%
TOTAL TDC BEACH IMPROVMENTS	122,101.02	465,200.00	1,465,200.00	1,455,967.32	.00	544,897.00	17.1%
37999599 RESERVES							
37999599 599052 RESERA/ADM	.00	50,119.00	54,308.00	.00	.00	49,729.00	-.8%
37999599 599053 RES-MARKET	.00	1,256,399.00	606,173.00	.00	.00	499,999.00	-60.2%
37999599 599054 RES-TRADE	.00	528,657.00	277,277.00	.00	.00	235,558.00	-55.4%
37999599 599055 RES-BEACH	.00	2,105,046.00	1,095,307.00	.00	.00	1,505,588.00	-28.5%
TOTAL RESERVES	.00	3,940,221.00	2,033,065.00	.00	.00	2,290,874.00	-41.9%
TOTAL AI TOURIST DEVELOP FUN	4,406,440.15	9,986,096.00	10,328,940.00	6,232,332.43	.00	8,758,374.00	-12.3%

10/06/2017 18:40
6235cwoo

BOARD OF COMMISSIONERS
NEXT YEAR / CURRENT YEAR BUDGET ANALYSIS

P 75
bgnyrpts

PROJECTION: 20181 2017/2018 BUDGET

FOR PERIOD 99

ACCOUNTS FOR:

NC IMPACT FEE ORD FUND	2016 ACTUAL	2017 ORIG BUD	2017 REVISED BUD	2017 ACTUAL	2017 PROJECTION	2018 RECOMMENED	PCT CHANGE
41152521 PLANNING D502-LAW ENFORCEMENT							
41152521 531000 PROF SVCS	19.53	.00	.00	.00	.00	.00	.0%
41152521 531015 IMPACT STU	287.55	.00	.00	.00	.00	.00	.0%
41152521 549002 ADVERTISIN	190.54	.00	.00	.00	.00	.00	.0%
41152521 564400 EQ-LAW-ENF	.00	74,750.00	80,012.00	.00	.00	82,230.00	10.0%
TOTAL PLANNING D502-LAW ENFO	497.62	74,750.00	80,012.00	.00	.00	82,230.00	10.0%
41152522 PLANNING D502-FIRE & RESCUE							
41152522 531000 PROF SVCS	19.53	.00	.00	.00	.00	.00	.0%
41152522 531015 IMPACT STU	287.55	.00	.00	.00	.00	.00	.0%
41152522 549002 ADVERTISIN	190.54	.00	.00	.00	.00	.00	.0%
41152522 564300 EQUIP F&R	.00	19,130.00	.00	.00	.00	895.00	-95.3%
TOTAL PLANNING D502-FIRE & R	497.62	19,130.00	.00	.00	.00	895.00	-95.3%
41152526 PLANNING D502-RESCUE							
41152526 564300 EQUIP F&R	24,228.86	.00	.00	.00	.00	.00	.0%
TOTAL PLANNING D502-RESCUE	24,228.86	.00	.00	.00	.00	.00	.0%
41152541 PLANNING D502-TRANSPORTATION							
41152541 563100 RD CONSTRU	.00	795,800.00	795,983.00	.00	.00	803,115.00	.9%
TOTAL PLANNING D502-TRANSPOR	.00	795,800.00	795,983.00	.00	.00	803,115.00	.9%
41152572 D502-COMMUNITY PARK							
41152572 531000 PROF SVCS	15.63	.00	.00	.00	.00	.00	.0%
41152572 531015 IMPACT STU	287.44	.00	.00	.00	.00	.00	.0%
41152572 549002 ADVERTISIN	152.44	.00	.00	.00	.00	.00	.0%
41152572 563000 PARK DEV	.00	138,450.00	141,245.00	.00	.00	144,570.00	4.4%
TOTAL D502-COMMUNITY PARK	455.51	138,450.00	141,245.00	.00	.00	144,570.00	4.4%
41152581 PLANNING D502-TRANS OUT-FUNDS							
41152581 591412 TO-BZP/TRA	.00	.00	75.00	.00	.00	75.00	.0%
41152581 591413 TO-BZP/F&R	979.96	100.00	55.00	158.42	.00	55.00	-45.0%
41152581 591414 TO-BZP/LAW	919.49	200.00	200.00	83.78	.00	200.00	.0%
41152581 591415 TO-BZP/PRK	900.13	100.00	100.00	78.62	.00	100.00	.0%
TOTAL PLANNING D502-TRANS OU	2,799.58	400.00	430.00	320.82	.00	430.00	7.5%
41152582 PLANNING D502-TRANS TO CONST O							
41152582 591912 CLERK ADM FEE-CL	.00	.00	.00	12.08	.00	20.00	.0%

10/06/2017 18:40
6235cwoo

BOARD OF COMMISSIONERS
NEXT YEAR / CURRENT YEAR BUDGET ANALYSIS

P 76
bgnyrpts

PROJECTION: 20181 2017/2018 BUDGET

FOR PERIOD 99

ACCOUNTS FOR:

NC	IMPACT	FEE	ORD	FUND	2016 ACTUAL	2017 ORIG BUD	2017 REVISED BUD	2017 ACTUAL	2017 PROJECTION	2018 RECOMMENED	PCT CHANGE
41152582	591913	CLERK	ADM	FEE-CL	312.75	50.00	-25.00	19.97	.00	20.00	-60.0%
41152582	591914	CLERK	ADM	FEE-CL	306.32	100.00	100.00	22.16	.00	20.00	-80.0%
41152582	591915	CLERK	ADM	FEE-CL	306.32	50.00	50.00	21.60	.00	20.00	-60.0%
TOTAL PLANNING D502-TRANS TO					925.39	200.00	125.00	75.81	.00	80.00	-60.0%
41153521	PLANNING	D503-LAW	ENFORCEMENT								
41153521	531000	PROF	SVCS		19.53	.00	.00	.00	.00	.00	.0%
41153521	531015	IMPACT	STU		287.55	.00	.00	.00	.00	.00	.0%
41153521	549002	ADVERTISIN			190.54	.00	.00	.00	.00	.00	.0%
41153521	564400	EQ-LAW	ENF		.00	707,200.00	715,001.00	.00	.00	726,580.00	2.7%
TOTAL PLANNING D503-LAW ENFO					497.62	707,200.00	715,001.00	.00	.00	726,580.00	2.7%
41153522	PLANNING	D503-FIRE &	RESCUE								
41153522	531000	PROF	SVCS		19.53	.00	.00	.00	.00	.00	.0%
41153522	531015	IMPACT	STU		287.55	.00	.00	.00	.00	.00	.0%
41153522	549002	ADVERTISIN			190.54	.00	.00	.00	.00	.00	.0%
41153522	562300	ST90	BLDG-F&R		42,802.33	.00	.00	.00	.00	.00	.0%
41153522	564300	EQUIP	F&R		.00	6,150.00	68,950.00	.00	.00	70,510.00	1046.5%
TOTAL PLANNING D503-FIRE & R					43,299.95	6,150.00	68,950.00	.00	.00	70,510.00	1046.5%
41153526	PLANNING	D503-RESCUE									
41153526	549405	REFUND	PYR		10,342.08	.00	.00	.00	.00	.00	.0%
41153526	564300	EQUIP	F&R		270,627.66	.00	.00	.00	.00	.00	.0%
TOTAL PLANNING D503-RESCUE					280,969.74	.00	.00	.00	.00	.00	.0%
41153572	D503	COMMUNITY	PARK								
41153572	531000	PROF	SVCS		15.63	.00	.00	.00	.00	.00	.0%
41153572	531015	IMPACT	STU		287.44	.00	.00	.00	.00	.00	.0%
41153572	549002	ADVERTISIN			152.44	.00	.00	.00	.00	.00	.0%
41153572	562701	NFLY	YBPK	BLDG	81,285.82	.00	.00	.00	.00	.00	.0%
41153572	563000	PARK	DEV		.00	179,350.00	190,019.00	.00	.00	192,050.00	7.1%
41153572	563732	NFLY	YULEE	BP I	389,160.44	.00	.00	.00	.00	.00	.0%
TOTAL D503 COMMUNITY PARK					470,901.77	179,350.00	190,019.00	.00	.00	192,050.00	7.1%
41153581	PLANNING	D503-TRANS	OUT-FUNDS								
41153581	591413	TO-BZP	F&R		4,423.09	400.00	400.00	143.36	.00	400.00	.0%
41153581	591414	TO-BZP	LAW		4,362.62	400.00	400.00	81.42	.00	400.00	.0%
41153581	591415	TO-BZP	PRK		4,599.04	200.00	200.00	80.24	.00	200.00	.0%
TOTAL PLANNING D503-TRANS OU					13,384.75	1,000.00	1,000.00	305.02	.00	1,000.00	.0%
41153582	PLANNING	D503-TRANS	TO CONST O								
41153582	591913	CLERK	T/O-F & R		725.07	100.00	100.00	33.46	.00	20.00	-80.0%

10/06/2017 18:40
6235cwoo

BOARD OF COMMISSIONERS
NEXT YEAR / CURRENT YEAR BUDGET ANALYSIS

P 77
bgnyrpts

PROJECTION: 20181 2017/2018 BUDGET

FOR PERIOD 99

ACCOUNTS FOR:

NC	IMPACT	FEE	ORD	FUND	2016 ACTUAL	2017 ORIG BUD	2017 REVISED BUD	2017 ACTUAL	2017 PROJECTION	2018 RECOMMENED	PCT CHANGE
41153582	591914	CLERK	ADM	FEE-CL	699.70	100.00	100.00	34.68	.00	20.00	-80.0%
41153582	591915	CLERK	ADM	FEE-CL	825.38	50.00	50.00	37.08	.00	20.00	-60.0%
TOTAL PLANNING D503-TRANS TO					2,250.15	250.00	250.00	105.22	.00	60.00	-76.0%
41154521	PLANNING	D504-LAW	ENFORCEMENT								
41154521	531000	PROF	SVCS		19.53	.00	.00	.00	.00	.00	.0%
41154521	531015	IMPACT	STU		287.55	.00	.00	.00	.00	.00	.0%
41154521	549002	ADVERTISIN			190.54	.00	.00	.00	.00	.00	.0%
41154521	564400	EQ-LAW	ENF		.00	29,500.00	30,463.00	.00	.00	30,930.00	4.8%
TOTAL PLANNING D504-LAW ENFO					497.62	29,500.00	30,463.00	.00	.00	30,930.00	4.8%
41154522	PLANNING	D504-FIRE &	RESCUE								
41154522	531000	PROF	SVCS		19.53	.00	.00	.00	.00	.00	.0%
41154522	531015	IMPACT	STU		287.55	.00	.00	.00	.00	.00	.0%
41154522	549002	ADVERTISIN			190.54	.00	.00	.00	.00	.00	.0%
41154522	564300	EQUIP	F&R		.00	7,900.00	.00	.00	.00	.00	-100.0%
TOTAL PLANNING D504-FIRE & R					497.62	7,900.00	.00	.00	.00	.00	-100.0%
41154526	PLANNING	D504-RESCUE									
41154526	564300	EQUIP	F&R		8,872.61	.00	.00	.00	.00	.00	.0%
TOTAL PLANNING D504-RESCUE					8,872.61	.00	.00	.00	.00	.00	.0%
41154541	PLANNING	D504-TRANSPORTATION									
41154541	563100	RD	CONSTRU		.00	477,600.00	477,769.00	.00	.00	480,205.00	.5%
TOTAL PLANNING D504-TRANSPOR					.00	477,600.00	477,769.00	.00	.00	480,205.00	.5%
41154572	D504	COMMUNITY	PARK								
41154572	531000	PROF	SVCS		15.63	.00	.00	.00	.00	.00	.0%
41154572	531015	IMPACT	STU		287.44	.00	.00	.00	.00	.00	.0%
41154572	549002	ADVERTISIN			152.44	.00	.00	.00	.00	.00	.0%
41154572	563000	PARK	DEV		.00	32,350.00	33,383.00	.00	.00	33,860.00	4.7%
TOTAL D504 COMMUNITY PARK					455.51	32,350.00	33,383.00	.00	.00	33,860.00	4.7%
41154581	PLANNING	D504-TRANS	OUT-FUNDS								
41154581	591412	TO-BZP/TRA			.00	.00	45.00	.00	.00	45.00	.0%
41154581	591413	TO-BZP/F&R			626.83	100.00	25.00	105.06	.00	.00	-100.0%
41154581	591414	TO-BZP/LAW			597.74	200.00	200.00	59.01	.00	200.00	.0%
41154581	591415	TO-BZP/PRK			534.33	100.00	100.00	57.83	.00	100.00	.0%

10/06/2017 18:40
6235cwoo

BOARD OF COMMISSIONERS
NEXT YEAR / CURRENT YEAR BUDGET ANALYSIS

P 78
bgnyrpts

PROJECTION: 20181 2017/2018 BUDGET

FOR PERIOD 99

ACCOUNTS FOR:

NC IMPACT FEE ORD FUND	2016 ACTUAL	2017 ORIG BUD	2017 REVISED BUD	2017 ACTUAL	2017 PROJECTION	2018 RECOMMENED	PCT CHANGE
TOTAL PLANNING D504-TRANS OU	1,758.90	400.00	370.00	221.90	.00	345.00	-13.8%
41154582 PLANNING D504-TRANS TO CONST O							
41154582 591912 CLERK ADM FEE-CL	.00	.00	.00	17.60	.00	20.00	.0%
41154582 591913 CLERK ADM FEE CL	255.02	50.00	25.00	16.44	.00	.00	-100.0%
41154582 591914 CLERK ADM FEE CK	255.02	100.00	100.00	22.20	.00	20.00	-80.0%
41154582 591915 CLERK ADM FEE-CL	255.02	50.00	50.00	22.20	.00	20.00	-60.0%
TOTAL PLANNING D504-TRANS TO	765.06	200.00	175.00	78.44	.00	60.00	-70.0%
41155521 PLANNING D505-LAW ENFORCEMENT							
41155521 531000 PROF SVCS	19.53	.00	.00	.00	.00	.00	.0%
41155521 531015 IMPACT STU	287.55	.00	.00	.00	.00	.00	.0%
41155521 549002 ADVERTISIN	190.54	.00	.00	.00	.00	.00	.0%
41155521 564400 EQ-LAW ENF	.00	67,700.00	68,639.00	.00	.00	69,970.00	3.4%
TOTAL PLANNING D505-LAW ENFO	497.62	67,700.00	68,639.00	.00	.00	69,970.00	3.4%
41155522 PLANNING D505-FIRE & RESCUE							
41155522 531000 PROF SVCS	19.53	.00	.00	.00	.00	.00	.0%
41155522 531015 IMPACT STU	287.55	.00	.00	.00	.00	.00	.0%
41155522 549002 ADVERTISIN	190.54	.00	.00	.00	.00	.00	.0%
41155522 564300 EQUIP F&R	.00	18,750.00	.00	.00	.00	1,760.00	-90.6%
TOTAL PLANNING D505-FIRE & R	497.62	18,750.00	.00	.00	.00	1,760.00	-90.6%
41155526 PLANNING D505-RESCUE							
41155526 564300 EQUIP F&R	20,762.81	.00	.00	.00	.00	.00	.0%
TOTAL PLANNING D505-RESCUE	20,762.81	.00	.00	.00	.00	.00	.0%
41155541 PLANNING D505-TRANSPORTATION							
41155541 563100 RD CONSTRU	.00	292,500.00	292,383.00	.00	.00	.00	-100.0%
41155541 563100 CRAW2 RD CONSTRU	.00	.00	.00	.00	.00	291,419.00	.0%
TOTAL PLANNING D505-TRANSPOR	.00	292,500.00	292,383.00	.00	.00	291,419.00	-.4%
41155572 D505 COMMUNITY PARK							
41155572 531000 PROF SVCS	15.63	.00	.00	.00	.00	.00	.0%
41155572 549002 ADVERTISIN	152.44	.00	.00	.00	.00	.00	.0%
41155572 563000 PARK DEV	.00	62,300.00	63,832.00	.00	.00	65,210.00	4.7%
TOTAL D505 COMMUNITY PARK	168.07	62,300.00	63,832.00	.00	.00	65,210.00	4.7%
41155581 PLANNING D505-TRANS OUT-FUNDS							
41155581 591413 TO-BZP/F&R	868.73	100.00	100.00	128.54	.00	100.00	.0%

10/06/2017 18:40
6235cwoo

BOARD OF COMMISSIONERS
NEXT YEAR / CURRENT YEAR BUDGET ANALYSIS

P 79
bgnyrpts

PROJECTION: 20181 2017/2018 BUDGET

FOR PERIOD 99

ACCOUNTS FOR:

NC	IMPACT	FEE	ORD	FUND	2016 ACTUAL	2017 ORIG BUD	2017 REVISED BUD	2017 ACTUAL	2017 PROJECTION	2018 RECOMMENED	PCT CHANGE
41155581	591414			TO-BZP/LAW	862.06	200.00	200.00	53.88	.00	200.00	.0%
41155581	591415			TO-BZP/PRK	754.91	100.00	100.00	52.70	.00	100.00	.0%
TOTAL PLANNING D505-TRANS OU					2,485.70	400.00	400.00	235.12	.00	400.00	.0%
41155582	PLANNING D505-TRANS TO CONST O										
41155582	591912			CLERK ADM FEE CL	.00	.00	.00	3.62	.00	.00	.0%
41155582	591913			CLERK ADM FEE CL	323.95	50.00	50.00	19.43	.00	20.00	-60.0%
41155582	591914			CLERK ADM FEE CL	323.95	100.00	100.00	25.07	.00	20.00	-80.0%
41155582	591915			CLERK ADM FEE-CL	332.01	50.00	50.00	25.07	.00	20.00	-60.0%
TOTAL PLANNING D505-TRANS TO					979.91	200.00	200.00	73.19	.00	60.00	-70.0%
41157572	REGIONAL PARK										
41157572	531000			PROF SVCS	15.63	.00	.00	.00	.00	.00	.0%
41157572	531015			IMPACT STU	287.44	.00	.00	.00	.00	.00	.0%
41157572	549002			ADVERTISIN	152.46	.00	.00	.00	.00	.00	.0%
41157572	563000			IMPR-OTHER	.00	532,150.00	550,162.00	.00	.00	563,090.00	5.8%
41157572	563710			ABHP PARK CONST	89,141.57	6,500.00	6,791.00	6,173.50	.00	.00	-100.0%
TOTAL REGIONAL PARK					89,597.10	538,650.00	556,953.00	6,173.50	.00	563,090.00	4.5%
41157581	REG PARK-TRANS OUT-FUNDS										
41157581	591416			TO-BZP/REG	5,372.71	200.00	200.00	134.45	.00	200.00	.0%
TOTAL REG PARK-TRANS OUT-FUN					5,372.71	200.00	200.00	134.45	.00	200.00	.0%
41157582	REGIONAL PARK										
41157582	591910			CLERK ADM FEE-CL	1,053.59	50.00	50.00	75.01	.00	20.00	-60.0%
TOTAL REGIONAL PARK					1,053.59	50.00	50.00	75.01	.00	20.00	-60.0%
41197519	BCC-ADMINISTRATIVE SPACE										
41197519	531000			PROF SVCS	78.11	.00	.00	.00	.00	.00	.0%
41197519	531015			IMPACT STU	1,149.84	.00	.00	.00	.00	.00	.0%
41197519	549002			ADVERTISIN	762.16	.00	.00	.00	.00	.00	.0%
41197519	562100			BLDG-ADMIN	.00	1,052,500.00	1,085,924.00	.00	.00	1,104,380.00	4.9%
TOTAL BCC-ADMINISTRATIVE SPA					1,990.11	1,052,500.00	1,085,924.00	.00	.00	1,104,380.00	4.9%
41197581	ADMIN FACILITY-TRANS TO FUNDS										
41197581	591411			TO-BZP/ADM	5,985.34	400.00	400.00	185.47	.00	400.00	.0%
41197581	591650			911CC T0-CP-EOC	204,635.00	.00	.00	.00	.00	.00	.0%
TOTAL ADMIN FACILITY-TRANS T					210,620.34	400.00	400.00	185.47	.00	400.00	.0%
41197582	ADMINISTRATIVE FACILITY-T/O										
41197582	591910			CLERK ADM FEE-CL	839.67	100.00	100.00	56.13	.00	20.00	-80.0%

10/06/2017 18:40
6235cwo

BOARD OF COMMISSIONERS
NEXT YEAR / CURRENT YEAR BUDGET ANALYSIS

P 80
bgnyrpts

PROJECTION: 20181 2017/2018 BUDGET

FOR PERIOD 99

ACCOUNTS FOR:

NC IMPACT FEE ORD FUND	2016 ACTUAL	2017 ORIG BUD	2017 REVISED BUD	2017 ACTUAL	2017 PROJECTION	2018 RECOMMENED	PCT CHANGE
TOTAL ADMINISTRATIVE FACILIT	839.67	100.00	100.00	56.13	.00	20.00	-80.0%
TOTAL NC IMPACT FEE ORD FUND	1,188,421.13	4,504,380.00	4,604,256.00	8,040.08	.00	4,663,849.00	3.5%

10/06/2017 18:40
6235cwoo

BOARD OF COMMISSIONERS
NEXT YEAR / CURRENT YEAR BUDGET ANALYSIS

P 81
bgnyrpts

PROJECTION: 20181 2017/2018 BUDGET

FOR PERIOD 99

ACCOUNTS FOR:

LOCAL AFFORD HOUSING FND(SHIP)	2016 ACTUAL	2017 ORIG BUD	2017 REVISED BUD	2017 ACTUAL	2017 PROJECTION	2018 RECOMMENED	PCT CHANGE
42549554 IN HOUSE SHIP PROGRAM							
42549554 512000 14/15 REG SALARY	11,149.15	.00	.00	.00	.00	.00	.0%
42549554 512000 15/16 REG SALARY	3,124.70	43,511.00	26,278.00	17,664.95	.00	18,808.00	-56.8%
42549554 512000 16/17 REG SALARY	.00	50,000.00	35,474.00	.00	.00	53,052.00	6.1%
42549554 512000 17/18 REG SALARY	.00	50,000.00	50,000.00	.00	.00	36,531.00	-26.9%
42549554 521010 14/15 FICA TAXES	691.24	.00	.00	.00	.00	.00	.0%
42549554 521010 15/16 FICA TAXES	193.80	.00	1,638.00	1,095.19	.00	.00	.0%
42549554 521010 16/17 FICA TAXES	.00	.00	2,205.00	.00	.00	.00	.0%
42549554 521020 14/15 MEDICARE T	161.68	.00	.00	.00	.00	.00	.0%
42549554 521020 15/16 MEDICARE T	45.28	.00	383.00	252.87	.00	.00	.0%
42549554 521020 16/17 MEDICARE T	.00	.00	516.00	.00	.00	.00	.0%
42549554 522000 14/15 RETIREMENT	809.51	.00	.00	.00	.00	.00	.0%
42549554 522000 15/16 RETIREMENT	231.47	.00	1,966.00	1,306.38	.00	.00	.0%
42549554 522000 16/17 RETIREMENT	.00	.00	2,425.00	.00	.00	.00	.0%
42549554 523010 14/15 L & H INS	2,129.70	.00	.00	.00	.00	.00	.0%
42549554 523010 15/16 L & H INS	582.27	.00	4,886.00	3,144.59	.00	.00	.0%
42549554 523010 16/17 L & H INS	.00	.00	6,056.00	.00	.00	.00	.0%
42549554 524010 14/15 WKRS COMP	28.44	.00	.00	.00	.00	.00	.0%
42549554 524010 15/16 WKRS COMP	20.95	.00	66.00	68.05	.00	.00	.0%
42549554 524010 16/17 WKRS COMP	.00	.00	89.00	48.40	.00	.00	.0%
42549554 531501 16/17 HOUSE CONS	.00	.00	11,631.00	.00	.00	10,468.00	.0%
42549554 540000 15/16 TRAV&PDIEM	.00	.00	11.00	11.00	.00	.00	.0%
42549554 542000 14/15 FREIG/POST	33.98	.00	.00	.00	.00	.00	.0%
42549554 542000 15/16 FREIG/POST	14.17	.00	70.00	69.87	.00	.00	.0%
42549554 542000 16/17 FREIG/POST	.00	.00	60.00	3.70	.00	.00	.0%
42549554 544000 14/15 RENT&LEASE	25.10	.00	.00	.00	.00	.00	.0%
42549554 544000 15/16 RENT&LEASE	6.23	.00	54.00	53.95	.00	.00	.0%
42549554 544000 16/17 RENT&LEASE	.00	.00	50.00	2.53	.00	.00	.0%
42549554 545000 16/17 INSURANCE	.00	.00	.00	7.53	.00	.00	.0%
42549554 546000 15/16 RPR&MAINT	.00	.00	243.00	243.04	.00	.00	.0%
42549554 546000 16/17 RPR&MAINT	.00	.00	250.00	198.32	.00	.00	.0%
42549554 546020 14/15 MAIN SVC C	333.48	.00	.00	.00	.00	.00	.0%
42549554 546020 15/16 MAIN SVC C	456.22	.00	202.00	201.88	.00	.00	.0%
42549554 546020 16/17 MAIN SVC C	.00	.00	800.00	.00	.00	.00	.0%
42549554 549000 14/15 OT CUR CHG	600.00	.00	.00	.00	.00	.00	.0%
42549554 549000 15/16 OT CUR CHG	12.60	.00	36.00	33.60	.00	.00	.0%
42549554 549000 16/17 OT CUR CHG	.00	.00	625.00	583.40	.00	.00	.0%
42549554 549002 14/15 ADVERTISIN	660.70	.00	.00	.00	.00	.00	.0%
42549554 549002 15/16 ADVERTISIN	102.56	.00	1,762.00	1,761.78	.00	.00	.0%
42549554 549002 16/17 ADVERTISIN	.00	.00	750.00	259.60	.00	.00	.0%
42549554 551000 14/15 OFFICE SUP	106.93	.00	.00	.00	.00	.00	.0%
42549554 551000 15/16 OFFICE SUP	57.56	.00	314.00	314.49	.00	.00	.0%

10/06/2017 18:40
6235cwoo

BOARD OF COMMISSIONERS
NEXT YEAR / CURRENT YEAR BUDGET ANALYSIS

P 82
bgnyrpts

PROJECTION: 20181 2017/2018 BUDGET

FOR PERIOD 99

ACCOUNTS FOR:

LOCAL AFFORD HOUSING FND(SHIP)	2016 ACTUAL	2017 ORIG BUD	2017 REVISED BUD	2017 ACTUAL	2017 PROJECTION	2018 RECOMMENED	PCT CHANGE
42549554 551000 16/17 OFFICE SUP	.00	.00	100.00	67.24	.00	.00	.0%
42549554 552000 14/15 MISC SUPPL	325.78	.00	.00	.00	.00	.00	.0%
42549554 552000 15/16 MISC SUPPL	154.20	.00	762.00	762.11	.00	.00	.0%
42549554 552000 16/17 MISC SUPPL	.00	.00	1,208.00	780.87	.00	.00	.0%
42549554 552020 16/17 GAS/OIL&LU	.00	.00	.00	5.86	.00	.00	.0%
42549554 554000 14/15 DUES/SUBSC	105.43	.00	.00	.00	.00	.00	.0%
42549554 562002 15/16 BLDG IMPRO	.00	.00	1,400.00	1,400.00	.00	.00	.0%
42549554 583601 14/15 DOWN/CLOSE	.00	1,787.00	497.00	.00	.00	.00	-100.0%
42549554 583601 15/16 DOWN/CLOSE	.00	394,205.00	.00	.00	.00	.00	-100.0%
42549554 583601 16/17 DOWN/CLOSE	.00	450,000.00	114,694.00	.00	.00	152,111.00	-66.2%
42549554 583601 17/18 DOWN/CLOSE	.00	450,000.00	450,000.00	.00	.00	328,774.00	-26.9%
42549554 584002 16/17 171DT-249	.00	.00	23,600.00	23,600.00	.00	.00	.0%
42549554 584005 15/16 171WB-246	.00	.00	31,904.00	.00	.00	31,904.00	.0%
42549554 584008 15/16 171AG-250	.00	.00	23,250.00	23,250.00	.00	.00	.0%
42549554 584009 15/16 171CH-259	.00	.00	27,000.00	.00	.00	27,000.00	.0%
42549554 584010 15/16 171MO-267	.00	.00	19,500.00	.00	.00	19,500.00	.0%
42549554 584012 14/15 165DO-240	.00	.00	5,000.00	5,000.00	.00	.00	.0%
42549554 584013 15/16 175CH-257	.00	.00	5,000.00	5,000.00	.00	.00	.0%
42549554 584014 15/16 172TR-270	.00	.00	65,000.00	600.00	.00	65,000.00	.0%
42549554 584015 15/16 172MW-260	.00	.00	65,000.00	575.00	.00	64,425.00	.0%
42549554 584016 15/16 172LW-266	.00	.00	65,000.00	600.00	.00	65,000.00	.0%
42549554 584017 15/16 172PW-256	.00	.00	65,000.00	575.00	.00	64,425.00	.0%
42549554 584022 15/16 171HY-251	.00	.00	21,082.00	.00	.00	21,081.00	.0%
42549554 584023 15/16 171TC-252D	.00	.00	20,600.00	.00	.00	20,600.00	.0%
42549554 584024 16/17 172LM-268	.00	.00	65,000.00	575.00	.00	64,425.00	.0%
42549554 584025 16/17 171HP-254	.00	.00	15,000.00	.00	.00	15,000.00	.0%
42549554 584026 16/17 171MT-253	.00	.00	20,000.00	.00	.00	20,000.00	.0%
42549554 584027 16/17 172JT-255	.00	.00	65,000.00	600.00	.00	64,400.00	.0%
42549554 584028 16/17 172AS-269	.00	.00	65,000.00	600.00	.00	64,400.00	.0%
42549554 584029 16/17 172RG-261D	.00	.00	65,000.00	690.00	.00	64,400.00	.0%
42549554 584030 16/17 171JM-262	.00	.00	12,000.00	.00	.00	12,000.00	.0%
42549554 584031 16/17 171-AB-271	.00	.00	15,000.00	.00	.00	15,000.00	.0%
42549554 584254 14/15 175CT-264	.00	.00	4,500.00	4,500.00	.00	.00	.0%
42549554 584265 14/15 151MH-218	21,500.00	.00	.00	.00	.00	.00	.0%
42549554 584266 14/15 151JT-227	23,250.00	.00	.00	.00	.00	.00	.0%
42549554 584267 15/16 161TR-238	.00	28,000.00	31,000.00	.00	.00	31,000.00	10.7%
42549554 584268 14/15 152SH-228D	600.00	64,400.00	64,207.00	64,206.75	.00	.00	-100.0%
42549554 584269 14/15 152GB-234	600.00	64,400.00	61,180.00	61,179.25	.00	.00	-100.0%
42549554 584270 14/15 151AC-226	21,000.00	.00	.00	.00	.00	.00	.0%
42549554 584271 14/15 151DM-232	.00	23,940.00	25,314.00	25,313.70	.00	.00	-100.0%
42549554 584272 14/15 151NM-229	18,399.00	.00	.00	.00	.00	.00	.0%
42549554 584273 14/15 151LV-231	30,375.00	.00	.00	.00	.00	.00	.0%
42549554 584274 14/15 151DH-233	20,400.00	.00	.00	.00	.00	.00	.0%
42549554 584275 14/15 152ER-236D	600.00	64,400.00	59,609.00	59,609.65	.00	.00	-100.0%

10/06/2017 18:40
6235cwoo

BOARD OF COMMISSIONERS
NEXT YEAR / CURRENT YEAR BUDGET ANALYSIS

P 83
bgnyrpts

PROJECTION: 20181 2017/2018 BUDGET

FOR PERIOD 99

ACCOUNTS FOR:

LOCAL AFFORD HOUSING FND(SHIP)	2016 ACTUAL	2017 ORIG BUD	2017 REVISED BUD	2017 ACTUAL	2017 PROJECTION	2018 RECOMMENED	PCT CHANGE
42549554 584276 15/16 151RF-224	23,850.00	.00	.00	.00	.00	.00	.0%
42549554 584277 14/15 161LC-240	.00	15,000.00	5,000.00	5,000.00	.00	.00	-100.0%
42549554 584278 14/15 165TP-241	.00	.00	5,000.00	5,000.00	.00	.00	.0%
42549554 584279 14/15 171HH-244	.00	.00	16,500.00	16,500.00	.00	.00	.0%
TOTAL IN HOUSE SHIP PROGRAM	182,737.13	1,699,643.00	1,748,747.00	333,315.55	.00	1,329,304.00	-21.8%
42549582 IN HOUSE PROGRAM							
42549582 591952 15/16 TT CLERK	47.40	.00	135.00	126.40	.00	.00	.0%
42549582 591952 16/17 TT CLERK	.00	.00	100.00	31.60	.00	.00	.0%
42549582 591957 14/15 T/O CL REC	.00	.00	120.00	119.70	.00	.00	.0%
TOTAL IN HOUSE PROGRAM	47.40	.00	355.00	277.70	.00	.00	.0%
TOTAL LOCAL AFFORD HOUSING F	182,784.53	1,699,643.00	1,749,102.00	333,593.25	.00	1,329,304.00	-21.8%

10/06/2017 18:40
6235cwo

BOARD OF COMMISSIONERS
NEXT YEAR / CURRENT YEAR BUDGET ANALYSIS

P 84
bgnyrpts

PROJECTION: 20181 2017/2018 BUDGET

FOR PERIOD 99

ACCOUNTS FOR:

SAIS STABILIZATION MSBU	2016 ACTUAL	2017 ORIG BUD	2017 REVISED BUD	2017 ACTUAL	2017 PROJECTION	2018 RECOMMENED	PCT CHANGE
43600539 SAISSA-MONITORING							
43600539 531000 PROF SVCS	6,250.00	.00	.00	.00	.00	.00	.0%
43600539 531042 AIC MGR FE	66,000.00	.00	.00	.00	.00	.00	.0%
43600539 531213 LEGAL SVCS	30,000.00	.00	.00	.00	.00	.00	.0%
43600539 531308 PS-TURTLE	4,500.00	4,500.00	4,500.00	4,500.00	.00	4,500.00	.0%
43600539 531369 BIRD MONIT	8,996.25	10,280.00	10,280.00	4,557.50	.00	9,600.00	-6.6%
43600539 531370 PS-TURTLE	6,755.00	10,000.00	5,000.00	.00	.00	10,000.00	.0%
43600539 531371 BEACH P&S	.00	.00	27,000.00	.00	.00	.00	.0%
43600539 531380 P & F EVL	.00	27,000.00	.00	.00	.00	.00	-100.0%
43600539 531383 PHYIS MONT	160,000.00	.00	.00	.00	.00	146,100.00	.0%
43600539 531386 COAST ENG	20,000.00	30,000.00	30,000.00	19,364.00	.00	30,000.00	.0%
43600539 531387 BORROW ST	50,000.00	.00	.00	.00	.00	.00	.0%
43600539 531388 FIELD WORK	110,248.00	.00	.00	.00	.00	.00	.0%
43600539 540000 TRAV&PDIEM	1,126.58	.00	.00	.00	.00	.00	.0%
43600539 542000 FREIG/POST	61.31	.00	.00	.00	.00	.00	.0%
43600539 549000 OT CUR CHG	2,230.05	.00	62.00	61.25	.00	.00	.0%
43600539 549002 ADVERTISIN	1,173.34	.00	.00	.00	.00	.00	.0%
43600539 549110 PUBLIC INF	1,425.00	.00	.00	.00	.00	.00	.0%
43600539 555000 TRAINING	425.00	.00	.00	.00	.00	.00	.0%
TOTAL SAISSA-MONITORING	469,190.53	81,780.00	76,842.00	28,482.75	.00	200,200.00	144.8%
43600582 MONITORING							
43600582 591910 CLERK TR-CONS OF	12,646.90	.00	.00	.00	.00	.00	.0%
43600582 591910 TAXCO TR-CONS OF	12,306.51	.00	.00	.00	.00	.00	.0%
TOTAL MONITORING	24,953.41	.00	.00	.00	.00	.00	.0%
43601539 SAISSA OPERATING COSTS							
43601539 531042 MNGT FEES	.00	66,000.00	66,000.00	60,500.00	.00	84,000.00	27.3%
43601539 531213 LEGAL SVCS	.00	24,000.00	24,000.00	22,000.00	.00	27,000.00	12.5%
43601539 540000 TRAV&PDIEM	.00	3,000.00	2,938.00	.00	.00	3,000.00	.0%
43601539 542000 FREIG/POST	.00	2,000.00	2,000.00	17.61	.00	2,000.00	.0%
43601539 547000 PRINT&BIND	.00	4,500.00	4,500.00	494.03	.00	4,500.00	.0%
43601539 549000 OT CUR CHG	.00	4,000.00	6,134.00	694.81	.00	4,000.00	.0%
43601539 549002 ADVERTISIN	.00	1,600.00	1,600.00	873.84	.00	1,600.00	.0%
43601539 549110 PO INFORM	.00	9,500.00	9,500.00	6,541.00	.00	9,500.00	.0%
43601539 555000 TRAINING	.00	1,500.00	1,500.00	.00	.00	1,500.00	.0%
TOTAL SAISSA OPERATING COSTS	.00	116,100.00	118,172.00	91,121.29	.00	137,100.00	18.1%
43603539 BEACH RENOURISH DESIGN/PERMIT							
43603539 531376 AREA SURVY	.00	100,000.00	100,000.00	13,100.00	.00	.00	-100.0%

10/06/2017 18:40
6235cwoo

BOARD OF COMMISSIONERS
NEXT YEAR / CURRENT YEAR BUDGET ANALYSIS

P 85
bgnyrpts

PROJECTION: 20181 2017/2018 BUDGET

FOR PERIOD 99

ACCOUNTS FOR:

SAIS STABILIZATION MSBU	2016 ACTUAL	2017 ORIG BUD	2017 REVISED BUD	2017 ACTUAL	2017 PROJECTION	2018 RECOMMENED	PCT CHANGE
43603539 531391 SAND S PHI	.00	128,400.00	128,400.00	99,330.00	.00	.00	-100.0%
43603539 531392 SS PHII	.00	235,000.00	235,000.00	.00	.00	33,400.00	-85.8%
43603539 563802 DESIGN & P	.00	.00	.00	.00	.00	225,000.00	.0%
TOTAL BEACH RENOURISH DESIGN	.00	463,400.00	463,400.00	112,430.00	.00	258,400.00	-44.2%
43606539 ASSESSMENT PROGRAM COSTS							
43606539 531000 PROF SVCS	.00	4,500.00	4,500.00	4,500.00	.00	4,500.00	.0%
43606539 531213 LEGAL SVCS	.00	6,000.00	6,000.00	6,000.00	.00	6,000.00	.0%
43606539 542000 FREIG/POST	.00	1,500.00	1,500.00	.00	.00	1,500.00	.0%
43606539 547000 PRINT&BIND	.00	2,700.00	2,700.00	.00	.00	2,700.00	.0%
43606539 549000 OT CUR CHG	.00	2,000.00	7,000.00	5,000.00	.00	2,000.00	.0%
43606539 549002 ADVERTISIN	.00	3,000.00	3,000.00	.00	.00	3,000.00	.0%
TOTAL ASSESSMENT PROGRAM COS	.00	19,700.00	24,700.00	15,500.00	.00	19,700.00	.0%
43606582 ASSESSMENT PROGRAM COST - T/O							
43606582 591910 CLERK TR-CONS OF	.00	12,839.00	12,567.00	11,340.26	.00	16,145.00	25.7%
43606582 591910 PROPA TR-CONS OF	.00	5,920.00	6,192.00	6,192.00	.00	7,823.00	32.1%
43606582 591910 TAXCO TR-CONS OF	.00	11,839.00	11,839.00	11,340.26	.00	15,645.00	32.1%
TOTAL ASSESSMENT PROGRAM COS	.00	30,598.00	30,598.00	28,872.52	.00	39,613.00	29.5%
43607539 STORM RESPONSE							
43607539 531060 HIRMA PREL DAMAG	.00	.00	.00	.00	.00	9,800.00	.0%
43607539 531060 HMATT PREL DAMAG	.00	.00	15,000.00	15,000.00	.00	.00	.0%
43607539 531061 HIRMA SVY A FEMA	.00	.00	.00	.00	.00	49,900.00	.0%
43607539 531061 HMATT SVY A FEMA	.00	.00	65,000.00	58,500.00	.00	.00	.0%
TOTAL STORM RESPONSE	.00	.00	80,000.00	73,500.00	.00	59,700.00	.0%
43999599 RESERVES							
43999599 599211 RESV-SR	.00	265,000.00	185,000.00	.00	.00	258,700.00	-2.4%
43999599 599212 RESV-D&P	.00	111,352.00	111,352.00	.00	.00	400,000.00	259.2%
43999599 599900 CASH TO BE	.00	40,000.00	40,000.00	.00	.00	40,000.00	.0%
TOTAL RESERVES	.00	416,352.00	336,352.00	.00	.00	698,700.00	67.8%
TOTAL SAIS STABILIZATION MSB	494,143.94	1,127,930.00	1,130,064.00	349,906.56	.00	1,413,413.00	25.3%

10/06/2017 18:40
6235cwoo

BOARD OF COMMISSIONERS
NEXT YEAR / CURRENT YEAR BUDGET ANALYSIS

P 86
bgnyrpts

PROJECTION: 20181 2017/2018 BUDGET

FOR PERIOD 99

ACCOUNTS FOR:

BUILDING DEPARTMENT FUND	2016 ACTUAL	2017 ORIG BUD	2017 REVISED BUD	2017 ACTUAL	2017 PROJECTION	2018 RECOMMENED	PCT CHANGE
45001519 BOARD OF CO COMMISSIONERS							
45001519 523020 RET-HEALTH	31,600.32	28,156.00	28,156.00	25,808.64	.00	33,432.00	18.7%
TOTAL BOARD OF CO COMMISSION	31,600.32	28,156.00	28,156.00	25,808.64	.00	33,432.00	18.7%
45245524 BUILDING INSPECTIONS							
45245524 512000 REGULAR SA	182,770.85	224,557.00	243,123.00	179,787.88	.00	386,531.00	72.1%
45245524 512001 HHERM SAL-EMERG	93.91	.00	.00	.00	.00	.00	.0%
45245524 514000 OVERTIME	13,371.93	15,000.00	15,000.00	10,104.81	.00	15,500.00	3.3%
45245524 514001 HIRMA OT-EMERGEN	.00	.00	.00	3,353.98	.00	.00	.0%
45245524 514001 HMATT OT-EMERGEN	.00	.00	1,952.00	1,951.39	.00	.00	.0%
45245524 515000 SPECIAL PA	300.00	1,800.00	1,800.00	.00	.00	.00	-100.0%
45245524 521010 FICA TAXES	10,977.81	14,964.00	16,482.00	10,641.14	.00	24,926.00	66.6%
45245524 521010 HHERM FICA TAXES	5.76	.00	.00	.00	.00	.00	.0%
45245524 521010 HIRMA FICA TAXES	.00	.00	.00	202.16	.00	.00	.0%
45245524 521010 HMATT FICA TAXES	.00	.00	111.00	110.96	.00	.00	.0%
45245524 521020 MEDICARE T	2,567.38	3,500.00	3,854.00	2,488.63	.00	5,829.00	66.5%
45245524 521020 HHERM MEDICARE T	1.35	.00	.00	.00	.00	.00	.0%
45245524 521020 HIRMA MEDICARE T	.00	.00	.00	47.26	.00	.00	.0%
45245524 521020 HMATT MEDICARE T	.00	.00	26.00	25.95	.00	.00	.0%
45245524 522000 RETIREMENT	16,960.70	18,015.00	19,856.00	18,335.45	.00	35,385.00	96.4%
45245524 522000 HHERM RETIREMENT	19.26	.00	.00	.00	.00	.00	.0%
45245524 522000 HIRMA RETIREMENT	.00	.00	.00	324.98	.00	.00	.0%
45245524 522000 HMATT RETIREMENT	.00	.00	192.00	191.25	.00	.00	.0%
45245524 523010 L & H INS	23,519.88	28,860.00	31,793.00	25,243.63	.00	59,342.00	105.6%
45245524 523010 HHERM L & H INS	9.08	.00	.00	.00	.00	.00	.0%
45245524 524010 WORKERS' C	3,125.96	4,959.00	5,466.00	2,972.63	.00	8,001.00	61.3%
45245524 531031 EMPLOY PHY	80.00	160.00	160.00	.00	.00	160.00	.0%
45245524 531035 DRUG TESTI	164.00	152.00	152.00	50.00	.00	152.00	.0%
45245524 534000 OT CONT SV	42,318.26	35,220.00	35,220.00	31,033.32	.00	40,580.00	15.2%
45245524 540000 TRAVEL & P	.00	7,568.00	7,568.00	212.43	.00	8,484.00	12.1%
45245524 541000 COMMUNICAT	4,120.16	6,300.00	6,300.00	3,906.40	.00	8,082.00	28.3%
45245524 543000 UTILITY SE	1,749.61	2,500.00	2,500.00	1,585.25	.00	2,500.00	.0%
45245524 544000 RENTALS/LE	1,241.10	1,771.00	1,771.00	835.40	.00	1,871.00	5.6%
45245524 545000 INSURANCE	1,563.20	2,785.00	2,785.00	1,900.93	.00	2,895.00	3.9%
45245524 546000 REPAIRS &	5,314.54	5,500.00	5,500.00	5,255.49	.00	6,700.00	21.8%
45245524 546020 MAINTENANC	133.30	500.00	500.00	40.08	.00	500.00	.0%
45245524 547000 PRINTING &	.00	425.00	425.00	73.00	.00	505.00	18.8%
45245524 549000 OTHER CURR	28.89	500.00	500.00	126.66	.00	1,100.00	120.0%
45245524 549002 ADVERTISIN	2,159.13	1,000.00	1,475.00	1,239.32	.00	2,400.00	140.0%
45245524 549081 BACKGROUND	226.00	230.00	230.00	24.00	.00	250.00	8.7%
45245524 551000 OFFICE SUP	755.40	850.00	1,450.00	1,350.18	.00	1,000.00	17.6%

10/06/2017 18:40
6235cwoo

BOARD OF COMMISSIONERS
NEXT YEAR / CURRENT YEAR BUDGET ANALYSIS

P 87
bgnyrpts

PROJECTION: 20181 2017/2018 BUDGET

FOR PERIOD 99

ACCOUNTS FOR:

BUILDING	DEPARTMENT	FUND	2016 ACTUAL	2017 ORIG BUD	2017 REVISED BUD	2017 ACTUAL	2017 PROJECTION	2018 RECOMMENED	PCT CHANGE
45245524	552000	MISCELLANE	1,414.92	1,000.00	1,150.00	985.88	.00	1,200.00	20.0%
45245524	552020	GAS, OIL &	7,786.56	11,900.00	10,650.00	9,196.74	.00	11,900.00	.0%
45245524	552020	HERM GAS/OIL&LU	9.89	.00	.00	.00	.00	.00	.0%
45245524	552030	JANITOR SU	.00	100.00	100.00	.00	.00	100.00	.0%
45245524	552040	TOOLS&SMI	410.49	400.00	400.00	243.41	.00	450.00	12.5%
45245524	552050	UNIFORMS	1,057.32	1,230.00	1,730.00	1,414.00	.00	2,000.00	62.6%
45245524	552051	SAFETY APP	23.72	400.00	400.00	.00	.00	400.00	.0%
45245524	552640	EQUIPMENT	936.83	3,040.00	3,040.00	1,211.12	.00	3,660.00	20.4%
45245524	552646	SOFTWARE	.00	500.00	500.00	.00	.00	1,000.00	100.0%
45245524	554000	DUES/SUBSC	760.00	4,048.00	3,398.00	794.12	.00	8,463.00	109.1%
45245524	555000	TRAINING	887.00	4,748.00	4,748.00	1,823.62	.00	5,373.00	13.2%
45245524	564000	EQUIPMENT	3,347.36	1,600.00	1,775.00	1,750.83	.00	16,640.00	940.0%
45245524	564001	EQ\$5000 OG	.00	105,600.00	.00	.00	.00	25,500.00	-75.9%
45245524	564001	FRP EQ\$5000 OG	24,532.55	.00	105,600.00	91,943.36	.00	47,115.00	.0%
TOTAL BUILDING INSPECTIONS			354,744.10	511,682.00	539,682.00	412,777.64	.00	736,494.00	43.9%
45245581	BUILDING INSPECTIONS								
45245581	591010	T/O-GEN	18,434.00	17,968.00	17,968.00	17,968.08	.00	19,944.00	11.0%
45245581	591015	TO-GENERAL	7,831.00	18,483.00	18,483.00	18,483.36	.00	18,483.00	.0%
TOTAL BUILDING INSPECTIONS			26,265.00	36,451.00	36,451.00	36,451.44	.00	38,427.00	5.4%
45246515	BUILDING DEPARTMENT								
45246515	512000	REG SALARY	315,930.66	434,024.00	434,024.00	410,624.33	.00	459,206.00	5.8%
45246515	512001	HIRMA SAL-EMERG	.00	.00	.00	2,279.39	.00	.00	.0%
45246515	512001	HMATT SAL-EMERG	.00	.00	758.00	757.12	.00	.00	.0%
45246515	513000	SALARY-N/R	18,072.50	27,000.00	27,000.00	25,310.00	.00	28,200.00	4.4%
45246515	514000	OVERTIME	8,624.23	6,000.00	8,000.00	7,479.27	.00	8,000.00	33.3%
45246515	514001	HIRMA OT-EMERGEN	.00	.00	.00	2,199.60	.00	.00	.0%
45246515	514001	HMATT OT-EMERGEN	.00	.00	2,134.00	2,133.64	.00	.00	.0%
45246515	515000	SP PAY-N/R	.00	600.00	600.00	300.00	.00	.00	-100.0%
45246515	521010	FICA TAXES	20,854.65	28,993.00	28,993.00	27,128.18	.00	30,715.00	5.9%
45246515	521010	HIRMA FICA TAXES	.00	.00	.00	275.05	.00	.00	.0%
45246515	521010	HMATT FICA TAXES	.00	.00	178.00	177.08	.00	.00	.0%
45246515	521020	MEDICARE T	4,877.33	6,781.00	6,781.00	6,344.71	.00	7,183.00	5.9%
45246515	521020	HIRMA MEDICARE T	.00	.00	.00	64.32	.00	.00	.0%
45246515	521020	HMATT MEDICARE T	.00	.00	42.00	41.42	.00	.00	.0%
45246515	522000	RETIREMENT	23,863.73	33,090.00	38,590.00	39,265.75	.00	47,033.00	42.1%
45246515	522000	HIRMA RETIREMENT	.00	.00	.00	606.78	.00	.00	.0%
45246515	522000	HMATT RETIREMENT	.00	.00	218.00	217.39	.00	.00	.0%
45246515	523010	L & H INS	29,372.98	46,809.00	41,309.00	34,552.76	.00	38,865.00	-17.0%
45246515	524010	WKRS COMP	3,874.97	5,223.00	5,223.00	2,840.48	.00	6,288.00	20.4%
45246515	531000	PROF SVCS	.00	.00	.00	.00	.00	15,000.00	.0%

10/06/2017 18:40
6235cwoo

BOARD OF COMMISSIONERS
NEXT YEAR / CURRENT YEAR BUDGET ANALYSIS

P 88
bgnyrpts

PROJECTION: 20181 2017/2018 BUDGET

FOR PERIOD 99

ACCOUNTS FOR:

BUILDING	DEPARTMENT	FUND	2016 ACTUAL	2017 ORIG BUD	2017 REVISED BUD	2017 ACTUAL	2017 PROJECTION	2018 RECOMMENED	PCT CHANGE
45246515	531031	EMPLOY PHY	.00	160.00	160.00	.00	.00	160.00	.0%
45246515	531035	DRUG TEST	.00	114.00	114.00	.00	.00	152.00	33.3%
45246515	534000	OT CONT SV	1,017.93	1,269.00	6,669.00	6,538.87	.00	11,236.00	785.4%
45246515	540000	TRAVEL & P	1,721.00	4,772.00	3,772.00	1,119.25	.00	7,558.00	58.4%
45246515	541000	COMMUNICAT	1,427.32	4,322.00	4,322.00	2,074.11	.00	6,398.00	48.0%
45246515	542000	FREIG/POST	981.23	2,000.00	2,000.00	656.23	.00	2,000.00	.0%
45246515	543000	UTILITY SV	3,834.76	6,800.00	6,800.00	3,474.54	.00	6,800.00	.0%
45246515	544000	RENT&LEASE	9,308.37	13,201.00	15,201.00	12,632.86	.00	14,263.00	8.0%
45246515	545000	INSURANCE	1,609.91	2,580.00	2,580.00	1,292.54	.00	2,225.00	-13.8%
45246515	546000	REPAIRS &	93.39	1,500.00	1,500.00	707.86	.00	1,500.00	.0%
45246515	546020	MAIN SVC C	8,151.37	8,681.00	8,681.00	8,149.02	.00	8,891.00	2.4%
45246515	547000	PRINTING &	385.05	560.00	560.00	161.30	.00	909.00	62.3%
45246515	549000	OTHER CURR	4,875.09	12,500.00	10,055.00	6,833.53	.00	13,154.00	5.2%
45246515	549002	ADVERTISIN	1,004.38	2,000.00	3,804.00	3,803.73	.00	6,000.00	200.0%
45246515	549081	BACKGROUND	181.50	250.00	250.00	155.95	.00	250.00	.0%
45246515	551000	OFFICE SUP	1,413.03	1,500.00	2,300.00	1,547.65	.00	1,600.00	6.7%
45246515	552000	MISCELLANE	4,825.13	5,000.00	6,500.00	6,146.00	.00	5,600.00	12.0%
45246515	552001	PHOTO SUP	.00	100.00	100.00	.00	.00	100.00	.0%
45246515	552020	GAS, OIL &	252.04	2,200.00	1,200.00	360.69	.00	2,200.00	.0%
45246515	552030	JANITOR SU	.00	100.00	100.00	.00	.00	100.00	.0%
45246515	552050	UNIFORMS	316.00	1,870.00	1,070.00	831.00	.00	1,575.00	-15.8%
45246515	552640	EQUIPMENT	3,302.09	4,824.00	4,824.00	3,704.53	.00	5,645.00	17.0%
45246515	552646	SOFTWARE	1,425.00	43,750.00	37,762.00	21,124.61	.00	18,900.00	-56.8%
45246515	554000	DUES/SUBSC	2,335.64	3,419.00	2,687.00	1,115.00	.00	6,347.00	85.6%
45246515	555000	TRAINING	5,346.73	14,456.00	9,564.00	7,921.45	.00	15,218.00	5.3%
45246515	562000	BUILDINGS	.00	.00	1,545.00	1,544.39	.00	1,545.00	.0%
45246515	564000	EQUIPMENT	4,368.16	6,330.00	8,130.00	7,216.86	.00	15,040.00	137.6%
45246515	564001	EQ\$5000 OG	8,305.58	9,000.00	9,000.00	.00	.00	.00	-100.0%
45246515	564001 FRP	EQ\$5000 OG	23,287.55	.00	.00	.00	.00	.00	.0%
TOTAL BUILDING DEPARTMENT			515,239.30	741,778.00	745,100.00	661,709.24	.00	795,856.00	7.3%
45246581	BUILDING-TRANSFER OUT								
45246581	591010	T/O GEN	32,317.00	31,486.00	31,486.00	31,485.96	.00	35,733.00	13.5%
45246581	591015	TO-GENERAL	33,815.00	69,426.00	69,426.00	69,425.40	.00	69,426.00	.0%
45246581	591016	TO-G-IT	1,282.20	1,800.00	1,800.00	.00	.00	1,800.00	.0%
TOTAL BUILDING-TRANSFER OUT			67,414.20	102,712.00	102,712.00	100,911.36	.00	106,959.00	4.1%
45246582	TRANSFER OUT/CONST OFFICERS								
45246582	591910	CLERK TR-CONS OF	.00	.00	8.00	7.90	.00	.00	.0%
TOTAL TRANSFER OUT/CONST OFF			.00	.00	8.00	7.90	.00	.00	.0%
45249515	PERMITTING								
45249515	512000	REG SALARY	191,506.79	224,816.00	217,516.00	187,061.69	.00	227,649.00	1.3%

10/06/2017 18:40
6235cwoo

BOARD OF COMMISSIONERS
NEXT YEAR / CURRENT YEAR BUDGET ANALYSIS

P 89
bgnyrpts

PROJECTION: 2018 2017/2018 BUDGET

FOR PERIOD 99

ACCOUNTS FOR:

BUILDING	DEPARTMENT	FUND	2016 ACTUAL	2017 ORIG BUD	2017 REVISED BUD	2017 ACTUAL	2017 PROJECTION	2018 RECOMMENED	PCT CHANGE
45249515	514000	OVERTIME	2,957.01	2,000.00	9,300.00	9,255.12	.00	9,300.00	365.0%
45249515	514001	HIRMA OT-EMERGEN	.00	.00	.00	379.42	.00	.00	.0%
45249515	514001	HMATT OT-EMERGEN	.00	.00	305.00	304.89	.00	.00	.0%
45249515	521010	FICA TAXES	11,718.68	14,063.00	14,063.00	12,047.67	.00	14,691.00	4.5%
45249515	521010	HIRMA FICA TAXES	.00	.00	.00	23.02	.00	.00	.0%
45249515	521020	MEDICARE T	2,740.73	3,289.00	3,289.00	2,817.60	.00	3,436.00	4.5%
45249515	521020	HIRMA MEDICARE T	.00	.00	.00	5.38	.00	.00	.0%
45249515	522000	RETIREMENT	13,610.08	17,057.00	17,057.00	14,988.18	.00	18,766.00	10.0%
45249515	522000	HIRMA RETIREMENT	.00	.00	.00	30.05	.00	.00	.0%
45249515	523010	L & H INS	31,851.00	43,079.00	43,079.00	29,089.53	.00	33,432.00	-22.4%
45249515	524010	WKRS COMP	359.16	517.00	517.00	281.17	.00	536.00	3.7%
45249515	531035	DRUG TEST	.00	159.00	159.00	.00	.00	152.00	-4.4%
45249515	534000	OT CONT SV	109.95	162.00	162.00	112.32	.00	137.00	-15.4%
45249515	540000	TRAVEL & P	1.50	242.00	242.00	.00	.00	378.00	56.2%
45249515	541000	COMMUNICAT	229.84	260.00	260.00	208.13	.00	260.00	.0%
45249515	543000	UTILITY SV	5,560.41	7,000.00	7,000.00	5,038.07	.00	7,000.00	.0%
45249515	544000	RENT&LEASE	4,218.35	4,980.00	4,980.00	3,873.94	.00	5,040.00	1.2%
45249515	545000	INSURANCE	1,640.42	2,325.00	2,325.00	1,420.27	.00	1,850.00	-20.4%
45249515	546000	REPAIRS &	.00	600.00	600.00	.00	.00	600.00	.0%
45249515	546020	MAIN SVC C	1,755.42	2,240.00	2,240.00	1,769.90	.00	2,749.00	22.7%
45249515	547000	PRINTING &	279.83	800.00	800.00	593.41	.00	777.00	-2.9%
45249515	549000	OTHER CURR	.00	550.00	550.00	.00	.00	550.00	.0%
45249515	549002	ADVERTISIN	346.78	250.00	350.00	307.33	.00	400.00	60.0%
45249515	549081	BACKGROUND	105.00	230.00	230.00	105.00	.00	220.00	-4.3%
45249515	551000	OFFICE SUP	1,374.43	1,600.00	1,600.00	1,444.06	.00	1,600.00	.0%
45249515	552000	MISCELLANE	5,356.86	4,500.00	4,615.00	4,548.36	.00	5,100.00	13.3%
45249515	552030	JANITOR SU	.00	100.00	100.00	.00	.00	100.00	.0%
45249515	552050	UNIFORMS	488.00	735.00	1,120.00	1,120.00	.00	1,225.00	66.7%
45249515	552640	EQUIPMENT	2,577.13	3,445.00	2,845.00	1,422.90	.00	4,470.00	29.8%
45249515	552646	SOFTWARE	.00	1,000.00	1,000.00	.00	.00	1,000.00	.0%
45249515	554000	DUES/SUBSC	238.00	425.00	425.00	29.88	.00	420.00	-1.2%
45249515	555000	TRAINING	198.00	900.00	900.00	304.50	.00	1,380.00	53.3%
45249515	564000	EQUIPMENT	2,411.00	5,061.00	5,061.00	753.92	.00	2,840.00	-43.9%
TOTAL PERMITTING			281,634.37	342,385.00	342,690.00	279,335.71	.00	346,058.00	1.1%
45249581	PERMITTING								
45249581	591010	T/O-GEN	27,689.00	31,486.00	31,486.00	31,485.96	.00	27,423.00	-12.9%
45249581	591015	TO-GENERAL	50,524.00	73,835.00	73,835.00	73,834.68	.00	73,835.00	.0%
TOTAL PERMITTING			78,213.00	105,321.00	105,321.00	105,320.64	.00	101,258.00	-3.9%
45999599	RESERVES								
45999599	599001	RES CONTIN	.00	150,000.00	796,290.00	.00	.00	300,000.00	100.0%

10/06/2017 18:40
6235cwo

BOARD OF COMMISSIONERS
NEXT YEAR / CURRENT YEAR BUDGET ANALYSIS

P 90
bgnyrpts

PROJECTION: 20181 2017/2018 BUDGET

FOR PERIOD 99

ACCOUNTS FOR:

BUILDING DEPARTMENT FUND	2016 ACTUAL	2017 ORIG BUD	2017 REVISED BUD	2017 ACTUAL	2017 PROJECTION	2018 RECOMMENED	PCT CHANGE
45999599 599045 RES-COMP A	.00	150,000.00	150,000.00	.00	.00	.00	-100.0%
45999599 599900 CASH TO BE	.00	2,805,389.00	2,773,754.00	.00	.00	3,203,978.00	14.2%
TOTAL RESERVES	.00	3,105,389.00	3,720,044.00	.00	.00	3,503,978.00	12.8%
TOTAL BUILDING DEPARTMENT FU	1,355,110.29	4,973,874.00	5,620,164.00	1,622,322.57	.00	5,662,462.00	13.8%

10/06/2017 18:40
6235cwoo

BOARD OF COMMISSIONERS
NEXT YEAR / CURRENT YEAR BUDGET ANALYSIS

P 91
bgnyrpts

PROJECTION: 20181 2017/2018 BUDGET

FOR PERIOD 99

ACCOUNTS FOR:

AMELIA CONCOURSE MSBU	2016 ACTUAL	2017 ORIG BUD	2017 REVISED BUD	2017 ACTUAL	2017 PROJECTION	2018 RECOMMENED	PCT CHANGE
47453539 MAINTENANCE SPECIAL ASSESSMNT							
47453539 531000 PROF SVCS	7,500.00	7,500.00	7,500.00	5,625.00	.00	8,000.00	6.7%
47453539 534013 CS-LANDSCA	53,859.96	56,600.00	56,600.00	53,859.96	.00	60,000.00	6.0%
47453539 542000 FREIG/POST	61.55	100.00	100.00	.00	.00	100.00	.0%
47453539 543000 UTILITY SV	78,527.54	93,500.00	93,500.00	86,565.42	.00	84,000.00	-10.2%
47453539 546000 RPR&MAINT	10,992.56	100,000.00	99,780.00	8,068.95	.00	100,000.00	.0%
47453539 546000 HHERM RPR&MAINT	1,861.50	.00	.00	.00	.00	.00	.0%
47453539 546000 HMATT RPR&MAINT	.00	.00	220.00	220.00	.00	.00	.0%
47453539 546530 ROAD MAINT	8,795.00	100,000.00	100,000.00	.00	.00	100,000.00	.0%
47453539 549000 OT CUR CHG	.00	100.00	100.00	6.30	.00	100.00	.0%
47453539 549002 ADVERTISIN	.00	1,000.00	1,000.00	.00	.00	1,000.00	.0%
TOTAL MAINTENANCE SPECIAL AS	161,598.11	358,800.00	358,800.00	154,345.63	.00	353,200.00	-1.6%
47453581 AMELIA CONCOURSE							
47453581 591010 TO-GENERAL	4,763.19	2,666.00	2,666.00	1,537.39	.00	5,000.00	87.5%
TOTAL AMELIA CONCOURSE	4,763.19	2,666.00	2,666.00	1,537.39	.00	5,000.00	87.5%
47453582 AMELIA CONCOURSE							
47453582 591910 CLERK FEES-CLERK	3,634.48	3,768.00	3,768.00	3,820.70	.00	3,768.00	.0%
47453582 591910 PROPA TR-CONS OF	1,854.00	1,824.00	1,824.00	1,823.00	.00	1,824.00	.0%
47453582 591910 TAXCO FEE-TC	3,256.26	3,768.00	3,768.00	3,627.21	.00	3,768.00	.0%
TOTAL AMELIA CONCOURSE	8,744.74	9,360.00	9,360.00	9,270.91	.00	9,360.00	.0%
47453599 AC MAINT SA RESERVES							
47453599 599001 RES CONTIN	.00	37,000.00	37,000.00	.00	.00	36,800.00	-.5%
47453599 599900 CASH TO BE	.00	656,156.00	681,266.00	.00	.00	649,622.00	-1.0%
TOTAL AC MAINT SA RESERVES	.00	693,156.00	718,266.00	.00	.00	686,422.00	-1.0%
TOTAL AMELIA CONCOURSE MSBU	175,106.04	1,063,982.00	1,089,092.00	165,153.93	.00	1,053,982.00	-.9%

10/06/2017 18:40
6235cwo

BOARD OF COMMISSIONERS
NEXT YEAR / CURRENT YEAR BUDGET ANALYSIS

P 92
bgnyrpts

PROJECTION: 20181 2017/2018 BUDGET

FOR PERIOD 99

ACCOUNTS FOR:

FIREFIGHTER ED TRUST FUND	2016 ACTUAL	2017 ORIG BUD	2017 REVISED BUD	2017 ACTUAL	2017 PROJECTION	2018 RECOMMENED	PCT CHANGE
48223522 FIREFIGHTER ED TRUST FUND							
48223522 549000 OT CUR CHG	.00	3.00	3.00	.00	.00	3.00	.0%
TOTAL FIREFIGHTER ED TRUST F	.00	3.00	3.00	.00	.00	3.00	.0%
TOTAL FIREFIGHTER ED TRUST F	.00	3.00	3.00	.00	.00	3.00	.0%

10/06/2017 18:40
6235cwoo

BOARD OF COMMISSIONERS
NEXT YEAR / CURRENT YEAR BUDGET ANALYSIS

P 93
bgnyrpts

PROJECTION: 20181 2017/2018 BUDGET

FOR PERIOD 99

ACCOUNTS FOR:

F.S. SPECIAL REVENUES FUND	2016 ACTUAL	2017 ORIG BUD	2017 REVISED BUD	2017 ACTUAL	2017 PROJECTION	2018 RECOMMENED	PCT CHANGE
49172713 COURT TECH 28.222							
49172713 531000 SA164 PROF SVCS	.00	.00	1,850.00	1,850.00	.00	.00	.0%
49172713 541000 CJ162 COMMUNICAT	.00	500.00	.00	.00	.00	.00	-100.0%
49172713 541000 CJ170 COMMUNICAT	.00	1,700.00	.00	.00	.00	.00	-100.0%
49172713 541040 CJ161 COM-COMPUT	98.23	.00	800.00	502.15	.00	800.00	.0%
49172713 541040 CJ162 COM-COMPUT	880.98	840.00	1,340.00	636.83	.00	1,500.00	78.6%
49172713 541040 CJ170 COM-COMPUT	2,156.74	.00	2,500.00	2,296.95	.00	3,000.00	.0%
49172713 541040 GDLIT COM-COMPUT	161.18	.00	1,200.00	1,004.30	.00	1,500.00	.0%
49172713 541040 PD165 COM-COMPUT	8,505.00	11,200.00	11,200.00	7,796.25	.00	11,200.00	.0%
49172713 541040 SA164 COM-COMPUT	10,498.50	18,000.00	18,000.00	10,869.74	.00	18,000.00	.0%
49172713 544000 CJ161 RENT&LEASE	.00	2,287.00	4,287.00	2,483.94	.00	2,576.00	12.6%
49172713 544000 CJ162 RENT&LEASE	.00	2,366.00	2,366.00	2,168.10	.00	2,400.00	1.4%
49172713 544000 CJ170 RENT&LEASE	.00	3,574.00	3,574.00	3,617.68	.00	3,700.00	3.5%
49172713 544000 GDLIT RENT&LEASE	.00	1,389.00	1,389.00	1,388.28	.00	1,500.00	8.0%
49172713 544000 SA164 RENT&LEASE	.00	.00	.00	.00	.00	2,492.00	.0%
49172713 546000 CJ170 RPR&MAINT	.00	2,500.00	2,500.00	.00	.00	2,500.00	.0%
49172713 546000 PD165 RPR&MAINT	.00	.00	.00	.00	.00	694.00	.0%
49172713 549000 PD165 OT CUR CHG	11,281.00	13,850.00	13,850.00	5,299.00	.00	12,020.00	-13.2%
49172713 549000 SA164 OT CUR CHG	665.73	.00	.00	.00	.00	.00	.0%
49172713 552000 CJ161 MISC SUPPL	29.85	5,000.00	5,000.00	2,349.41	.00	5,000.00	.0%
49172713 552000 CJ162 MISC SUPPL	487.67	3,660.00	3,660.00	264.80	.00	3,660.00	.0%
49172713 552000 CJ170 MISC SUPPL	2,530.68	3,300.00	3,300.00	3,086.68	.00	5,000.00	51.5%
49172713 552000 PD165 MISC SUPPL	2,041.88	9,000.00	9,000.00	1,787.44	.00	500.00	-94.4%
49172713 552000 SA164 MISC SUPPL	2,086.00	5,000.00	5,000.00	3,024.00	.00	5,000.00	.0%
49172713 552640 CJ161 EQUIP<\$750	197.79	5,000.00	5,000.00	2,785.78	.00	5,000.00	.0%
49172713 552640 CJ162 EQUIP<\$750	.00	5,000.00	5,000.00	.00	.00	5,000.00	.0%
49172713 552640 CJ170 EQUIP<\$750	1,247.15	5,000.00	5,000.00	298.15	.00	5,000.00	.0%
49172713 552640 GDLIT EQUIP<\$750	1,317.12	5,000.00	5,000.00	.00	.00	5,000.00	.0%
49172713 552640 PD165 EQUIP<\$750	.00	13,000.00	3,600.00	524.73	.00	4,250.00	-67.3%
49172713 552640 SA164 EQUIP<\$750	.00	5,429.00	3,579.00	1,143.00	.00	1,461.00	-73.1%
49172713 552646 SA164 SOFTWARE	316.23	.00	.00	.00	.00	.00	.0%
49172713 554000 PD165 DUES/SUBSC	.00	.00	.00	.00	.00	2,500.00	.0%
49172713 564000 EQUIPMENT	3,510.00	1,185,411.00	1,186,026.00	188,616.82	.00	1,278,737.00	7.9%
49172713 564000 CJ161 EQUIPMENT	1,330.02	5,000.00	3,000.00	1,497.50	.00	5,000.00	.0%
49172713 564000 CJ162 EQUIPMENT	.00	5,000.00	5,000.00	663.04	.00	5,000.00	.0%
49172713 564000 CJ170 EQUIPMENT	1,832.70	7,500.00	7,500.00	1,497.49	.00	7,500.00	.0%
49172713 564000 GDLIT EQUIPMENT	.00	5,000.00	5,000.00	.00	.00	5,000.00	.0%
49172713 564000 PD165 EQUIPMENT	.00	.00	18,200.00	18,199.50	.00	.00	.0%
49172713 564000 SA164 EQUIPMENT	.00	.00	.00	.00	.00	8,422.00	.0%
49172713 564001 PD165 EQ\$5000 OG	.00	8,800.00	.00	.00	.00	67,049.00	661.9%
TOTAL COURT TECH 28.222	51,174.45	1,339,306.00	1,342,721.00	265,651.56	.00	1,487,961.00	11.1%
49255525 PUBLIC SAFETY-COMMUNICATION SY							
49255525 544000 RENT&LEASE	54,130.88	59,045.00	59,045.00	52,640.00	.00	61,854.00	4.8%

10/06/2017 18:40
6235cwoo

BOARD OF COMMISSIONERS
NEXT YEAR / CURRENT YEAR BUDGET ANALYSIS

P 94
bgnyrpts

PROJECTION: 20181 2017/2018 BUDGET

FOR PERIOD 99

ACCOUNTS FOR:

F.S. SPECIAL REVENUES FUND	2016 ACTUAL	2017 ORIG BUD	2017 REVISED BUD	2017 ACTUAL	2017 PROJECTION	2018 RECOMMENED	PCT CHANGE
49255525 546000 RPR&MAINT	984.77	23,955.00	37,564.00	.00	.00	25,505.00	6.5%
TOTAL PUBLIC SAFETY-COMMUNIC	55,115.65	83,000.00	96,609.00	52,640.00	.00	87,359.00	5.3%
49692573 FL ARTS LICENSE PLATES							
49692573 542000 FREIG/POST	.00	.00	14.00	13.72	.00	.00	.0%
49692573 547000 PRINT&BIND	.00	100.00	86.00	.00	.00	500.00	400.0%
49692573 548000 PROMOTIONS	.00	1,000.00	1,000.00	.00	.00	1,000.00	.0%
49692573 548121 PRINT BROC	231.90	1,000.00	1,000.00	.00	.00	1,000.00	.0%
49692573 548240 ADV-WEBSIT	165.00	1,000.00	1,000.00	195.34	.00	500.00	-50.0%
49692573 582015 ARTS COUNC	.00	15,260.00	15,751.00	.00	.00	17,350.00	13.7%
TOTAL FL ARTS LICENSE PLATES	396.90	18,360.00	18,851.00	209.06	.00	20,350.00	10.8%
49791579 FL BOATING IMPROVEMENT PROGRAM							
49791579 534000 DVRP OT CONT SV	.00	.00	119,200.00	118,850.49	.00	.00	.0%
49791579 546000 MNBDR RPR&MAINT	.00	40,340.00	40,340.00	37,320.00	.00	.00	-100.0%
49791579 546000 WNBSS RPR&MAINT	.00	36,230.00	36,230.00	.00	.00	.00	-100.0%
49791579 546704 R&M BOAT R	.00	78,230.00	28,020.00	15,392.07	.00	44,720.00	-42.8%
TOTAL FL BOATING IMPROVEMENT	.00	154,800.00	223,790.00	171,562.56	.00	44,720.00	-71.1%
TOTAL F.S. SPECIAL REVENUES	106,687.00	1,595,466.00	1,681,971.00	490,063.18	.00	1,640,390.00	2.8%

10/06/2017 18:40
6235cwo

BOARD OF COMMISSIONERS
NEXT YEAR / CURRENT YEAR BUDGET ANALYSIS

P 95
bgnyrpts

PROJECTION: 20181 2017/2018 BUDGET

FOR PERIOD 99

ACCOUNTS FOR:

DEBT SVC-OPT GAS TX 2000	2016 ACTUAL	2017 ORIG BUD	2017 REVISED BUD	2017 ACTUAL	2017 PROJECTION	2018 RECOMMENED	PCT CHANGE
<hr/>							
52001517 BOARD OF CO COMMISSIONERS							
52001517 571000 PRINCIPAL	405,178.20	380,533.00	380,533.00	380,532.60	.00	357,030.00	-6.2%
52001517 572000 INTEREST	539,821.80	564,467.00	564,467.00	564,467.40	.00	587,970.00	4.2%
52001517 573000 OT DET SVC	431.00	431.00	431.00	431.00	.00	431.00	.0%
TOTAL BOARD OF CO COMMISSION	945,431.00	945,431.00	945,431.00	945,431.00	.00	945,431.00	.0%
<hr/>							
52999599 RESERVES							
52999599 599900 CASH TO BE	.00	551,681.00	551,681.00	.00	.00	551,681.00	.0%
52999599 599906 CSH-RESERV	.00	945,000.00	945,000.00	.00	.00	945,000.00	.0%
TOTAL RESERVES	.00	1,496,681.00	1,496,681.00	.00	.00	1,496,681.00	.0%
TOTAL DEBT SVC-OPT GAS TX 20	945,431.00	2,442,112.00	2,442,112.00	945,431.00	.00	2,442,112.00	.0%

10/06/2017 18:40
6235cwoo

BOARD OF COMMISSIONERS
NEXT YEAR / CURRENT YEAR BUDGET ANALYSIS

P 96
bgnyrpts

PROJECTION: 20181 2017/2018 BUDGET

FOR PERIOD 99

ACCOUNTS FOR:

DEBT SVC-1998/2009 GAS TAX BDS	2016 ACTUAL	2017 ORIG BUD	2017 REVISED BUD	2017 ACTUAL	2017 PROJECTION	2018 RECOMMENED	PCT CHANGE
<hr/>							
57001517 DEBT SERVICE PAYMENTS							
57001517 571000 20091 PRINCIPAL	1,044,639.20	1,064,070.00	1,064,070.00	1,064,069.50	.00	1,083,861.00	1.9%
57001517 572000 20091 INTEREST	59,381.78	39,951.00	39,951.00	39,951.51	.00	20,160.00	-49.5%
TOTAL DEBT SERVICE PAYMENTS	1,104,020.98	1,104,021.00	1,104,021.00	1,104,021.01	.00	1,104,021.00	.0%
<hr/>							
57999599 RESERVES							
57999599 599900 CASH TO BE	.00	92,002.00	92,002.00	.00	.00	.00	-100.0%
TOTAL RESERVES	.00	92,002.00	92,002.00	.00	.00	.00	-100.0%
TOTAL DEBT SVC-1998/2009 GAS	1,104,020.98	1,196,023.00	1,196,023.00	1,104,021.01	.00	1,104,021.00	-7.7%

10/06/2017 18:40
6235cwo

BOARD OF COMMISSIONERS
NEXT YEAR / CURRENT YEAR BUDGET ANALYSIS

P 97
bgnyrpts

PROJECTION: 20181 2017/2018 BUDGET

FOR PERIOD 99

ACCOUNTS FOR:

DEBT SVC-COUNTY COMPLEX	2016 ACTUAL	2017 ORIG BUD	2017 REVISED BUD	2017 ACTUAL	2017 PROJECTION	2018 RECOMMENED	PCT CHANGE
58001517 DSF - 2007 BOND SERIES							
58001517 571000 PRINCIPAL	1,085,000.00	1,125,000.00	1,125,000.00	1,125,000.00	.00	1,170,000.00	4.0%
58001517 572000 INTEREST	1,238,150.00	1,194,750.00	1,194,750.00	1,194,750.00	.00	1,149,750.00	-3.8%
TOTAL DSF - 2007 BOND SERIES	2,323,150.00	2,319,750.00	2,319,750.00	2,319,750.00	.00	2,319,750.00	.0%
TOTAL DEBT SVC-COUNTY COMPLE	2,323,150.00	2,319,750.00	2,319,750.00	2,319,750.00	.00	2,319,750.00	.0%

10/06/2017 18:40
6235cwoo

BOARD OF COMMISSIONERS
NEXT YEAR / CURRENT YEAR BUDGET ANALYSIS

P 98
bgnyrpts

PROJECTION: 20181 2017/2018 BUDGET

FOR PERIOD 99

ACCOUNTS FOR:

CAP PROJECTS-GRANT FUND	2016 ACTUAL	2017 ORIG BUD	2017 REVISED BUD	2017 ACTUAL	2017 PROJECTION	2018 RECOMMENED	PCT CHANGE
60419541 PIRATES' WOOD RD PAVING							
60419541 563100 RD CONSTRU	.00	3,143.00	3,143.00	.00	.00	3,157.00	.4%
TOTAL PIRATES' WOOD RD PAVIN	.00	3,143.00	3,143.00	.00	.00	3,157.00	.4%
TOTAL CAP PROJECTS-GRANT FUN	.00	3,143.00	3,143.00	.00	.00	3,157.00	.4%

10/06/2017 18:40
6235cwoo

BOARD OF COMMISSIONERS
NEXT YEAR / CURRENT YEAR BUDGET ANALYSIS

P 99
bgnyrpts

PROJECTION: 2018 2017/2018 BUDGET

FOR PERIOD 99

ACCOUNTS FOR:

CAP PROJECTS-TRANSP	2016 ACTUAL	2017 ORIG BUD	2017 REVISED BUD	2017 ACTUAL	2017 PROJECTION	2018 RECOMMENED	PCT CHANGE
63402541 DRAINAGE							
63402541 563300 LIMED DRAIN IMPV	108,765.65	.00	.00	.00	.00	.00	.0%
TOTAL DRAINAGE	108,765.65	.00	.00	.00	.00	.00	.0%
63461541 TRANSPORTATION ALLOCATION							
63461541 546550 L&O PAV MGNT	.00	1,500,000.00	1,500,000.00	830,057.22	.00	2,000,000.00	33.3%
TOTAL TRANSPORTATION ALLOCAT	.00	1,500,000.00	1,500,000.00	830,057.22	.00	2,000,000.00	33.3%
63470541 TRANSPORTION PROJECTS							
63470541 546550 PDCII PAV MGNT	.00	140,000.00	134,000.00	46,024.09	.00	1,192,976.00	752.1%
63470541 563100 115SB RD CONSTRU	.00	.00	.00	.00	.00	1,308,000.00	.0%
63470541 563100 ANDRR RD CONSTRU	.00	824,000.00	824,000.00	106.28	.00	824,000.00	.0%
63470541 563100 BRIDG RD CONSTRU	150,061.97	1,000,000.00	1,103,005.00	523,545.97	.00	400,000.00	-60.0%
63470541 563100 CLS5 RD CONSTRU	.00	575,000.00	575,000.00	.00	.00	252,300.00	-56.1%
63470541 563100 CRAW1 RD CONSTRU	210.04	1,359,644.00	1,388,350.00	7,000.00	.00	1,385,747.00	1.9%
63470541 563100 CRAW2 RD CONSTRU	1,957.02	3,841,721.00	3,985,447.00	17,948.24	.00	4,717,811.00	22.8%
63470541 563100 JASMN RD CONSTRU	14,661.99	.00	.00	.00	.00	.00	.0%
63470541 563100 MGRR RD CONSTRU	834,433.51	265,000.00	98,794.00	.00	.00	464,850.00	75.4%
63470541 563100 PDWID RD CONSTRU	.00	.00	.00	.00	.00	2,058,000.00	.0%
63470541 563100 S14SR RD CONSTRU	.00	440,000.00	358,487.00	.00	.00	681,487.00	54.9%
63470541 563100 THCKR RD CONSTRU	.00	1,074,000.00	1,074,000.00	103.87	.00	1,074,000.00	.0%
63470541 563358 DYAL ROW-AQUISI	.00	.00	.00	.00	.00	35,000.00	.0%
63470541 563360 115SB CEI	.00	.00	.00	.00	.00	116,200.00	.0%
63470541 563360 ANDRR CEI	.00	75,000.00	75,000.00	.00	.00	75,000.00	.0%
63470541 563360 CLS5 CEI	.00	115,000.00	115,000.00	.00	.00	22,700.00	-80.3%
63470541 563360 CRAW1 CEI	.00	120,000.00	120,000.00	.00	.00	119,968.00	.0%
63470541 563360 CRAW2 CEI	.00	338,000.00	338,000.00	.00	.00	481,836.00	42.6%
63470541 563360 MGRR CEI	33,062.25	.00	4,773.00	4,772.18	.00	29,118.00	.0%
63470541 563360 PDWID CEI	.00	.00	.00	.00	.00	300,000.00	.0%
63470541 563360 S14SR CEI	.00	.00	.00	.00	.00	126,000.00	.0%
63470541 563360 THCKR CEI	.00	75,000.00	75,000.00	.00	.00	75,000.00	.0%
63470541 563365 115SB ENG&DESIGN	.00	.00	500,000.00	.00	.00	555,000.00	.0%
63470541 563365 CRAW1 ENG&DESIGN	67,894.66	40,000.00	40,000.00	15,965.01	.00	8,669.00	-78.3%
63470541 563365 CRAW2 ENG&DESIGN	175,085.82	100,000.00	100,000.00	40,850.80	.00	30,000.00	-70.0%
63470541 563365 DYAL ENG&DESIGN	.00	.00	.00	.00	.00	50,000.00	.0%
63470541 563365 PDCII ENG&DESIGN	96.78	310,000.00	135,000.00	34,448.33	.00	350,283.00	13.0%
63470541 563365 PDWID ENG&DESIGN	.00	200,000.00	380,000.00	166,166.35	.00	157,834.00	-21.1%
63470541 563365 S14SR ENG&DESIGN	.00	.00	81,513.00	44,971.26	.00	21,513.00	.0%
63470541 563369 BSBPT BIKE PATH/	.00	.00	.00	.00	.00	845,513.00	.0%
63470541 563440 GRAIL SIDE/GUARD	.00	123,497.00	123,497.00	112,880.69	.00	.00	-100.0%

10/06/2017 18:40
6235cwoo

BOARD OF COMMISSIONERS
NEXT YEAR / CURRENT YEAR BUDGET ANALYSIS

P 100
bgnyrpts

PROJECTION: 20181 2017/2018 BUDGET

FOR PERIOD 99

ACCOUNTS FOR:

ACCOUNTS FOR:	2016 ACTUAL	2017 ORIG BUD	2017 REVISED BUD	2017 ACTUAL	2017 PROJECTION	2018 RECOMMENED	PCT CHANGE
CAP PROJECTS-TRANSP							
TOTAL TRANSPORTION PROJECTS	1,277,464.04	11,015,862.00	11,628,866.00	1,014,783.07	.00	17,758,805.00	61.2%
63470599 TRANSP PROJECTS-RESERVES							
63470599 599422 RES-TRANSP	.00	.00	50,000.00	.00	.00	607,000.00	.0%
63470599 599422 CRAW1 RES-TRANSP	.00	.00	1,000.00	.00	.00	.00	.0%
63470599 599422 CRAW2 RES-TRANSP	.00	.00	2,082,427.00	.00	.00	903,157.00	.0%
63470599 599422 PDCII RES-TRANSP	.00	4,650,000.00	4,880,903.00	.00	.00	3,446,172.00	-25.9%
63470599 599422 PDWID RES-TRANSP	.00	530,000.00	400,000.00	.00	.00	1,000,000.00	88.7%
63470599 599900 DYAL CASH TO BE	.00	.00	.00	.00	.00	322,250.00	.0%
TOTAL TRANSP PROJECTS-RESERV	.00	5,180,000.00	7,414,330.00	.00	.00	6,278,579.00	21.2%
63480541 SUBDIVISION INFRASTRUCTURE							
63480541 563100 RVRGR RD CONSTRU	.00	90,745.00	90,736.00	.00	.00	91,370.00	.7%
63480541 563100 SWDSR RD CONSTRU	.00	67,910.00	67,897.00	.00	.00	68,360.00	.7%
63480541 563202 E@SBS SIDEWALK C	.00	7,900.00	7,897.00	.00	.00	7,950.00	.6%
63480541 563202 SWDSS SIDEWALK C	.00	8,100.00	8,097.00	.00	.00	8,150.00	.6%
TOTAL SUBDIVISION INFRASTRUC	.00	174,655.00	174,627.00	.00	.00	175,830.00	.7%
TOTAL CAP PROJECTS-TRANSP	1,386,229.69	17,870,517.00	20,717,823.00	1,844,840.29	.00	26,213,214.00	46.7%

10/06/2017 18:40
6235cwoo

BOARD OF COMMISSIONERS
NEXT YEAR / CURRENT YEAR BUDGET ANALYSIS

P 101
bgnyrpts

PROJECTION: 20181 2017/2018 BUDGET

FOR PERIOD 99

ACCOUNTS FOR:

CAP PROJECTS-COUNTY COMPLEX	2016 ACTUAL	2017 ORIG BUD	2017 REVISED BUD	2017 ACTUAL	2017 PROJECTION	2018 RECOMMENED	PCT CHANGE
65213521 SHERIFF ADMINISTRATIVE BLDG							
65213521 552640 SHADM EQUIP<\$750	26,894.98	5,500.00	5,500.00	4,075.00	.00	.00	-100.0%
65213521 562000 SHADM BUILDINGS	5,579,465.35	1,638,500.00	1,368,020.00	723,329.49	.00	650,000.00	-60.3%
65213521 564000 SHADM EQUIPMENT	83,002.49	25,000.00	25,000.00	.00	.00	.00	-100.0%
65213521 564001 SHADM EQ\$5000 OG	115,376.30	100,000.00	100,000.00	139,540.02	.00	.00	-100.0%
65213521 564002 SHADM EQ50000 OG	.00	61,000.00	61,000.00	.00	.00	.00	-100.0%
TOTAL SHERIFF ADMINISTRATIVE	5,804,739.12	1,830,000.00	1,559,520.00	866,944.51	.00	650,000.00	-64.5%
65252525 PUBLIC SAFETY-911 COMMUNICATIO							
65252525 552640 911CC EQUIP<\$750	3,401.91	.00	.00	.00	.00	.00	.0%
65252525 562000 911CC BUILDINGS	85,969.98	.00	.00	.00	.00	.00	.0%
65252525 563000 911CC IMPR-OTHER	80,448.66	.00	.00	.00	.00	.00	.0%
65252525 564000 911CC EQUIPMENT	11,185.93	.00	.00	.00	.00	.00	.0%
65252525 564001 911CC EQ\$5000 OG	85,859.68	.00	.00	.00	.00	.00	.0%
TOTAL PUBLIC SAFETY-911 COMM	266,866.16	.00	.00	.00	.00	.00	.0%
65252581 PUBLIC SAFETY-COMM SYSTEM							
65252581 591090 911CC TO-1C SRTX	204,635.00	440,000.00	442,049.00	.00	.00	.00	-100.0%
TOTAL PUBLIC SAFETY-COMM SYS	204,635.00	440,000.00	442,049.00	.00	.00	.00	-100.0%
65999599 RESERVES							
65999599 599001 RES CONTIN	.00	63,000.00	66,531.00	.00	.00	79,000.00	25.4%
TOTAL RESERVES	.00	63,000.00	66,531.00	.00	.00	79,000.00	25.4%
TOTAL CAP PROJECTS-COUNTY CO	6,276,240.28	2,333,000.00	2,068,100.00	866,944.51	.00	729,000.00	-68.8%

10/06/2017 18:40
6235cwoo

BOARD OF COMMISSIONERS
NEXT YEAR / CURRENT YEAR BUDGET ANALYSIS

P 102
bgnyrpts

PROJECTION: 20181 2017/2018 BUDGET

FOR PERIOD 99

ACCOUNTS FOR:

CAP PROJECTS	2016 ACTUAL	2017 ORIG BUD	2017 REVISED BUD	2017 ACTUAL	2017 PROJECTION	2018 RECOMMENED	PCT CHANGE
68031521 SHERIFF PUB SAFETY TRAIN CNTR							
68031521 562000 PSTC BUILDINGS	.00	.00	500,000.00	11,381.20	.00	1,000,000.00	.0%
TOTAL SHERIFF PUB SAFETY TRA	.00	.00	500,000.00	11,381.20	.00	1,000,000.00	.0%
68223522 FIRE & RESCUE BLDGS							
68223522 552000 ST71 MISC SUPPL	.00	2,000.00	2,000.00	.00	.00	2,000.00	.0%
68223522 552640 ST71 EQUIP<\$750	.00	13,000.00	13,000.00	.00	.00	13,000.00	.0%
68223522 562300 ST71 BLDG-F&R	.00	1,621,000.00	1,621,000.00	.00	.00	1,621,000.00	.0%
68223522 564000 ST71 EQUIPMENT	.00	100,000.00	100,000.00	.00	.00	100,000.00	.0%
TOTAL FIRE & RESCUE BLDGS	.00	1,736,000.00	1,736,000.00	.00	.00	1,736,000.00	.0%
68999599 RESERVES							
68999599 599083 RES-CAP PL	.00	.00	.00	.00	.00	15,000.00	.0%
68999599 599083 PSTC RES-CAP PL	.00	.00	512,425.00	.00	.00	.00	.0%
TOTAL RESERVES	.00	.00	512,425.00	.00	.00	15,000.00	.0%
TOTAL CAP PROJECTS	.00	1,736,000.00	2,748,425.00	11,381.20	.00	2,751,000.00	58.5%

10/06/2017 18:40
6235cwoo

BOARD OF COMMISSIONERS
NEXT YEAR / CURRENT YEAR BUDGET ANALYSIS

P 103
bgnyrpts

PROJECTION: 20181 2017/2018 BUDGET

FOR PERIOD 99

ACCOUNTS FOR:

ENCPA MOBILIIY NETWORK FUND	2016 ACTUAL	2017 ORIG BUD	2017 REVISED BUD	2017 ACTUAL	2017 PROJECTION	2018 RECOMMENED	PCT CHANGE
6E407541 ENCPA MOBILITY NETWORK							
6E407541 563100 DSAP1 RD CONSTRU	.00	347,389.00	347,389.00	.00	.00	346,200.00	-.3%
TOTAL ENCPA MOBILITY NETWORK	.00	347,389.00	347,389.00	.00	.00	346,200.00	-.3%
6E407581 ENCPA MOBILITY - TRANSFER OUT							
6E407581 591010 DSAP1 TO-GENERAL	.00	.00	.00	318.55	.00	.00	.0%
6E407581 591040 DSAP1 TO-MSF	96.34	.00	.00	170.31	.00	10,000.00	.0%
6E407581 591450 DSAP1 TO-BZ&P	99.79	.00	.00	8.67	.00	.00	.0%
TOTAL ENCPA MOBILITY - TRANS	196.13	.00	.00	497.53	.00	10,000.00	.0%
TOTAL ENCPA MOBILIIY NETWORK	196.13	347,389.00	347,389.00	497.53	.00	356,200.00	2.5%

10/06/2017 18:40
6235cwoo

BOARD OF COMMISSIONERS
NEXT YEAR / CURRENT YEAR BUDGET ANALYSIS

P 104
bgnyrpts

PROJECTION: 20181 2017/2018 BUDGET

FOR PERIOD 99

ACCOUNTS FOR:

CAP PROJECT-IMPACT FEES FUND	2016 ACTUAL	2017 ORIG BUD	2017 REVISED BUD	2017 ACTUAL	2017 PROJECTION	2018 RECOMMENED	PCT CHANGE
6I006519 CP IMPACT FEES-ADMIN FACILIT							
6I006519 549002 ADVERTISIN	.00	.00	.00	199.12	.00	.00	.0%
6I006519 562100 BLDG-VARIO	.00	573,270.00	619,909.00	.00	.00	1,621,512.00	182.9%
TOTAL CP IMPACT FEES-ADMIN F	.00	573,270.00	619,909.00	199.12	.00	1,621,512.00	182.9%
6I006521 CP IMPACT FEES-LAW ENFORCEMENT							
6I006521 549002 ADVERTISIN	.00	.00	.00	199.12	.00	.00	.0%
6I006521 564400 EQ-LAW ENF	.00	94,238.00	78,192.00	.00	.00	146,921.00	55.9%
TOTAL CP IMPACT FEES-LAW ENF	.00	94,238.00	78,192.00	199.12	.00	146,921.00	55.9%
6I006522 CP IMPACT FEES-FIRE/RESCUE							
6I006522 549002 ADVERTISIN	.00	.00	.00	199.12	.00	.00	.0%
6I006522 564300 EQUIP F&R	.00	230,675.00	232,050.00	.00	.00	348,294.00	51.0%
TOTAL CP IMPACT FEES-FIRE/RE	.00	230,675.00	232,050.00	199.12	.00	348,294.00	51.0%
6I006572 CP IMPACT FEES-REGIONAL PARK							
6I006572 549002 ADVERTISIN	.00	.00	.00	199.12	.00	.00	.0%
6I006572 563000 IMPR-OTHER	.00	292,175.00	278,169.00	.00	.00	558,347.00	91.1%
TOTAL CP IMPACT FEES-REGIONA	.00	292,175.00	278,169.00	199.12	.00	558,347.00	91.1%
6I152572 COMMUNITY PARKS - D502							
6I152572 549002 ADVERTISIN	.00	.00	.00	49.78	.00	.00	.0%
6I152572 563000 IMPR-OTHER	.00	23,916.00	23,825.00	.00	.00	47,093.00	96.9%
TOTAL COMMUNITY PARKS - D502	.00	23,916.00	23,825.00	49.78	.00	47,093.00	96.9%
6I152581 COM PK D502 - TRANS OUT -FUND							
6I152581 591010 TO-GENERAL	.00	16.00	16.00	137.21	.00	16.00	.0%
6I152581 591040 TO-MSF	.00	32.00	32.00	.61	.00	32.00	.0%
6I152581 591450 TO-BZ&P	85.57	267.00	267.00	1,047.68	.00	267.00	.0%
TOTAL COM PK D502 - TRANS OU	85.57	315.00	315.00	1,185.50	.00	315.00	.0%
6I152582 COM PK D502-TRANS OUT CONST OF							
6I152582 591910 CLERK TR-CONS OF	15.73	105.00	105.00	174.39	.00	112.00	6.7%
TOTAL COM PK D502-TRANS OUT	15.73	105.00	105.00	174.39	.00	112.00	6.7%
6I153572 COMMUNITY PARKS - D503							
6I153572 549002 ADVERTISIN	.00	.00	.00	49.78	.00	.00	.0%

10/06/2017 18:40
6235cwoo

BOARD OF COMMISSIONERS
NEXT YEAR / CURRENT YEAR BUDGET ANALYSIS

P 105
bgnyrpts

PROJECTION: 20181 2017/2018 BUDGET

FOR PERIOD 99

ACCOUNTS FOR:

CAP PROJECT-IMPACT FEES FUND	2016 ACTUAL	2017 ORIG BUD	2017 REVISED BUD	2017 ACTUAL	2017 PROJECTION	2018 RECOMMENED	PCT CHANGE
6I153572 563000 IMPR-OTHER	.00	190,195.00	190,740.00	.00	.00	382,214.00	101.0%
TOTAL COMMUNITY PARKS - D503	.00	190,195.00	190,740.00	49.78	.00	382,214.00	101.0%
6I153581 COM PK D503-TRANSFER OUT FUND							
6I153581 591010 TO-GENERAL	.00	128.00	128.00	48.26	.00	128.00	.0%
6I153581 591040 TO-MSF	.00	255.00	255.00	89.56	.00	255.00	.0%
6I153581 591450 TO-BZ&P	338.40	2,167.00	2,167.00	4,296.85	.00	2,167.00	.0%
TOTAL COM PK D503-TRANSFER O	338.40	2,550.00	2,550.00	4,434.67	.00	2,550.00	.0%
6I153582 COM PK D503-TRANSFER OUT CON O							
6I153582 591910 CLERK TR-CONS OF	87.16	850.00	850.00	938.62	.00	916.00	7.8%
TOTAL COM PK D503-TRANSFER O	87.16	850.00	850.00	938.62	.00	916.00	7.8%
6I154572 COMMUNITY PARKS - D504							
6I154572 549002 ADVERTISIN	.00	.00	.00	63.42	.00	.00	.0%
6I154572 563000 IMPR-OTHER	.00	5,146.00	4,952.00	.00	.00	36,151.00	602.5%
TOTAL COMMUNITY PARKS - D504	.00	5,146.00	4,952.00	63.42	.00	36,151.00	602.5%
6I154581 COM PK D504 -TRANSFER OUT-FUND							
6I154581 591010 TO-GENERAL	.00	3.00	3.00	48.26	.00	3.00	.0%
6I154581 591040 TO-MSF	.00	7.00	7.00	89.56	.00	7.00	.0%
6I154581 591450 TO-BZ&P	.00	59.00	59.00	.00	.00	59.00	.0%
TOTAL COM PK D504 -TRANSFER	.00	69.00	69.00	137.82	.00	69.00	.0%
6I154582 COM PK D504-TRANS OUT-CONST OF							
6I154582 591910 CLERK TR-CONS OF	1.98	23.00	23.00	230.53	.00	90.00	291.3%
TOTAL COM PK D504-TRANS OUT-	1.98	23.00	23.00	230.53	.00	90.00	291.3%
6I155572 COMMUNITY PARKS - D505							
6I155572 549002 ADVERTISIN	.00	.00	.00	36.14	.00	.00	.0%
6I155572 563000 IMPR-OTHER	.00	181,532.00	179,882.00	.00	.00	6,121.00	-96.6%
TOTAL COMMUNITY PARKS - D505	.00	181,532.00	179,882.00	36.14	.00	6,121.00	-96.6%
6I155581 COM PK D505-TRANSFER OUT FUND							
6I155581 591010 TO-GENERAL	.00	136.00	136.00	48.26	.00	136.00	.0%
6I155581 591040 TO-MSF	.00	272.00	272.00	89.56	.00	272.00	.0%
6I155581 591450 TO-BZ&P	7.74	2,310.00	2,310.00	1,418.49	.00	2,310.00	.0%

10/06/2017 18:40
6235cwoo

BOARD OF COMMISSIONERS
NEXT YEAR / CURRENT YEAR BUDGET ANALYSIS

P 106
bgnyrpts

PROJECTION: 20181 2017/2018 BUDGET

FOR PERIOD 99

ACCOUNTS FOR:

CAP PROJECT-IMPACT FEES FUND	2016 ACTUAL	2017 ORIG BUD	2017 REVISED BUD	2017 ACTUAL	2017 PROJECTION	2018 RECOMMENED	PCT CHANGE
TOTAL COM PK D505-TRANSFER O	7.74	2,718.00	2,718.00	1,556.31	.00	2,718.00	.0%
6I155582 COM PK D505-TRANS OUT CONST OF							
6I155582 591910 CLERK TR-CONS OF	2.58	906.00	906.00	49.59	.00	21.00	-97.7%
TOTAL COM PK D505-TRANS OUT	2.58	906.00	906.00	49.59	.00	21.00	-97.7%
6I157581 REG PARK-TRANS OUT-FUNDS							
6I157581 591010 TO-GENERAL	.00	188.00	188.00	48.26	.00	188.00	.0%
6I157581 591040 TO-MSF	.00	375.00	375.00	89.56	.00	375.00	.0%
6I157581 591450 TO-BZ&P	262.69	3,187.00	3,187.00	1,946.83	.00	3,187.00	.0%
TOTAL REG PARK-TRANS OUT-FUN	262.69	3,750.00	3,750.00	2,084.65	.00	3,750.00	.0%
6I157582 REG PARK-TRANSFER OUT-CONST O							
6I157582 591910 CLERK TR-CONS OF	33.70	1,250.00	1,250.00	1,149.66	.00	1,343.00	7.4%
TOTAL REG PARK-TRANSFER OUT-	33.70	1,250.00	1,250.00	1,149.66	.00	1,343.00	7.4%
6I197581 ADMIN FAC-TRANSFER OUT FUNDS							
6I197581 591010 TO-GENERAL	.00	408.00	408.00	48.26	.00	408.00	.0%
6I197581 591040 TO-MSF	.00	815.00	815.00	89.56	.00	815.00	.0%
6I197581 591450 T/O BLDG	66.03	6,922.00	6,922.00	2,008.57	.00	6,922.00	.0%
TOTAL ADMIN FAC-TRANSFER OUT	66.03	8,145.00	8,145.00	2,146.39	.00	8,145.00	.0%
6I197582 ADMIN FAC-TRANSFER OUT-CONS OF							
6I197582 591910 CLERK TR-CONS OF	55.38	2,715.00	2,715.00	1,912.46	.00	3,903.00	43.8%
TOTAL ADMIN FAC-TRANSFER OUT	55.38	2,715.00	2,715.00	1,912.46	.00	3,903.00	43.8%
6I210581 LAW ENF-TRANSFER OUT FUNDS							
6I210581 591010 TO-GENERAL	.00	53.00	53.00	48.26	.00	53.00	.0%
6I210581 591040 TO-MSF	.00	107.00	107.00	89.56	.00	107.00	.0%
6I210581 591450 T/O BLDG	66.05	905.00	905.00	2,008.54	.00	905.00	.0%
TOTAL LAW ENF-TRANSFER OUT F	66.05	1,065.00	1,065.00	2,146.36	.00	1,065.00	.0%
6I210582 LAW ENF-TRANSFER OUT CONST OF							
6I210582 591910 CLERK TR-CONS OF	38.57	355.00	355.00	1,177.97	.00	354.00	-.3%
TOTAL LAW ENF-TRANSFER OUT C	38.57	355.00	355.00	1,177.97	.00	354.00	-.3%
6I227581 FIRE/RESCUE TRANSFER OUT FUND							
6I227581 591010 TO-GENERAL	.00	155.00	155.00	48.26	.00	155.00	.0%

10/06/2017 18:40
6235cwoo

BOARD OF COMMISSIONERS
NEXT YEAR / CURRENT YEAR BUDGET ANALYSIS

P 107
bgnyrpts

PROJECTION: 20181 2017/2018 BUDGET

FOR PERIOD 99

ACCOUNTS FOR:

CAP PROJECT-IMPACT FEES FUND	2016 ACTUAL	2017 ORIG BUD	2017 REVISED BUD	2017 ACTUAL	2017 PROJECTION	2018 RECOMMENED	PCT CHANGE
6I227581 591040 TO-MSF	.00	310.00	310.00	89.56	.00	310.00	.0%
6I227581 591450 T/O BLDG	66.06	2,633.00	2,633.00	2,008.55	.00	2,633.00	.0%
TOTAL FIRE/RESCUE TRANSFER O	66.06	3,098.00	3,098.00	2,146.37	.00	3,098.00	.0%
6I227582 FIRE/RESCUE TRANSFER OUT CON O							
6I227582 591910 CLERK TR-CONS OF	46.43	1,033.00	1,033.00	1,176.43	.00	818.00	-20.8%
TOTAL FIRE/RESCUE TRANSFER O	46.43	1,033.00	1,033.00	1,176.43	.00	818.00	-20.8%
TOTAL CAP PROJECT-IMPACT FEE	1,174.07	1,620,094.00	1,636,666.00	23,643.32	.00	3,175,920.00	96.0%

10/06/2017 18:40
6235cwo

BOARD OF COMMISSIONERS
NEXT YEAR / CURRENT YEAR BUDGET ANALYSIS

P 108
bgnyrpts

PROJECTION: 2018 2017/2018 BUDGET

FOR PERIOD 99

ACCOUNTS FOR:

NC MOBILITY FEE FUND	2016 ACTUAL	2017 ORIG BUD	2017 REVISED BUD	2017 ACTUAL	2017 PROJECTION	2018 RECOMMENED	PCT CHANGE
<hr/>							
6M408581 ZONE 1-EAST OF I-95 TRANSER							
6M408581 591010 TO-GENERAL	275.76	349.00	349.00	283.30	.00	349.00	.0%
6M408581 591040 TO-MSF	37.34	243.00	243.00	262.44	.00	243.00	.0%
6M408581 591450 TO-BZ&P	2,244.99	4,771.00	4,771.00	1,709.14	.00	4,771.00	.0%
TOTAL ZONE 1-EAST OF I-95 TR	2,558.09	5,363.00	5,363.00	2,254.88	.00	5,363.00	.0%
<hr/>							
6M408582 ZONE 1-EAST OF I-95 TRANS OUT							
6M408582 591952 CLERK TT CLERK	528.62	1,747.00	1,747.00	597.05	.00	1,747.00	.0%
TOTAL ZONE 1-EAST OF I-95 TR	528.62	1,747.00	1,747.00	597.05	.00	1,747.00	.0%
<hr/>							
6M408599 ZONE 1-EAST OF I-95 RESERVES							
6M408599 599083 RES-CAP PL	.00	1,841,890.00	1,796,171.00	.00	.00	2,507,190.00	36.1%
TOTAL ZONE 1-EAST OF I-95 RE	.00	1,841,890.00	1,796,171.00	.00	.00	2,507,190.00	36.1%
<hr/>							
6M409581 ZONE 3-WEST I-95 TRANSFER							
6M409581 591010 TO-GENERAL	247.47	254.00	254.00	283.28	.00	254.00	.0%
6M409581 591040 TO-MSF	15.65	350.00	350.00	242.24	.00	350.00	.0%
6M409581 591450 TO-BZ&P	1,217.70	1,853.00	1,853.00	830.43	.00	1,853.00	.0%
TOTAL ZONE 3-WEST I-95 TRANS	1,480.82	2,457.00	2,457.00	1,355.95	.00	2,457.00	.0%
<hr/>							
6M409582 ZONE 3-WEST OF I-95 TRANS OUT							
6M409582 591952 CLERK TT CLERK	351.78	793.00	793.00	376.72	.00	793.00	.0%
TOTAL ZONE 3-WEST OF I-95 TR	351.78	793.00	793.00	376.72	.00	793.00	.0%
<hr/>							
6M409599 ZONE 3-WEST OF I95 RESERVES							
6M409599 599083 RES-CAP PL	.00	794,250.00	839,969.00	.00	.00	1,047,850.00	31.9%
TOTAL ZONE 3-WEST OF I95 RES	.00	794,250.00	839,969.00	.00	.00	1,047,850.00	31.9%
TOTAL NC MOBILITY FEE FUND	4,919.31	2,646,500.00	2,646,500.00	4,584.60	.00	3,565,400.00	34.7%

10/06/2017 18:40
6235cwoo

BOARD OF COMMISSIONERS
NEXT YEAR / CURRENT YEAR BUDGET ANALYSIS

P 109
bgnyrpts

PROJECTION: 20181 2017/2018 BUDGET

FOR PERIOD 99

ACCOUNTS FOR:

SOLID WASTE MGMT FUND	2016 ACTUAL	2017 ORIG BUD	2017 REVISED BUD	2017 ACTUAL	2017 PROJECTION	2018 RECOMMENED	PCT CHANGE
<hr/>							
70099581 TRANSFER OUTS							
70099581 591010 TO-GENERAL	.00	.00	1,004,485.00	1,005,633.21	.00	.00	.0%
70099581 591010 BRYLF TO-GENERAL	.00	120,309.00	120,381.00	120,381.48	.00	.00	-100.0%
70099581 591010 FLARE TO-GENERAL	.00	40,000.00	106,780.00	106,779.98	.00	.00	-100.0%
70099581 591010 FRP TO-GENERAL	.00	269,300.00	269,300.00	269,300.00	.00	.00	-100.0%
70099581 591010 LFCLF TO-GENERAL	.00	152,910.00	153,004.00	153,003.63	.00	.00	-100.0%
70099581 591010 SWTNK TO-GENERAL	.00	319,430.00	416,579.00	416,579.04	.00	.00	-100.0%
70099581 591010 WNLF1 TO-GENERAL	.00	20,706.00	20,720.00	20,719.89	.00	.00	-100.0%
70099581 591010 WNLF2 TO-GENERAL	.00	538,027.00	538,383.00	538,382.50	.00	.00	-100.0%
TOTAL TRANSFER OUTS	.00	1,460,682.00	2,629,632.00	2,630,779.73	.00	.00	-100.0%
<hr/>							
70340534 SMALL QUANTITY GENERATOR PRGM							
70340534 531020 PS-NEFRPC	5,000.00	.00	.00	.00	.00	.00	.0%
TOTAL SMALL QUANTITY GENERAT	5,000.00	.00	.00	.00	.00	.00	.0%
<hr/>							
70343534 DEPRECIATION							
70343534 559920 DEPRECIATI	114,535.96	.00	.00	.00	.00	.00	.0%
TOTAL DEPRECIATION	114,535.96	.00	.00	.00	.00	.00	.0%
<hr/>							
70344534 SOLID WASTE ADMINISTRATION							
70344534 512000 REG SALARY	88,592.94	.00	.00	.00	.00	.00	.0%
70344534 521010 FICA TAXES	5,327.00	.00	.00	.00	.00	.00	.0%
70344534 521020 MEDICARE T	1,255.21	.00	.00	.00	.00	.00	.0%
70344534 522000 RETIREMENT	9,874.07	.00	.00	.00	.00	.00	.0%
70344534 522068 RET-GASB	4,156.92	.00	.00	.00	.00	.00	.0%
70344534 523010 L & H INS	11,348.49	.00	.00	.00	.00	.00	.0%
70344534 523020 RET-HEALTH	7,156.20	.00	.00	.00	.00	.00	.0%
70344534 524010 WKRS COMP	772.51	.00	.00	.00	.00	.00	.0%
70344534 526000 OPEB	2,850.42	.00	.00	.00	.00	.00	.0%
70344534 531000 PROF SVCS	4,775.00	.00	.00	.00	.00	.00	.0%
70344534 534000 OT CONT SV	762.00	.00	.00	.00	.00	.00	.0%
70344534 540000 TRAV&PDIEM	335.14	.00	.00	.00	.00	.00	.0%
70344534 541000 COMMUNICAT	1,726.38	.00	.00	.00	.00	.00	.0%
70344534 541040 COM-COMPUT	5,257.19	.00	.00	.00	.00	.00	.0%
70344534 542000 FREIG/POST	190.20	.00	.00	.00	.00	.00	.0%
70344534 543000 UTILITY SV	4,312.75	.00	.00	.00	.00	.00	.0%
70344534 544000 RENT&LEASE	3,522.12	.00	.00	.00	.00	.00	.0%
70344534 545000 INSURANCE	349.26	.00	.00	.00	.00	.00	.0%
70344534 546022 SC-COPIER	343.35	.00	.00	.00	.00	.00	.0%

10/06/2017 18:40
6235cwoo

BOARD OF COMMISSIONERS
NEXT YEAR / CURRENT YEAR BUDGET ANALYSIS

P 111
bgnyrpts

PROJECTION: 20181 2017/2018 BUDGET

FOR PERIOD 99

ACCOUNTS FOR:

SOLID WASTE MGMT FUND			2016 ACTUAL	2017 ORIG BUD	2017 REVISED BUD	2017 ACTUAL	2017 PROJECTION	2018 RECOMMENED	PCT CHANGE
70357534	549081	BACKGROUND	8.00	.00	.00	.00	.00	.00	.0%
70357534	552000	MISC SUPPL	1,037.07	.00	.00	.00	.00	.00	.0%
70357534	552020	GAS/OIL&LU	809.43	.00	.00	.00	.00	.00	.0%
70357534	552050	UNIFORMS	105.00	.00	.00	.00	.00	.00	.0%
70357534	552051	SAFETY APP	250.00	.00	.00	.00	.00	.00	.0%
TOTAL RECYCLING			115,141.31	.00	.00	.00	.00	.00	.0%
70361534	WN PH I OLD	POST-CLOSURE							
70361534	549340	CHNG P/C E	42,518.59	.00	.00	.00	.00	.00	.0%
TOTAL WN PH I OLD POST-CLOSU			42,518.59	.00	.00	.00	.00	.00	.0%
70362534	WN LANDFILL	CLOSURE							
70362534	549340	CHNG P/C E	99,681.17	.00	.00	.00	.00	.00	.0%
TOTAL WN LANDFILL CLOSURE			99,681.17	.00	.00	.00	.00	.00	.0%
70362581	WN PH II NEW	PC & CLOSURE							
70362581	591015	TO-GENERAL	6,000.00	.00	.00	.00	.00	.00	.0%
TOTAL WN PH II NEW PC & CLOS			6,000.00	.00	.00	.00	.00	.00	.0%
70363534	LOFTON CREEK	POST-CLOSURE							
70363534	549340	CHNG P/C E	-60,436.36	.00	.00	.00	.00	.00	.0%
TOTAL LOFTON CREEK POST-CLOS			-60,436.36	.00	.00	.00	.00	.00	.0%
70364534	BRYCEVILLE	POST-CLOSURE							
70364534	549340	CHNG P/C E	-46,704.65	.00	.00	.00	.00	.00	.0%
TOTAL BRYCEVILLE POST-CLOSUR			-46,704.65	.00	.00	.00	.00	.00	.0%
70369534	CONVENIENCE	CENTER							
70369534	512000	REG SALARY	62,185.50	.00	.00	.00	.00	.00	.0%
70369534	521010	FICA TAXES	3,785.73	.00	.00	.00	.00	.00	.0%
70369534	521020	MEDICARE T	885.36	.00	.00	.00	.00	.00	.0%
70369534	522000	RETIREMENT	4,563.19	.00	.00	.00	.00	.00	.0%
70369534	523010	L & H INS	7,996.03	.00	.00	.00	.00	.00	.0%
70369534	524010	WKRS COMP	1,823.21	.00	.00	.00	.00	.00	.0%
70369534	531000	PROF SVCS	250.00	.00	.00	.00	.00	.00	.0%
70369534	541000	COMMUNICAT	139.55	.00	.00	.00	.00	.00	.0%
70369534	543000	UTILITY SV	1,221.46	.00	.00	.00	.00	.00	.0%
70369534	543003	WASTE DISP	38,690.85	.00	.00	.00	.00	.00	.0%

10/06/2017 18:40
6235cwo

BOARD OF COMMISSIONERS
NEXT YEAR / CURRENT YEAR BUDGET ANALYSIS

P 112
bgnyrpts

PROJECTION: 20181 2017/2018 BUDGET

FOR PERIOD 99

ACCOUNTS FOR:

SOLID WASTE MGMT FUND		2016 ACTUAL	2017 ORIG BUD	2017 REVISED BUD	2017 ACTUAL	2017 PROJECTION	2018 RECOMMENED	PCT CHANGE
70369534	544000	RENT&LEASE	18,747.18	.00	.00	.00	.00	.0%
70369534	545000	INSURANCE	1,043.58	.00	.00	.00	.00	.0%
70369534	546000	RPR&MAINT	12,261.64	.00	.00	.00	.00	.0%
70369534	549006	PERMIT FEE	1,000.00	.00	.00	.00	.00	.0%
70369534	549061	UNIFORM RE	214.50	.00	.00	.00	.00	.0%
70369534	549081	BACKGROUND	8.00	.00	.00	.00	.00	.0%
70369534	552000	MISC SUPPL	148.82	.00	.00	.00	.00	.0%
70369534	552020	GAS/OIL&LU	924.02	.00	.00	.00	.00	.0%
70369534	552050	UNIFORMS	100.00	.00	.00	.00	.00	.0%
70369534	552051	SAFETY APP	300.00	.00	.00	.00	.00	.0%
TOTAL CONVENIENCE CENTER		156,288.62	.00	.00	.00	.00	.00	.0%
70369581 CONVENIENCE CENTER								
70369581	591015	TO-GENERAL	400.00	.00	.00	.00	.00	.0%
TOTAL CONVENIENCE CENTER		400.00	.00	.00	.00	.00	.00	.0%
TOTAL SOLID WASTE MGMT FUND		664,278.77	1,460,682.00	2,629,632.00	2,630,779.73	.00	.00	-100.0%

10/06/2017 18:40
6235cwoo

BOARD OF COMMISSIONERS
NEXT YEAR / CURRENT YEAR BUDGET ANALYSIS

P 113
bgnyrpts

PROJECTION: 20181 2017/2018 BUDGET

FOR PERIOD 99

ACCOUNTS FOR:

WATER & SEWER FUND	2016 ACTUAL	2017 ORIG BUD	2017 REVISED BUD	2017 ACTUAL	2017 PROJECTION	2018 RECOMMENED	PCT CHANGE
<hr/>							
71500533 WATER UTILITY SERVICES-OPS							
71500533 531400 HMODL PS-ENGINEE	.00	.00	88,310.00	45,861.61	.00	22,000.00	.0%
71500533 546533 RM-WAT SYS	23,505.16	40,000.00	44,490.00	23,473.77	.00	88,500.00	121.3%
71500533 546533 BPSPV RM-WAT SYS	.00	38,490.00	38,490.00	.00	.00	41,570.00	8.0%
71500533 546533 CFPR RM-WAT SYS	12,412.81	.00	.00	.00	.00	.00	.0%
71500533 546533 WRAW RM-WAT SYS	.00	26,827.00	26,827.00	.00	.00	38,589.00	43.8%
71500533 549006 PERMIT FEE	.00	2,000.00	2,000.00	2,000.00	.00	2,000.00	.0%
71500533 562002 BPS BLDG IMPRO	.00	254,307.00	254,307.00	.00	.00	50,000.00	-80.3%
71500533 563051 METER UPGR	.00	25,000.00	25,000.00	24,894.07	.00	25,000.00	.0%
71500533 563052 FIRE HYDR	.00	40,000.00	40,000.00	.00	.00	40,000.00	.0%
71500533 563053 WATER-DV	.00	35,000.00	35,000.00	.00	.00	20,000.00	-42.9%
71500533 563552 BFPM WATER IMPV	.00	139,970.00	139,970.00	.00	.00	.00	-100.0%
71500533 563552 WHSPM WATER IMPV	.00	104,980.00	104,980.00	.00	.00	104,980.00	.0%
71500533 563552 WTNK WATER IMPV	.00	1,120,800.00	1,126,704.00	.00	.00	125,000.00	-88.8%
TOTAL WATER UTILITY SERVICES	35,917.97	1,827,374.00	1,926,078.00	96,229.45	.00	557,639.00	-69.5%
<hr/>							
71500535 SEWER/WASTEWATER SVCS-OPS							
71500535 531400 PS-ENGINEE	.00	.00	.00	.00	.00	20,000.00	.0%
71500535 531400 MHPP PS-ENGINEE	.00	25,000.00	25,000.00	.00	.00	25,000.00	.0%
71500535 543003 SLUDGE REM	30,722.71	30,000.00	30,000.00	30,513.95	.00	40,000.00	33.3%
71500535 546535 RM-WW SYST	45,550.55	80,000.00	100,000.00	99,411.02	.00	80,000.00	.0%
71500535 546535 CFPR RM-WW SYST	6,539.00	.00	.00	.00	.00	.00	.0%
71500535 546535 WWBLO RM-WW SYST	.00	11,664.00	11,664.00	.00	.00	11,664.00	.0%
71500535 546535 WWIGL RM-WW SYST	.00	41,000.00	41,000.00	.00	.00	41,000.00	.0%
71500535 552401 MHPP CHEMICALS	.00	140,000.00	140,000.00	.00	.00	140,000.00	.0%
71500535 563551 CCP&V WW IMPROV	.00	.00	.00	.00	.00	100,000.00	.0%
71500535 563551 LSSS WW IMPROV	.00	335,000.00	335,000.00	.00	.00	695,000.00	107.5%
71500535 563551 MHPP WW IMPROV	.00	33,320.00	33,320.00	.00	.00	33,320.00	.0%
71500535 563551 WW2 WW IMPROV	.00	100,000.00	100,000.00	58,985.35	.00	131,700.00	31.7%
71500535 563551 WW4 WW IMPROV	.00	80,000.00	80,000.00	26,885.00	.00	80,000.00	.0%
71500535 563551 WWAB WW IMPROV	.00	315,000.00	.00	.00	.00	.00	-100.0%
71500535 563551 WWBLO WW IMPROV	.00	70,000.00	70,000.00	.00	.00	200,000.00	185.7%
71500535 563551 WWEE WW IMPROV	.00	315,000.00	.00	.00	.00	.00	-100.0%
71500535 563551 WWHW WW IMPROV	.00	337,000.00	611,804.00	392,149.03	.00	149,000.00	-55.8%
71500535 563551 WWLS WW IMPROV	.00	400,000.00	729,602.00	517,382.44	.00	.00	-100.0%
71500535 563551 WWPIP WW IMPROV	.00	423,500.00	647,773.00	233,945.87	.00	220,000.00	-48.1%
71500535 563551 WWSC WW IMPROV	.00	935,760.00	963,920.00	49,369.81	.00	1,231,000.00	31.6%
71500535 564002 EMERG EQ50000 OG	.00	.00	.00	.00	.00	273,000.00	.0%
TOTAL SEWER/WASTEWATER SVCS-	82,812.26	3,672,244.00	3,919,083.00	1,408,642.47	.00	3,470,684.00	-5.5%
<hr/>							
71500536 WATER & SEWER OPERATIONS-OTHER							
71500536 512000 REG SALARY	419,162.70	514,953.00	498,971.00	417,880.58	.00	583,045.00	13.2%

10/06/2017 18:40
6235cwo

BOARD OF COMMISSIONERS
NEXT YEAR / CURRENT YEAR BUDGET ANALYSIS

P 114
bgnyrpts

PROJECTION: 20181 2017/2018 BUDGET

FOR PERIOD 99

ACCOUNTS FOR:

WATER & SEWER FUND			2016 ACTUAL	2017 ORIG BUD	2017 REVISED BUD	2017 ACTUAL	2017 PROJECTION	2018 RECOMMENED	PCT CHANGE
71500536	512001	HIRMA SAL-EMERG	.00	.00	.00	1,068.24	.00	.00	.0%
71500536	512001	HMATT SAL-EMERG	.00	.00	142.00	141.61	.00	.00	.0%
71500536	512002	SAL ON CAL	8,480.00	12,000.00	12,000.00	8,420.00	.00	13,500.00	12.5%
71500536	513000	SALARY-N/R	.00	.00	.00	.00	.00	4,000.00	.0%
71500536	514000	OVERTIME	23,335.15	20,000.00	32,712.00	29,778.81	.00	22,500.00	12.5%
71500536	514001	HHERM OT-EMERGEN	477.17	.00	.00	.00	.00	.00	.0%
71500536	514001	HIRMA OT-EMERGEN	.00	.00	.00	14,110.79	.00	.00	.0%
71500536	514001	HMATT OT-EMERGEN	.00	.00	2,705.00	2,704.64	.00	.00	.0%
71500536	521010	FICA TAXES	25,456.60	33,911.00	33,911.00	26,401.63	.00	38,629.00	13.9%
71500536	521010	HHERM FICA TAXES	25.53	.00	.00	.00	.00	.00	.0%
71500536	521010	HIRMA FICA TAXES	.00	.00	.00	918.13	.00	.00	.0%
71500536	521010	HMATT FICA TAXES	.00	.00	168.00	167.52	.00	.00	.0%
71500536	521020	MEDICARE T	5,962.72	7,931.00	7,931.00	6,176.62	.00	9,034.00	13.9%
71500536	521020	HHERM MEDICARE T	5.98	.00	.00	.00	.00	.00	.0%
71500536	521020	HIRMA MEDICARE T	.00	.00	.00	214.75	.00	.00	.0%
71500536	521020	HMATT MEDICARE T	.00	.00	40.00	39.19	.00	.00	.0%
71500536	522000	RETIREMENT	35,224.87	44,600.00	44,600.00	37,053.44	.00	52,930.00	18.7%
71500536	522000	HHERM RETIREMENT	35.88	.00	.00	.00	.00	.00	.0%
71500536	522000	HIRMA RETIREMENT	.00	.00	.00	1,202.19	.00	.00	.0%
71500536	522000	HMATT RETIREMENT	.00	.00	215.00	214.04	.00	.00	.0%
71500536	522068	RET-GASB	-9,471.51	100,000.00	100,000.00	.00	.00	210,000.00	110.0%
71500536	523010	L & H INS	77,555.12	99,257.00	99,257.00	67,799.46	.00	113,791.00	14.6%
71500536	523010	HHERM L & H INS	107.50	.00	.00	.00	.00	.00	.0%
71500536	523020	RET-HEALTH	3,551.88	5,825.00	5,825.00	5,865.60	.00	8,358.00	43.5%
71500536	524010	WKRS COMP	11,600.75	19,680.00	19,680.00	10,702.77	.00	20,163.00	2.5%
71500536	526000	OPEB	5,700.86	30,897.00	30,897.00	.00	.00	40,000.00	29.5%
71500536	531000	PROF SVCS	46,934.00	45,000.00	24,000.00	.00	.00	15,000.00	-66.7%
71500536	531031	EMPLOY PHY	80.00	.00	500.00	.00	.00	.00	.0%
71500536	531035	DRUG TEST	177.00	500.00	500.00	285.00	.00	500.00	.0%
71500536	531100	PS-LAB COS	16,768.35	30,000.00	30,000.00	25,078.35	.00	30,000.00	.0%
71500536	531400	PS-ENGINEE	3,557.18	175,000.00	86,690.00	607.68	.00	105,000.00	-40.0%
71500536	531400	ABWS PS-ENGINEE	4,800.00	.00	1,200.00	1,200.00	.00	.00	.0%
71500536	532000	ACCT&AUDIT	.00	.00	.00	.00	.00	1,000.00	.0%
71500536	534000	OT CONT SV	720.00	720.00	720.00	660.00	.00	840.00	16.7%
71500536	534013	CS-LANDSCA	.00	12,000.00	12,000.00	1,350.00	.00	12,000.00	.0%
71500536	534240	CS-LINE LO	824.48	1,000.00	1,000.00	714.22	.00	1,000.00	.0%
71500536	540000	TRAV&PDIEM	.00	4,002.00	4,002.00	650.00	.00	1,898.00	-52.6%
71500536	541000	COMMUNICAT	6,894.52	7,200.00	5,200.00	3,686.06	.00	6,872.00	-4.6%
71500536	541040	COM-COMPUT	.00	.00	2,000.00	983.46	.00	.00	.0%
71500536	542000	FREIG/POST	232.64	200.00	200.00	158.46	.00	200.00	.0%
71500536	543000	UTILITY SV	304,880.95	300,000.00	300,000.00	266,450.93	.00	300,000.00	.0%
71500536	544000	RENT&LEASE	5,507.76	7,980.00	19,980.00	17,257.90	.00	11,650.00	46.0%
71500536	545000	INSURANCE	9,781.61	15,000.00	15,000.00	9,844.14	.00	12,020.00	-19.9%
71500536	546000	RPR&MAINT	26,937.43	35,000.00	35,000.00	25,659.42	.00	48,900.00	39.7%

10/06/2017 18:40
6235cwo

BOARD OF COMMISSIONERS
NEXT YEAR / CURRENT YEAR BUDGET ANALYSIS

P 115
bgnyrpts

PROJECTION: 20181 2017/2018 BUDGET

FOR PERIOD 99

ACCOUNTS FOR:

WATER & SEWER FUND			2016 ACTUAL	2017 ORIG BUD	2017 REVISED BUD	2017 ACTUAL	2017 PROJECTION	2018 RECOMMENED	PCT CHANGE
71500536	546020	MAIN SVC C	5,909.07	6,500.00	6,500.00	6,262.13	.00	6,500.00	.0%
71500536	546030	R&M-BLDGS	7,274.57	30,000.00	9,000.00	184.28	.00	30,000.00	.0%
71500536	546030	DUCT R&M-BLDGS	.00	660.00	660.00	.00	.00	.00	-100.0%
71500536	547000	PRINT&BIND	897.22	5,000.00	5,000.00	210.90	.00	4,000.00	-20.0%
71500536	549002	ADVERTISIN	2,138.11	550.00	1,550.00	1,294.38	.00	500.00	-9.1%
71500536	549006	PERMIT FEE	2,075.00	75.00	75.00	75.00	.00	75.00	.0%
71500536	549061	UNIFORM RE	513.78	1,700.00	1,700.00	518.01	.00	1,300.00	-23.5%
71500536	549081	BACKGROUND	250.00	165.00	165.00	108.50	.00	165.00	.0%
71500536	549112	BANK FEES	34,845.13	38,800.00	38,800.00	22,712.40	.00	30,000.00	-22.7%
71500536	549201	HEP B VACC	910.00	1,540.00	1,540.00	1,035.00	.00	1,000.00	-35.1%
71500536	551000	OFFICE SUP	1,070.30	1,500.00	1,500.00	987.52	.00	1,500.00	.0%
71500536	552000	MISC SUPPL	2,055.17	6,000.00	6,000.00	5,215.47	.00	6,000.00	.0%
71500536	552020	GAS/OIL&LU	8,413.70	19,500.00	14,000.00	8,686.10	.00	19,500.00	.0%
71500536	552030	JANITOR SU	1,190.51	1,500.00	1,500.00	1,381.25	.00	1,800.00	20.0%
71500536	552040	TOOLS&SMI	1,065.06	4,000.00	4,000.00	2,229.49	.00	4,000.00	.0%
71500536	552050	UNIFORMS	624.00	1,000.00	1,000.00	652.00	.00	1,300.00	30.0%
71500536	552051	SAFETY APP	1,247.49	1,850.00	1,850.00	1,758.50	.00	2,000.00	8.1%
71500536	552401	CHEMICALS	56,282.26	55,000.00	68,000.00	62,199.77	.00	58,000.00	5.5%
71500536	552402	METER&PVC	6,201.94	7,000.00	7,000.00	4,987.60	.00	7,000.00	.0%
71500536	552403	LAB SUPPL	1,517.97	2,200.00	2,200.00	777.77	.00	2,200.00	.0%
71500536	552640	EQUIP<\$750	2,041.69	3,500.00	3,500.00	3,425.11	.00	3,500.00	.0%
71500536	554000	DUES/SUBSC	544.00	3,104.00	3,104.00	887.50	.00	1,540.00	-50.4%
71500536	555000	TRAINING	1,014.60	8,232.00	8,232.00	2,848.40	.00	5,857.00	-28.9%
71500536	559110	DEPR-W&S	720,379.45	.00	.00	695,134.81	.00	.00	.0%
71500536	562002	BLDG IMPRO	.00	70,860.00	33,310.00	18,311.76	.00	.00	-100.0%
71500536	563550	CTANK W&S CAP IM	.00	.00	.00	.00	.00	300,000.00	.0%
71500536	564000	EQUIPMENT	.00	1,720.00	2,720.00	2,499.95	.00	2,625.00	52.6%
71500536	564001	FRP EQ\$5000 OG	.00	174,000.00	174,000.00	159,450.00	.00	37,600.00	-78.4%
TOTAL WATER & SEWER OPERATIO			1,893,768.14	1,968,612.00	1,823,952.00	1,989,279.23	.00	2,190,792.00	11.3%
71500581	591010	WATER & SEWER OPERATIONS							
71500581	591010	IND C-BOCC	57,800.00	63,200.00	63,200.00	63,199.80	.00	64,600.00	2.2%
71500581	591016	TO-G-IT	336.73	800.00	800.00	.00	.00	800.00	.0%
TOTAL WATER & SEWER OPERATIO			58,136.73	64,000.00	64,000.00	63,199.80	.00	65,400.00	2.2%
71500590	593000	WATER & SEWER-NONOPERATING							
71500590	593000	R2013 N/O-INTERE	281,488.75	261,655.00	261,655.00	261,655.00	.00	241,392.00	-7.7%
71500590	595000	R2013 PRINCIPAL	.00	930,000.00	930,000.00	930,000.00	.00	955,000.00	2.7%
71500590	595009	R2013 AMOR-RLOSS	44,889.52	.00	.00	.00	.00	.00	.0%
TOTAL WATER & SEWER-NONOPERA			326,378.27	1,191,655.00	1,191,655.00	1,191,655.00	.00	1,196,392.00	.4%
71504536	512000	NAU BILLING							
71504536	512000	REG SALARY	45,907.75	45,268.00	45,268.00	45,238.27	.00	45,805.00	1.2%

10/06/2017 18:40
6235cwo

BOARD OF COMMISSIONERS
NEXT YEAR / CURRENT YEAR BUDGET ANALYSIS

P 116
bgnyrpts

PROJECTION: 20181 2017/2018 BUDGET

FOR PERIOD 99

ACCOUNTS FOR:

WATER & SEWER FUND			2016 ACTUAL	2017 ORIG BUD	2017 REVISED BUD	2017 ACTUAL	2017 PROJECTION	2018 RECOMMENED	PCT CHANGE
71504536	512001	HMATT SAL-EMERG	.00	.00	441.00	440.71	.00	.00	.0%
71504536	521010	FICA TAXES	2,707.00	2,807.00	2,807.00	2,732.57	.00	2,840.00	1.2%
71504536	521010	HMATT FICA TAXES	.00	.00	27.00	26.46	.00	.00	.0%
71504536	521020	MEDICARE T	633.07	656.00	656.00	639.17	.00	664.00	1.2%
71504536	521020	HMATT MEDICARE T	.00	.00	7.00	6.19	.00	.00	.0%
71504536	522000	RETIREMENT	3,276.77	3,368.00	3,368.00	3,450.94	.00	3,628.00	7.7%
71504536	522000	HMATT RETIREMENT	.00	.00	34.00	33.14	.00	.00	.0%
71504536	523010	L & H INS	8,449.31	8,564.00	7,364.00	7,521.01	.00	8,358.00	-2.4%
71504536	524010	WKRS COMP	72.49	104.00	104.00	56.56	.00	105.00	1.0%
71504536	541000	COMMUNICAT	.00	250.00	250.00	.00	.00	250.00	.0%
71504536	542000	FREIG/POST	15,326.06	20,000.00	20,000.00	13,128.75	.00	20,000.00	.0%
71504536	544000	RENT&LEASE	1,128.00	2,000.00	2,000.00	2,256.00	.00	2,000.00	.0%
71504536	546020	MAIN SVC C	10,355.00	10,734.00	10,734.00	10,266.34	.00	20,167.00	87.9%
71504536	547000	PRINT&BIND	4,139.20	8,000.00	7,291.00	4,294.71	.00	8,000.00	.0%
71504536	549000	OT CUR CHG	649.00	3,000.00	2,700.00	649.00	.00	2,000.00	-33.3%
71504536	549009	COLL FEES	13.85	.00	300.00	85.03	.00	1,000.00	.0%
71504536	551000	OFFICE SUP	164.49	1,000.00	1,000.00	359.79	.00	1,000.00	.0%
71504536	552000	MISC SUPPL	839.35	1,500.00	1,500.00	678.79	.00	1,500.00	.0%
71504536	552640	EQUIP<\$750	405.07	1,000.00	1,000.00	207.65	.00	1,000.00	.0%
71504536	552646	SOFTWARE	.00	11,500.00	11,500.00	.00	.00	45,416.00	294.9%
71504536	555000	TRAINING	.00	150.00	150.00	.00	.00	225.00	50.0%
71504536	562002	BLDG IMPRO	.00	.00	1,400.00	1,400.00	.00	.00	.0%
71504536	564000	EQUIPMENT	.00	2,000.00	2,000.00	.00	.00	2,000.00	.0%
TOTAL NAU BILLING			94,066.41	121,901.00	121,901.00	93,471.08	.00	165,958.00	36.1%
<hr/>									
71999599	RESERVES								
71999599	599001	RES CONTIN	.00	234,100.00	234,100.00	.00	.00	263,100.00	12.4%
71999599	599068	RES GASB	.00	150,000.00	150,000.00	.00	.00	.00	-100.0%
71999599	599083	WTNK RES-CAP PL	.00	.00	.00	.00	.00	1,001,704.00	.0%
71999599	599104	RES-INC CA	.00	10,000.00	10,000.00	.00	.00	25,000.00	150.0%
71999599	599371	RES-R STAB	.00	378,640.00	378,640.00	.00	.00	416,200.00	9.9%
71999599	599900	CASH TO BE	.00	390,200.00	390,200.00	.00	.00	438,400.00	12.4%
71999599	599977	CSH-R&REPL	.00	186,280.00	182,285.00	.00	.00	207,900.00	11.6%
71999599	599978	CSH-CAPRES	.00	685,206.00	326,235.00	.00	.00	160,344.00	-76.6%
TOTAL RESERVES			.00	2,034,426.00	1,671,460.00	.00	.00	2,512,648.00	23.5%
TOTAL WATER & SEWER FUND			2,491,079.78	10,880,212.00	10,718,129.00	4,842,477.03	.00	10,159,513.00	-6.6%
GRAND TOTAL			106,170,442.12	187,424,251.00	199,200,110.00	119,234,790.06	.00	203,565,088.00	8.6%

** END OF REPORT - Generated by Cindy C Wood **